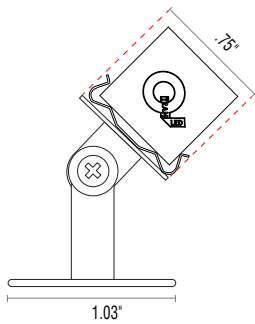


# PIVOT BRACKET

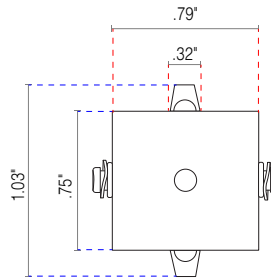
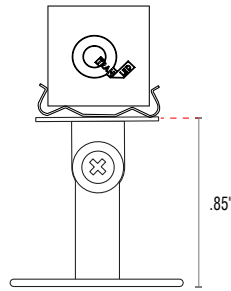
Accessories - Extrusions/Fixtures



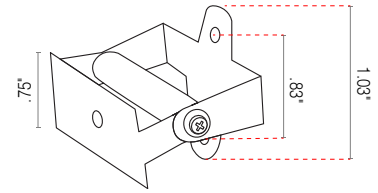
## Dimensions



Side View



Top View



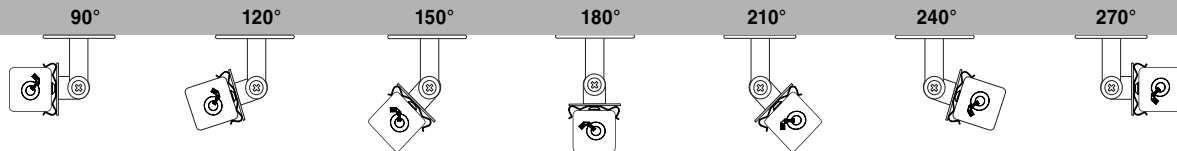
ISO View

## Part Number Builder

Product	Finish	Quantity
<b>Q-PIVOT</b>	<b>SST</b>	Sold in pairs
	^	
	<b>SST</b>	
	Stainless Steel	

## Features

- Install Pivot Bracket to a wall surface
- Clip mounts to Pivot Bracket and adjust to desired angle
- Indoor use only
- Easy to adjust from 90° to 270°
- #4-40x3/16 Flat Head Screw for bracket included
- 2#4x3/4 Pan Head Screw for each bracket included



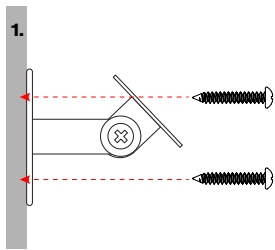
- Field modifications are not covered under Q-Tran warranty

# PIVOT BRACKET

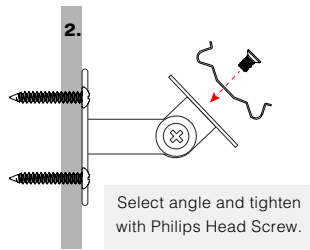
Accessories - Extrusions/Fixtures



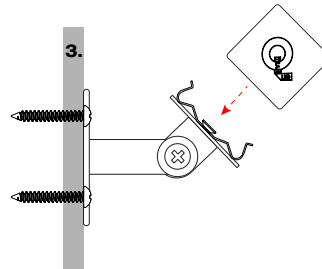
## Mounting



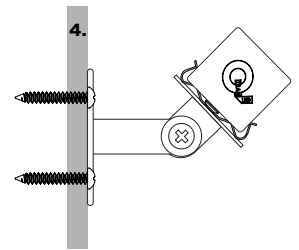
Mount Q-Pivot to surface.



Mount your mounting clip with included screw.



Attach Extrusion or Fixture into the clip.



Finished product.