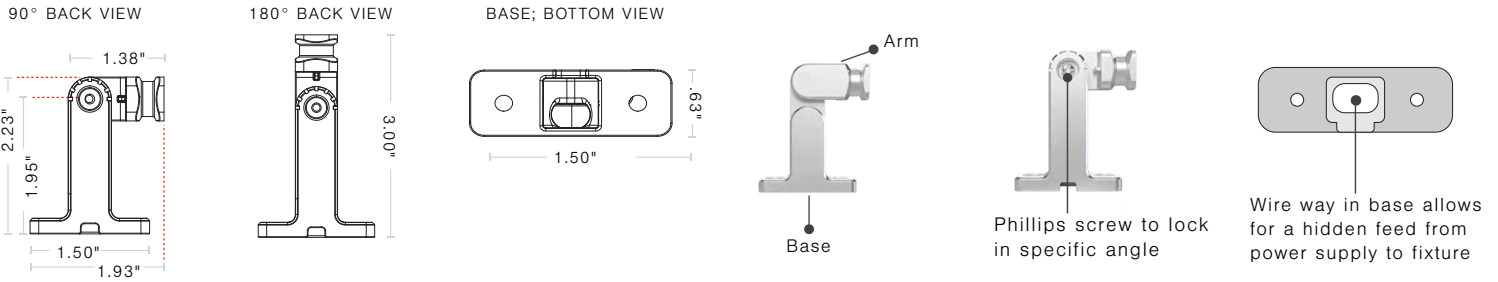


Dimensions

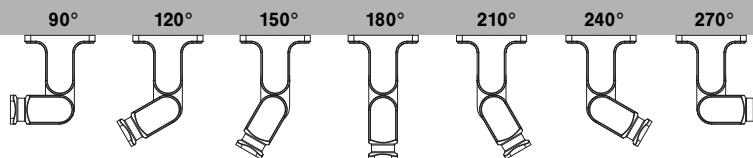
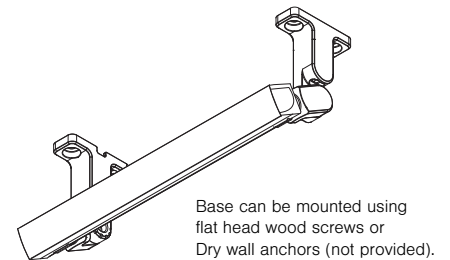


Part Number Builder

Product	Quantity
Q-ANGLE	Sold in pairs

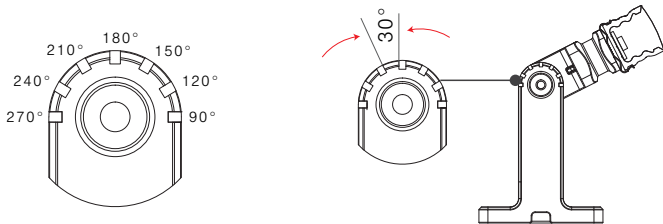
Features

- Mounting accessory for Q-Tran Extrusions
- Anodized aluminum profile
- Offset lighting to illuminate signs, artwork, etc
- Free moving rotating head which can be locked into specific angles
- Preset dial notches for easy adjustments from 90° to 270°
- Wall, ceiling, or floor mounted
- Indoor/Outdoor use



- Field modifications are not covered under Q-Tran warranty
- Weight limit: 6lb per Q-Angle
- Compatible with all extrusions
- Compatible with BOXA, KURV and ZALA
- Compatible with all VERS

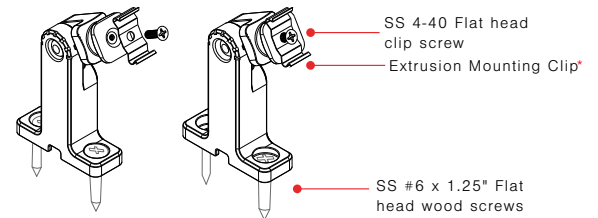
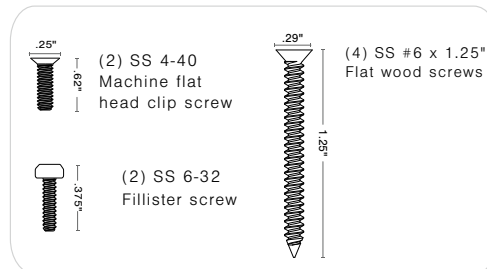
Angle Dial Markings



- Serrated teeth within the Rotating Head allow the user to select a preset angle. Use a Phillips screw driver to adjust angle.
- 90° and 270° achieved by locking head down at far left and far right.

Included Parts

- 2 Q-ANGLE Assembly
- 4 SS #6 x 1.25" Flat head wood screws
- 2 SS 4-40 Flat head clip screw
- 2 SS 6-32 Fillister screw



*Mounting clips included with Extrusions.
All clips are compatible with Q-Angle. Squeeze clips to ensure tightness.