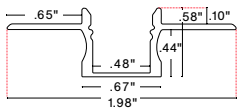


The MDIN LED extrusion was designed to be placed within a drywall application, with its 'wings' then covered with tape and mud so it has a seamless look. Once inside the drywall, there's a very small nominal 1/10" reveal showing the light so it is nearly flush. MDIN's stainless steel mounting clips were engineered to tightly hug the extrusion. Offered in a satin finish and with a diffused lens, for LED free direct view applications and available in lengths up to 98.43".

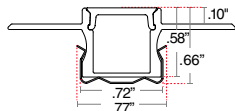
Finish

SATIN

Dimensions



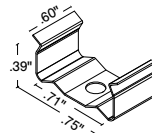
Profile



Profile with stainless steel mounting clip

Mounting

2 clips provided for 4' or less; 4 clips provided for greater than 4'



Stainless steel clip

Part Number Builder

Product	Size	Finish	Mounting	Lens	Type	Finished Fixture Length (in)
MDIN	S S: Small - 0.5" wide	ST	SST	DF	<div style="border: 1px solid black; padding: 2px; margin-bottom: 2px;">S1</div> Single (Input Only)	1" increments from 1" - 98.43" Tolerance +0.0"/-0.5"
					<div style="border: 1px solid black; padding: 2px;">NI</div> Not installed (Strip not installed in factory)	

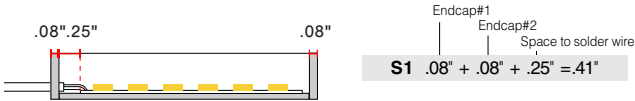
- Field modifications must comply with Q-Tran's installation methods otherwise warranty is null & void
- UL Listed when assembled with STRIP LEDs at Q-Tran
- Recess mounted with adhesive only
- Suitable for installation in the storage area of a clothes closet when assembled as a fixture at Q-Tran facility (Not applicable for encapsulation or LED strips exceeding 4W/ft)
- UL 2108: Type IC recessed inherently protected



Compatible Strips

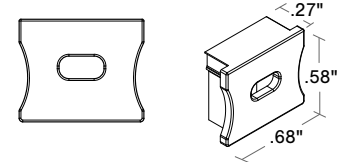
	STATIC WHITE (SW)	STATIC WHITE INDIVIDUALLY ADDRESSABLE (SW-IA)	STATIC WHITE STOCKING DISTRIBUTOR (SD-SW)	STATIC WHITE HIGH EFFICACY (SW-HE)	STATIC WHITE HIGH EFFICACY PLUS (SW-HE+)	DYNAMIC WHITE (DW)	DYNAMIC WHITE HIGH EFFICACY (DW-HE)	STATIC COLOR (SC)	RGB	RGBW	RGBW HIGH EFFICACY (RGBW-HE)
	1.5W/ft 3.0W/ft 4.0W/ft 5.0W/ft 6.0W/ft	5.0W/ft	2.0W/ft 4.0W/ft 6.0W/ft	1.5W/ft 3.0W/ft 6.0W/ft 9.0W/ft	3.0W/ft 6.0W/ft	6.0W/ft	3.0W/ft 5.0W/ft 8.0W/ft	5.0W/ft	6.0W/ft	6.0W/ft	4.0W/ft 8.0W/ft
DRY	✓	✓	✓	✓ <small>Not compatible with 9.0</small>	✓	✓	✓ <small>Not compatible with 8.0</small>	✓	✓	✓	✓ <small>Not compatible with 8.0</small>
DMP	✓ <small>Not compatible with 6.0</small>			✓ <small>Not compatible with 9.0</small>		✓	✓ <small>Not compatible with 8.0</small>	✓	✓	✓	✓ <small>Not compatible with 8.0</small>
ENC											
WET											

Length (in) Add to nominal LED length for fixture length

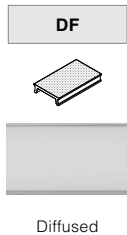


$$S1 \text{ .08\"} + \text{.08\"} + \text{.25\"} = \text{.41\"}$$

End Caps



Lens with LED visibility



Type

SINGLE (Input only)

