

# QOM-eLED-PS

LED POWER SUPPLY 60W-300W

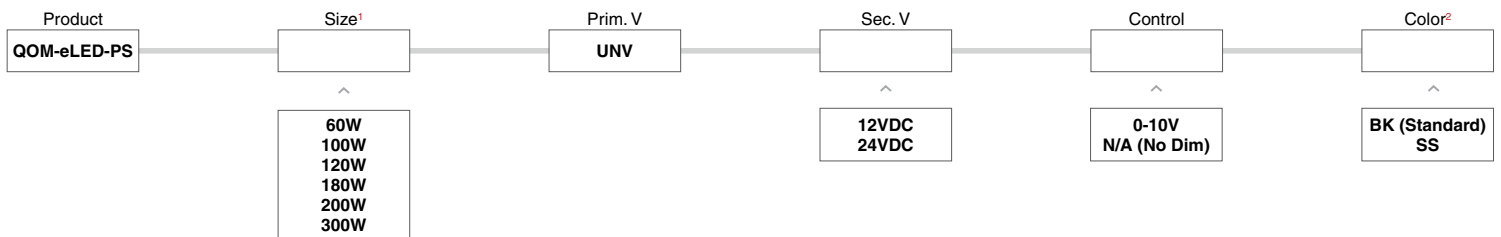


Non Pool & Spa model shown

QOM-eLED-PS is Q-Tran's constant voltage LED driver with an option to have 0-10V dimming built-in. The QOM-eLED-PS is available in 12VDC from 60-180W or 24VDC from 100-300W. It is indoor and outdoor rated with an additional option to be used in pool & spa applications. This surface mountable power supply comes standard in black and is also available in stainless steel. UL and Class II Listed.



## Part Number Builder



## Technical Information

### <sup>1</sup> Size

Size	Max Load (Watts)	Secondary Voltage (12/24VDC)	Max Prim Amps @ 120V	Max Prim Amps @ 277V
60W	1x60W	12VDC	0.60A	0.29A
120W	2x60W	12VDC	1.20A	0.58A
180W	3x60W	12VDC	1.80A	0.87A
100W	1x100W	24VDC	0.95A	0.40A
200W	2x100W	24VDC	1.90A	0.80A
300W	3x100W	24VDC	2.85A	1.20A

### <sup>2</sup> Color

- BK** Black Powder Coat Finish (Standard)
- SS** 316 Marine Grade Stainless Steel

## Voltage Drop Chart

VDC	Watts (W)	10 AWG (5.6mm <sup>2</sup> )	12 AWG (3.3mm <sup>2</sup> )	14 AWG (3.0mm <sup>2</sup> )	16 AWG (1.3mm <sup>2</sup> )	18 AWG (0.78mm <sup>2</sup> )	20 AWG (0.50mm <sup>2</sup> )	22 AWG (0.33mm <sup>2</sup> )	24 AWG (0.22mm <sup>2</sup> )	26 AWG (0.13mm <sup>2</sup> )
12	12	315'	198'	125'	78'	49'	31'	19'	12'	7'
	25	115'	72'	45'	28'	18'	11'	7'	4'	4'
	60	7'	4'	3'						
24	17	897'	564'	355'	223'	140'	88'	55'	35'	22'
	25	567'	356'	224'	141'	88'	56'	35'	22'	14'
	40	309'	194'	122'	77'	48'	30'	30'	12'	7'
	80	130'	82'	51'	32'	20'	13'	8'	5'	3'
	100	84'	53'	33'	21'	13'	8'	5'	3'	

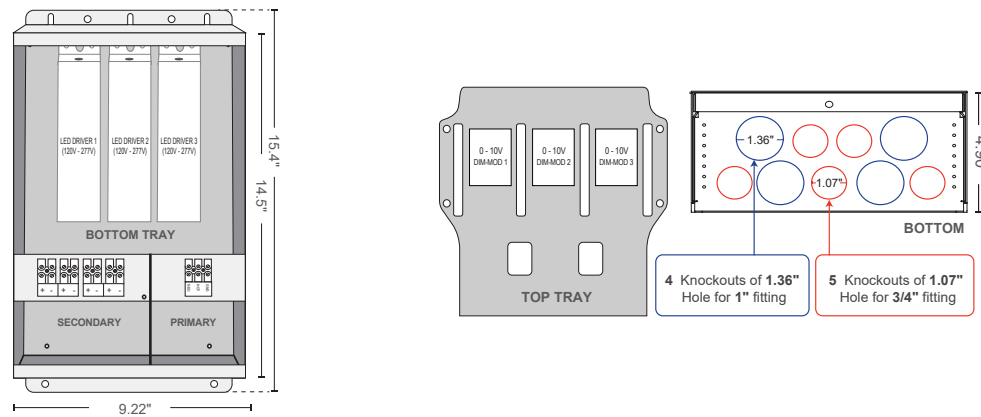
\*Distances are based on a 5% Voltage drop max.

- This product must be installed in accordance with the applicable installation code by a person familiar with the construction and operation of the product and the hazards involved
- If dimming with optional 0-10V dimming module, use a dimmer rated for 0-10V operation



# QOM-eLED-PS

LED POWER SUPPLY 60W-300W



## Housing

- 18 gauge welded steel enclosure: 15.4"L x 9.22"W x 4.90"D
- Door: 14.5"L x 9.27"W
- Knockouts: 9
- Built-in support bracket incorporated to secure housing for surface mounting

## Performance

- Power Supply
  - : Rated for surface mount or outdoor use
  - : Fully rated to operate low voltage load at listed wattage (No derating required)
  - : Voltage regulation to 2% or less of rated output voltage
  - : The ability to be dimmed using 0-10V dimming
  - : Universal input range of 120-277 Vrms
- Low Voltage Lighting Systems
  - : CSA Class 3425-15 and Class 3425-95

- **LED Landscape Lighting System Components**

- : CSA Class 3402-15 and Class 3402-95

- **Hydromassage (Pool & Spa)**

- : CSA Class 3425-46 and Class 3425-96

- : Short circuit protection (SCP)
- : Over voltage protection (OVP)
- : Over current protection (OCP)
- : Live tested by the manufacture to ensure proper operation
- : Manufacturer offers a minimum of 5 years warranty
- Terminal blocks is made of tin plated copper with a voltage rating of 300V and a current rating of 40A

- Limited output voltage and current, plus isolation for safe operation
- Dimmable w/additional 0-10V dimming module
- Fully potted driver(s) for moisture resistance
- Suitable for dry, damp, and wet locations
- Surface mount only
- Suitable for use with submersible luminaire
- Suitable for pool and spa application
- Primary voltage - universal (120-277V)
- Wide operating temperature range: -40°F to 104°F
- Fits up to (3): 60W 12VDC or (3):100W 24VDC driver(s) and (1) 0-10V dimming module
- 5 year warranty
- Driver has Class A sound rating

- Class 2 output

- **CSA #239924**

- Low Voltage Lighting Systems**

- : CSA Class 3425-15 and Class 3425-95

- : CSA Standard C22.2 No. 250.0-08 - Luminaires

- : ANSI/ UL Standard 2108 - Low Voltage Lighting System

- : ANSI/ UL Standard 8750 - Light Emitting Diode (LED) Equipment for Use in Lighting Products

- : CSA Std C22.2 No 250.13-14 - Light Emitting Diode (LED) Equipment for Lighting Applications

- Landscape Lighting Systems**

- : CSA Class 3402-15 and Class 3402-95

- : CSA Standard C22.2 No. 250.7-07 - Extra-Low-Voltage Landscape Lighting Systems

- : ANSI/ UL Standard 1838 - Low Voltage Landscape Lighting Systems

- : ANSI/ UL Standard 8750 - Light Emitting Diode (LED) Equipment for Use in Lighting Products

- : CSA Std C22.2 No 250.13-14 - Light Emitting Diode (LED) Equipment for Lighting Applications

- Hydromassage (Pool and Spa)**

- : CSA Class 3425-46 and class 3425-96

- : UL Standard 379 - Power Unit for Fountain, Swimming Pool and Spa Luminaires

- : CSA STD C22.2 NO.89-15-Swimming Pool Luminaire, Submersible Luminaires and Accessories



### Specifications

Input	12VDC			24VDC		
	120	230	277	120	230	277
Input Voltage (Vrms)	120	230	277	120	230	277
Input Current, max (Arms)	0.58	0.30	0.25	0.98	0.51	0.42
Inrush Current, max* (Apk)	---	---	---	45	90	100
Input Frequency (Hz)	50/60			50/60		
Input Power (W)	70			177		

Output	12VDC		24VDC	
	12	24	12	24
Output Voltage, nom (V)	12	24	12	24
Output Current (A)	5.0	4.1	5.0	4.1
Output Power (Wmax)	60	100	60	100
Dimming 0-10V, max	2mA			

Environmental	12VDC			24VDC		
	Min	Nom	Max	Min	Nom	Max
THD (%)	---	---	20	---	---	20
PF (%)	0.90	---	---	0.90	---	---
Case Temp (°C)	---	---	90	---	---	90

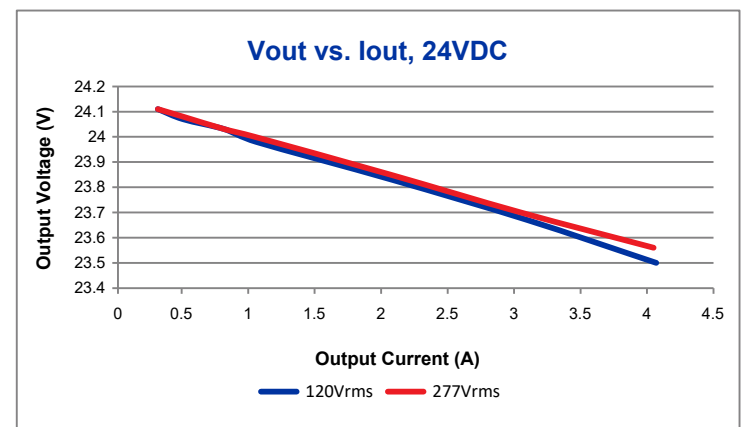
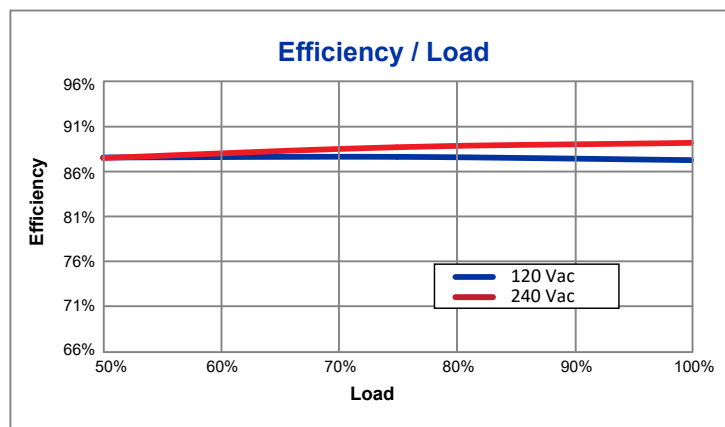
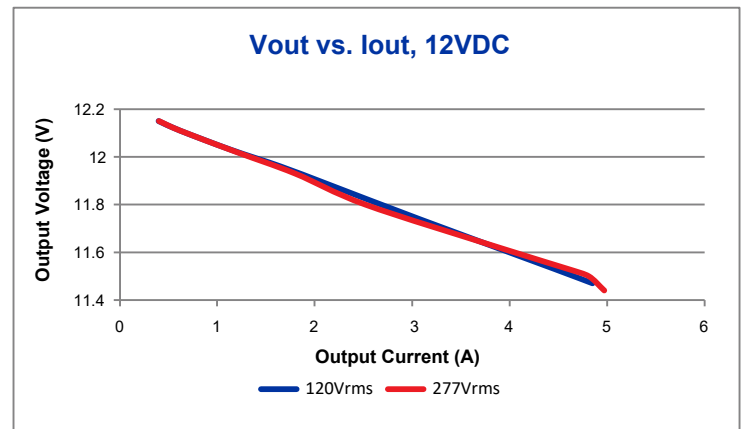
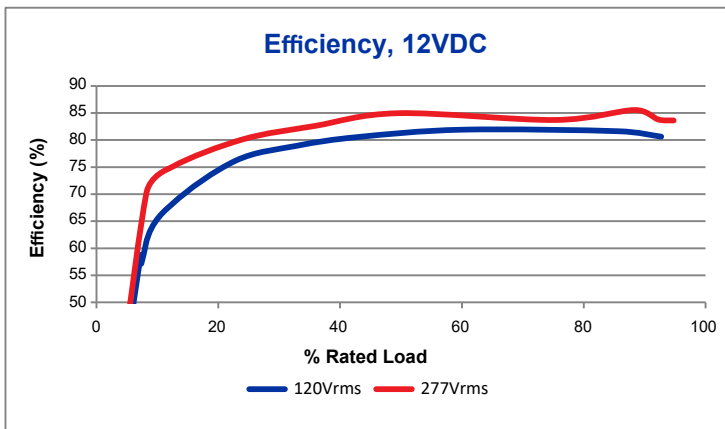
\*- 200us event

### Protections

- Short Circuit Protection (SCP)
- Over Voltage Protection (OVP)
- Over Current Protection (OCP)
- Class 2 Output

### Compliance

- EMI Spec : FCC 47 Part 15  
: EN61000-3-2
- CSA Certified : UL-2108  
: UL-1838  
: UL-8750  
: UL 379  
: CSA C22.2 No 250.7-07  
: CSA C22.2 No 250.0-08  
: CSA C22.2 No 250.13-14  
: CSA C22.2 No 89-15



# QOM-eLED-PS

LED POWER SUPPLY 60W-300W

