

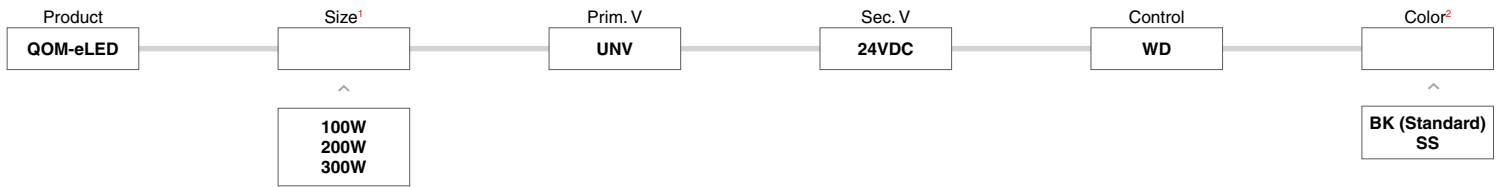
QOM-eLED+WD LED POWER SUPPLY 100W-300W



QOM-eLED+WD is Q-Tran's exterior rated surface mounted electronic Warm Dim power supply, utilizing a 100W constant voltage LED driver from Thomas Research. With the ability to fit up to 300W of power and control in one enclosure, this unit provides plenty of flexibility and comes with all module prewired together with terminal blocks for landing your LED and control wires.



Part Number Builder



Technical Information

¹ Size

Size	Max Load (Watts)	Secondary Voltage (12/24VDC)	Max Prim Amps @ 120V	Max Prim Amps @ 277V
100W	1x100W	24VDC	0.95A	0.40A
200W	2x100W	24VDC	1.90A	0.80A
300W	3x100W	24VDC	2.85A	1.20A

² Color

- BK** Black Powder Coat Finish (Standard)
- SS** 316 Marine Grade Stainless Steel

Voltage Drop Chart

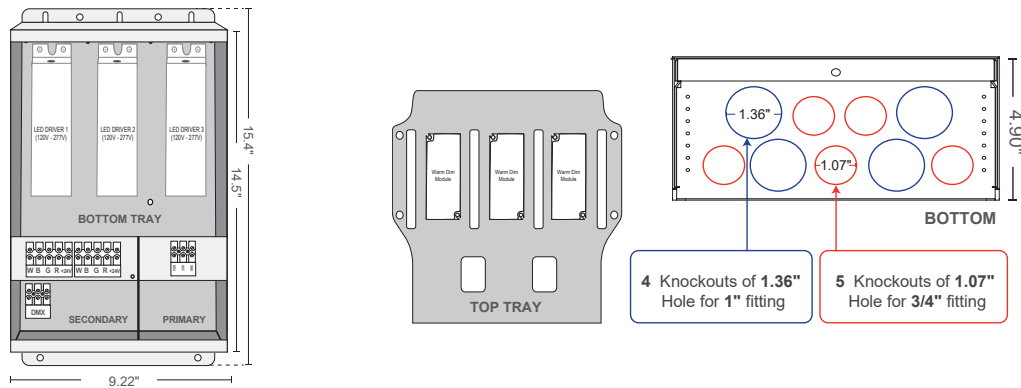
VDC	Watts (W)	10 AWG (5.6mm ²)	12 AWG (3.3mm ²)	14 AWG (3.0mm ²)	16 AWG (1.3mm ²)	18 AWG (0.78mm ²)	20 AWG (0.50mm ²)	22 AWG (0.33mm ²)	24 AWG (0.22mm ²)	26 AWG (0.13mm ²)
		24	17	897'	564'	355'	223'	140'	88'	55'
	25	567'	356'	224'	141'	88'	56'	35'	22'	14'
	40	309'	194'	122'	77'	48'	30'	30'	12'	7'
	80	130'	82'	51'	32'	20'	13'	8'	5'	3'
	100	84'	53'	33'	21'	13'	8'	5'	3'	

- *Distances are based on a 5% Voltage drop max.
- This product must be installed in accordance with the applicable installation code by a person familiar with the construction and operation of the product and the hazards involved
- If dimming with optional 0-10V dimming module, use a dimmer rated for 0-10V operation



QOM-eLED+WD

LED POWER SUPPLY 100W-300W



Housing

- 18 gauge welded steel enclosure: 15.4"L x 9.22"W x 4.90"D
- Door: 14.5"L x 9.27"W
- Knockouts: 9
- Built-in support bracket incorporated to secure housing for surface mounting

Performance

- Power Supply
 - : Rated for surface mount or outdoor use
 - : Fully rated to operate low voltage load at listed wattage (No derating required)
 - : Voltage regulation to 2% or less of rated output voltage
 - : The ability to be dimmed using 0-10V dimming
 - : Universal input range of 120-277 Vrms
- Low Voltage Lighting Systems
 - : CSA Class 3425-15 and Class 3425-95
- LED Landscape Lighting System Components
 - : CSA Class 3402-15 and Class 3402-95
- Short circuit protection (SCP)
- Over voltage protection (OVP)
- Over current protection (OCP)
- Live tested by the manufacture to ensure proper operation
- Manufacturer offers a minimum of 5 years warranty
- Terminal blocks is made of tin plated copper with a voltage rating of 300V and a current rating of 40A

- Limited output voltage and current, plus isolation for safe operation
- Q-Tran Proprietary dimming curve
- Controllable with 0-10V input for Warm-Dim functionality
- 0-10V dimming down to 0%
- Fully potted driver(s) for moisture resistance
- Suitable for dry, damp, and wet locations
- Surface mount only
- Primary voltage - universal (120-277V)
- Wide operating temperature range: -40°F to 104°F
- Fits up to (3): 100W 24 VDC driver(s) and Warm Dim Module
- 5 years warranty

- Driver has Class A sound rating
- Class 2 output
- CSA #239924

Low Voltage Lighting Systems

- : CSA Class 3425-15 and Class 3425-95
- : CSA Standard C22.2 No. 250.0-08 - Luminaires
- : UL 2108 - Low Voltage Lighting Systems
- : ANSI/ UL Standard 2108 - Low Voltage Lighting System
- : ANSI/ UL Standard 8750 - Light Emitting Diode (LED) Equipment for Use in Lighting Products
- : CSA Std C22.2 No 250.13-14 - Light Emitting Diode (LED) Equipment for Lighting Applications

Landscape Lighting Systems

- : CSA Class 3402-15 and Class 3402-95
- : CSA Standard C22.2 No. 250.7-07 - Extra-Low-Voltage Landscape Lighting Systems
- : ANSI/ UL Standard 1838 - Low Voltage Landscape Lighting Systems
- : ANSI/ UL Standard 8750 - Light Emitting Diode (LED) Equipment for Use in Lighting Products
- : CSA Std C22.2 No 250.13-14 - Light Emitting Diode (LED) Equipment for Lighting Applications





Specifications

Input	24VDC		
Input Voltage (Vrms)	120	230	277
Input Current, max (Arms)	0.98	0.51	0.43
Inrush Current, max* (Apk)	---	20	---
Input Frequency (Hz)	50/60		
Input Power (W)	177		

Output	3000K	2000K
Output Voltage, nom (V)	24	24
Output Current (A)	2.0	1.5
Output Power (Wmax)	100	100
Dimming 0-10V, max	2mA	

Environmental	Min	Nom	Max
THD (%)	---	---	20
PF (%)	0.90	---	---
Case Temp (°C)	---	---	90

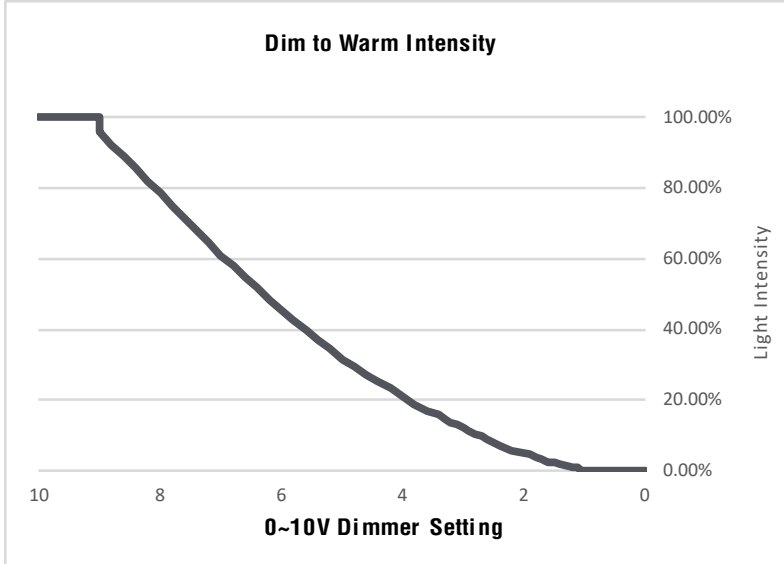
*- 200us event

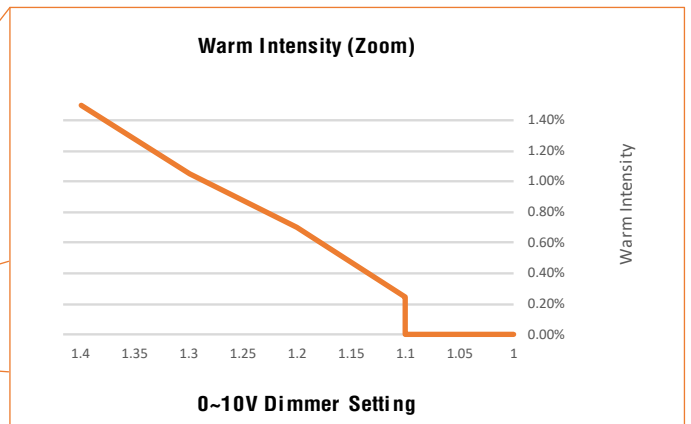
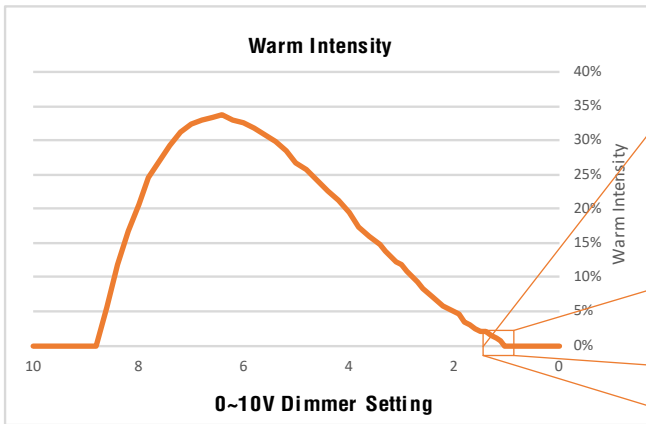
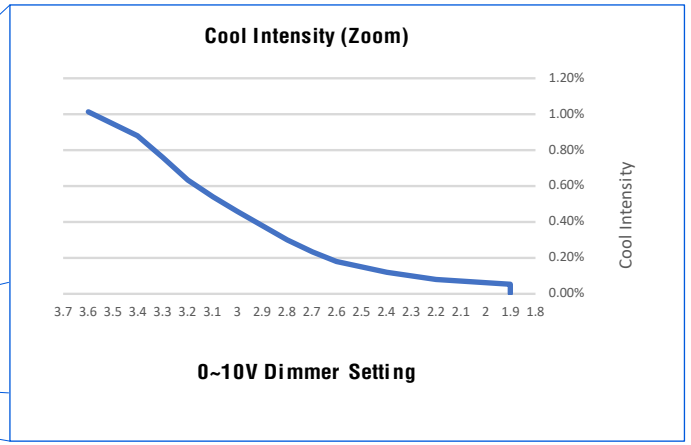
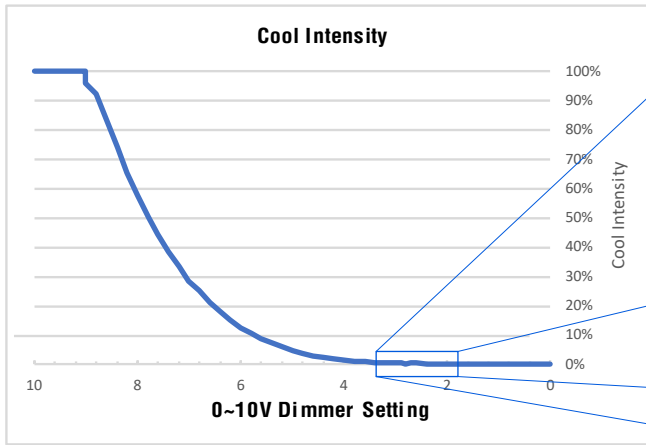
Protections

- Short Circuit Protection (SCP)
- Over Voltage Protection (OVP)
- Over Current Protection (OCP)
- Class 2 Output

Compliance

- EMI Spec : FCC 47 Part 15
: EN61000-3-2
- CSA Certified : UL-2108
: UL-1838
: UL-8750
: CSA C22.2 No 250.7-07
: CSA C22.2 No 250.0-08
: CSA C22.2 No 250.13-14





QOM-eLED+WD

LED POWER SUPPLY 100W-300W

