

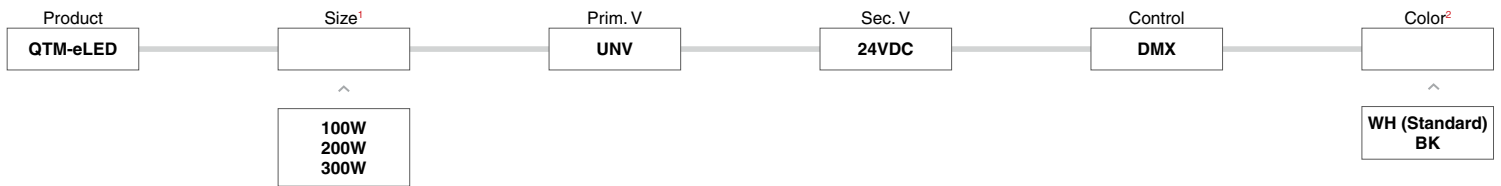
QTM-eLED+DMX LED POWER SUPPLY 100W-300W



QTM-eLED+DMX is an LED power supply for DMX applications. It utilizes a 100W constant voltage LED Driver from Thomas Research and the LINEARdrive DMX decoder from eldoLED. The unit is available in 100-300 watt capacity. The power supplies and decoders are all prewired together along with terminal blocks for power and control wires. The housing can be recessed or surface mounted.



Part Number Builder



Technical Information

¹ Size

Size	Max Load (Watts)	Secondary Voltage (12/24VDC)	Max Prim Amps @ 120V	Max Prim Amps @ 277V
100W	1x100W	24VDC	0.95A	0.40A
200W	2x100W	24VDC	1.90A	0.80A
300W	3x100W	24VDC	2.85A	1.20A

² Color

WH White (Standard)
BK Black Powder Coat Finish

Voltage Drop Chart

VDC	Watts (W)	10 AWG (5.6mm ²)	12 AWG (3.3mm ²)	14 AWG (3.0mm ²)	16 AWG (1.3mm ²)	18 AWG (0.78mm ²)	20 AWG (0.50mm ²)	22 AWG (0.33mm ²)	24 AWG (0.22mm ²)	26 AWG (0.13mm ²)
		24	17	897'	564'	355'	223'	140'	88'	55'
	25	567'	356'	224'	141'	88'	56'	35'	22'	14'
	40	309'	194'	122'	77'	48'	30'	30'	12'	7'
	80	130'	82'	51'	32'	20'	13'	8'	5'	3'
	100	84'	53'	33'	21'	13'	8'	5'	3'	

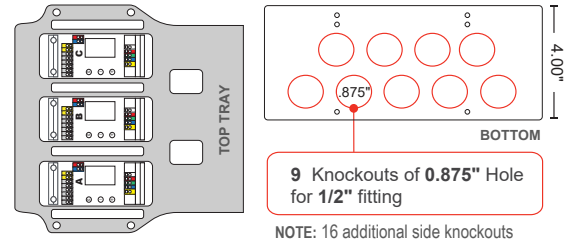
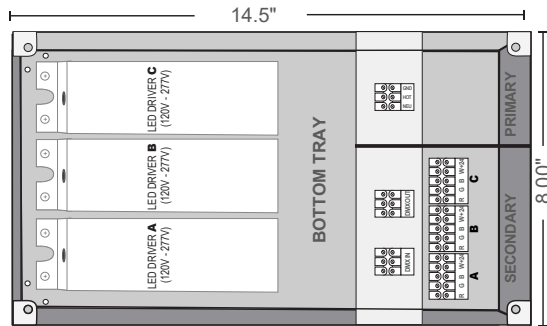
*Distances are based on a 5% Voltage drop max.

• This product must be installed in accordance with the applicable installation code by a person familiar with the construction and operation of the product and the hazards involved



QTM-eLED+DMX

LED POWER SUPPLY 100W–300W



Housing

- 18 gauge welded steel enclosure: 14.5"W x 8.00"H x 4.00"D
- Door: 15.5"W x 9.00"H
- Knockouts: 25
- Built-in support bracket incorporated to secure housing for surface mounting

Performance

- Power Supply
 - : Rated for surface mount or recessed use
 - : Fully rated to operate low voltage load at listed wattage (No derating required)
 - : Voltage regulation to 2% or less of rated output voltage
 - : The ability to be dimmed using DMX dimming
 - : Universal input range of 120-277 Vrms
- Low Voltage Lighting Systems
 - : CSA Class 3425-15 and Class 3425-95
 - : Short circuit protection (SCP)
 - : Over voltage protection (OVP)
 - : Over current protection (OCP)
 - : Live tested by the manufacture to ensure proper operation
 - : Manufacturer offers a minimum of 5 years warranty
- Terminal blocks is made of tin plated copper with a voltage rating of 300V and a current rating of 40A

- Limited output voltage and current, plus isolation for safe operation
- Controllable with DMX decoder module
- DMX dimming down to 0.1%
- Fully potted driver(s) for moisture resistance
- Suitable for dry and damp locations
- Suitable for surface or recessed mounting use
- Primary voltage - universal (120-277V)
- Wide operating temperature range: -4°F to 122°F
- Fits up to (3): 100W 24 VDC driver(s) and DMX decoder module(s)

- 5 years warranty
- Driver has Class A sound rating
- Class 2 output
- CSA #239924

Low Voltage Lighting Systems

- : CSA class 3425-15 and class 3425-95
- : CSA standard C22.2 No. 250.0-08 - Luminaires
- : ANSI/ UL standard 2108 - Low voltage lighting systems
- : CSA standard C22.2 No 250.13-14 - Light emitting diode (LED) equipment for lighting applications
- : ANSI/ UL standard 8750 - Light emitting diode (LED) equipment for use in lighting products





Specifications (per 100W circuit)

Input	24VDC		
	120	230	277
Input Voltage (Vrms)	120	230	277
Input Current, max (Arms)	0.98	0.51	0.43
Inrush Current, max* (Apk)	---	20	---
Input Frequency (Hz)	50/60		
Input Power (W)	117		

Output	RGB	RGBW
	Output Voltage, nom (V)	24
Output Current (A) per channel	1.4	1.0
Output Power (Wmax)	100	100

Environmental	Min	Nom	Max
THD (%)	---	---	20
PF (%)	0.90	---	---
Case Temp (°C)	---	---	90

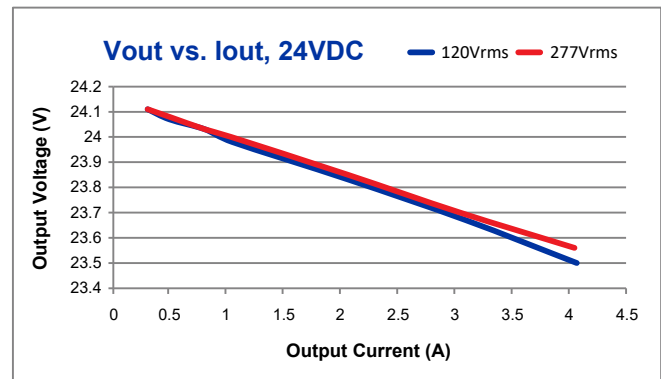
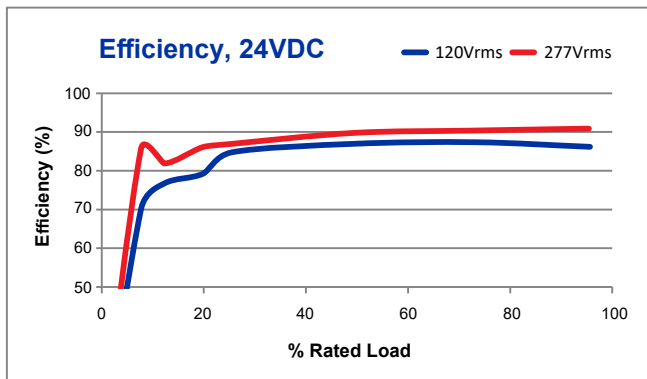
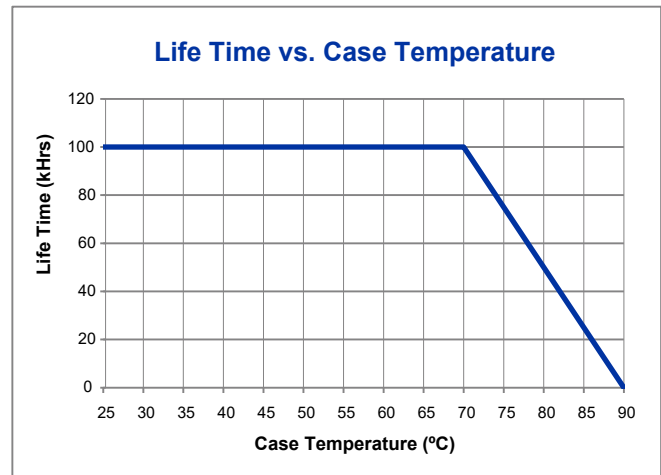
*- 200us event

Protections

- Short Circuit Protection (SCP)
- Over Voltage Protection (OVP)
- Over Current Protection (OCP)
- Class 2 Output

Compliance

- EMI Spec : FCC 47 Part 15
: EN61000-3-2
- CSA Certified : UL-2108
: UL-8750
: CSA C22.2 No 250.0-08
: CSA C22.2 No 250.13-14

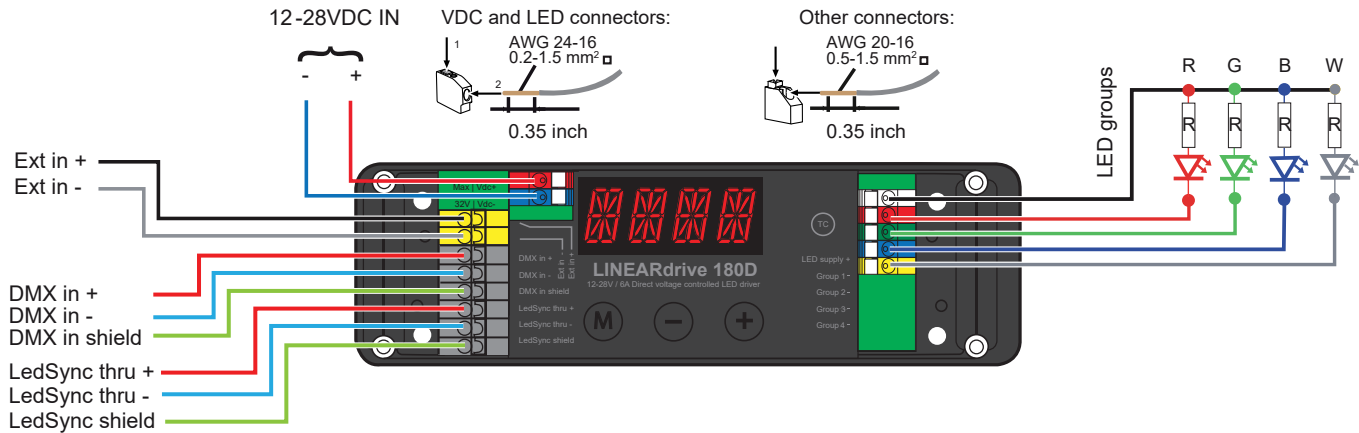


QTM-eLED+DMX

LED POWER SUPPLY 100W–300W



Wiring Diagram



12V - 28V DC IN

- To connect the driver to a DC power supply unit (PSU), connect the PSU's positive voltage supply wire to the VDC+ connector and the PSU's negative voltage supply wire to the VDC- connector.

EXT in

- You have the possibility to connect an external control device (0-10V control device, 10kΩ potentiometer or show selection switch) to the driver's Ext in+ and Ext in - connector. Configure the driver for use with an external control device over the 3-button user interface.

DMX in/LedSync out

- Use these connectors when the driver is used in a DMX network. For DMX in, connect the network cable's DMX+, DMX- and DMX shielding wire (the orange/white, orange and brown wire in a CAT5 cable) to the DMX in+, DMX in- and DMX in shield connector respectively. For LedSync out, connect the network cable's DMX+, DMX- and DMX shielding wire to the LedSync out+, LedSync out- and LedSync shield connector respectively. DMX Shield must be grounded to Earth ground at a single point external to power supply

LED groups

- Indicates the location of the connectors for your LED groups. R(ed) represents channel 1, G(reen) represents channel 2, B(lue) represents channel 3 and W(hite) represents channel 4. The default group color allocation can be changed over the 3-button user interface.

