

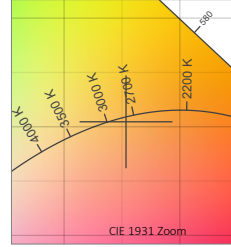
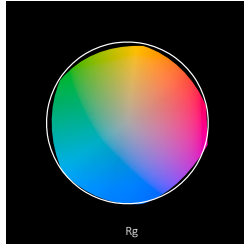
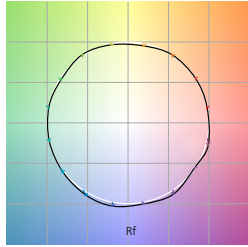
BOXA-RGBW-HE Q-CAP Flexible Fixtures



2700K ENC/CL

2746 K

CRI: 98.4
 CRI R9: 99.0
 TM30 Rf: 94.0
 TM30 Rg: 101.5
 CQS: 93.7
 X: 0.454
 Y: 0.405
 U: 0.261
 V: 0.349
 Δuv: -0.0017



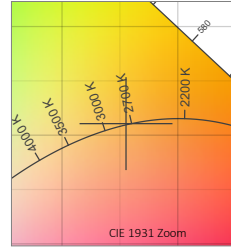
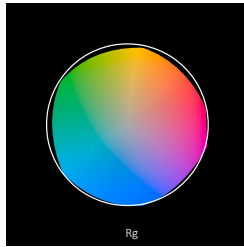
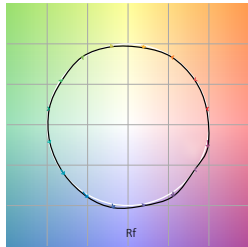
R1	R2	R3	R4	R5	R6	R7	R8	R9	R10	R11	R12	R13	R14	R15	
98.5	99.4	95.3	99.0	98.9	97.5	99.3	99.3	99.0	97.1	97.1	82.6	98.7	96.1	98.3	
Q1	Q2	Q3	Q4	Q5	Q6	Q7	Q8	Q9	Q10	Q11	Q12	Q13	Q14	Q15	
93.9	96.7	89.6	89.7	93.4	96.1	91.5	94.3	96.0	95.0	95.4	96.3	97.1	95.4	95.5	
C1	C2	C3	C4	C5	C6	C7	C8	C9	C10	C11	C12	C13	C14	C15	C16
96.3	97.7	95.7	93.6	94.2	96.3	92.6	98.4	94.4	90.3	89.3	91.9	96.1	93.6	94.6	90.5

TM30			
Hue Bin	R _f	Chroma	Hue
1	96	0%	1%
2	98	0%	0%
3	96	0%	1%
4	94	-3%	-1%
5	94	-1%	2%
6	96	2%	1%
7	93	-2%	2%
8	98	0%	0%
9	94	0%	3%
10	90	1%	7%
11	89	3%	8%
12	92	5%	2%
13	96	2%	-2%
14	94	4%	-3%
15	95	-1%	0%
16	90	3%	-7%

2700K ENC/TL

2769 K

CRI: 97.5
 CRI R9: 93.5
 TM30 Rf: 94.0
 TM30 Rg: 100.6
 CQS: 93.7
 X: 0.455
 Y: 0.411
 U: 0.260
 V: 0.351
 Δuv: 0.0004



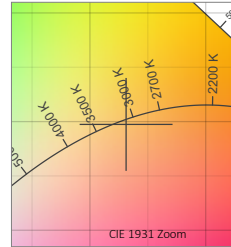
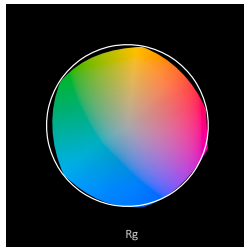
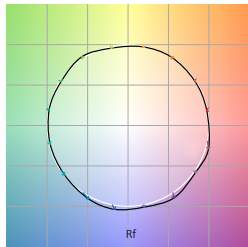
R1	R2	R3	R4	R5	R6	R7	R8	R9	R10	R11	R12	R13	R14	R15	
98.8	97.7	93.9	98.7	97.3	96.1	99.4	98.1	93.5	92.5	97.8	80.3	98.6	95.4	98.1	
Q1	Q2	Q3	Q4	Q5	Q6	Q7	Q8	Q9	Q10	Q11	Q12	Q13	Q14	Q15	
94.3	96.9	89.3	89.5	93.2	94.6	92.4	95.2	95.4	94.9	95.5	96.5	97.2	96.3	95.9	
C1	C2	C3	C4	C5	C6	C7	C8	C9	C10	C11	C12	C13	C14	C15	C16
96.3	97.5	95.2	93.7	94.4	96.8	93.6	98.3	94.7	90.1	88.8	91.7	96.4	93.4	95.0	90.3

TM30			
Hue Bin	R _f	Chroma	Hue
1	96	-1%	0%
2	97	-1%	0%
3	95	0%	2%
4	94	-3%	0%
5	94	-1%	2%
6	97	1%	1%
7	94	-2%	2%
8	98	-1%	0%
9	95	-1%	3%
10	90	0%	7%
11	89	2%	8%
12	92	4%	3%
13	96	2%	-1%
14	93	5%	-3%
15	95	-1%	0%
16	90	2%	-8%

3000K ENC/CL

3047 K

CRI: 97.4
 CRI R9: 95.3
 TM30 Rf: 93.2
 TM30 Rg: 101.8
 CQS: 92.9
 X: 0.431
 Y: 0.397
 U: 0.250
 V: 0.345
 Δuv: -0.0019



R1	R2	R3	R4	R5	R6	R7	R8	R9	R10	R11	R12	R13	R14	R15	
99.0	98.1	94.4	97.7	97.6	95.7	98.6	98.5	95.3	93.4	96.5	78.2	99.0	95.9	98.8	
Q1	Q2	Q3	Q4	Q5	Q6	Q7	Q8	Q9	Q10	Q11	Q12	Q13	Q14	Q15	
95.8	97.8	86.9	87.6	92.7	94.2	90.7	94.2	95.8	93.9	94.1	95.2	96.4	96.5	96.7	
C1	C2	C3	C4	C5	C6	C7	C8	C9	C10	C11	C12	C13	C14	C15	C16
96.3	96.9	93.5	94.5	92.3	95.6	93.1	97.9	94.3	88.0	86.8	89.8	95.8	92.3	93.0	89.1

TM30			
Hue Bin	R _f	Chroma	Hue
1	96	-1%	0%
2	97	-1%	1%
3	93	0%	3%
4	95	-1%	1%
5	92	-2%	2%
6	96	2%	0%
7	93	-1%	1%
8	98	-1%	-1%
9	94	-1%	4%
10	88	-1%	7%
11	87	3%	10%
12	90	5%	4%
13	96	3%	0%
14	92	6%	-2%
15	93	2%	-2%
16	89	3%	-9%

NOTES:

- CRI R values, only R1-R8 are used to calculate RA CRI values
- TM30 C values, 16 binned values out of total of 99 C values
- CQS Q values
- Data subject to change, all data has +/- 5% tolerance

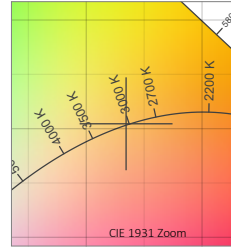
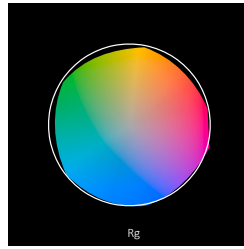
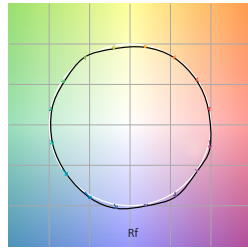
BOXA-RGBW-HE Q-CAP Flexible Fixtures



3000K ENC/TL

3050 K

CRI: 96.4
 CRI R9: 91.5
 TM30 Rf: 92.8
 TM30 Rg: 100.2
 CQS: 93.1
 X: 0.434
 Y: 0.404
 U: 0.249
 V: 0.347
 Δuv: 0.0005



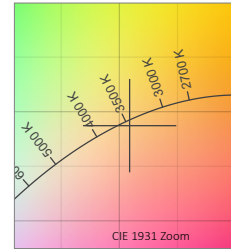
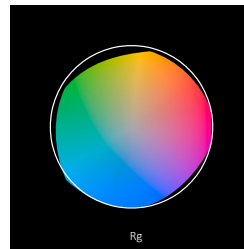
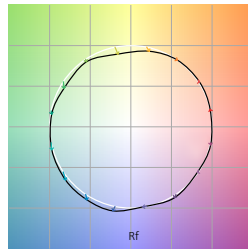
R1	R2	R3	R4	R5	R6	R7	R8	R9	R10	R11	R12	R13	R14	R15	
97.5	96.9	93.7	97.1	95.6	94.4	99.2	97.2	91.5	90.5	96.2	75.5	97.3	95.5	97.0	
Q1	Q2	Q3	Q4	Q5	Q6	Q7	Q8	Q9	Q10	Q11	Q12	Q13	Q14	Q15	
94.1	97.6	87.7	87.3	91.3	93.5	92.6	95.2	95.6	94.5	94.9	96.1	97.0	96.3	96.0	
C1	C2	C3	C4	C5	C6	C7	C8	C9	C10	C11	C12	C13	C14	C15	C16
95.4	96.6	94.2	93.6	92.1	96.6	92.7	97.3	92.6	86.1	86.2	90.4	96.4	92.8	92.7	89.6

TM30			
Hue Bin	R _f	Chroma	Hue
1	95	-1%	0%
2	97	-1%	0%
3	94	-1%	2%
4	94	-2%	1%
5	92	-4%	2%
6	97	1%	1%
7	93	-3%	2%
8	97	-2%	0%
9	93	-2%	5%
10	86	-1%	8%
11	86	3%	10%
12	90	5%	4%
13	96	2%	0%
14	93	5%	-3%
15	93	1%	-2%
16	90	3%	-8%

3500K ENC/CL

3397 K

CRI: 96.1
 CRI R9: 94.3
 TM30 Rf: 91.0
 TM30 Rg: 98.7
 CQS: 94.5
 X: 0.409
 Y: 0.387
 U: 0.239
 V: 0.340
 Δuv: -0.0023



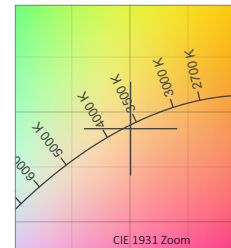
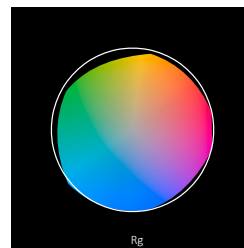
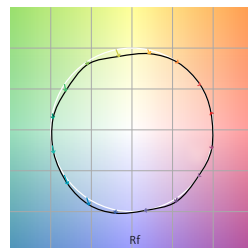
R1	R2	R3	R4	R5	R6	R7	R8	R9	R10	R11	R12	R13	R14	R15	
95.7	96.3	99.4	96.7	95.6	94.2	95.2	95.9	94.3	94.6	98.3	77.7	95.4	98.8	94.6	
Q1	Q2	Q3	Q4	Q5	Q6	Q7	Q8	Q9	Q10	Q11	Q12	Q13	Q14	Q15	
89.4	95.5	94.0	91.5	91.6	93.1	99.1	98.6	98.6	98.7	99.1	98.7	99.0	95.9	93.4	
C1	C2	C3	C4	C5	C6	C7	C8	C9	C10	C11	C12	C13	C14	C15	C16
93.3	95.5	95.2	90.1	89.1	94.8	88.0	93.7	87.8	85.5	89.1	91.1	93.4	92.6	90.1	90.1

TM30			
Hue Bin	R _f	Chroma	Hue
1	93	0%	2%
2	96	1%	-1%
3	95	0%	-2%
4	90	-4%	-4%
5	89	-9%	-2%
6	95	-3%	1%
7	88	-5%	6%
8	94	-1%	4%
9	88	1%	9%
10	86	3%	10%
11	89	5%	5%
12	91	6%	-2%
13	93	0%	-5%
14	93	2%	-4%
15	90	-1%	-1%
16	90	1%	-3%

3500K ENC/TL

3562 K

CRI: 96.7
 CRI R9: 96.9
 TM30 Rf: 90.7
 TM30 Rg: 98.3
 CQS: 94.5
 X: 0.401
 Y: 0.385
 U: 0.235
 V: 0.339
 Δuv: -0.0016



R1	R2	R3	R4	R5	R6	R7	R8	R9	R10	R11	R12	R13	R14	R15	
97.2	97.7	99.0	96.4	96.3	95.7	95.4	96.0	96.9	97.6	99.1	74.9	97.1	98.5	95.3	
Q1	Q2	Q3	Q4	Q5	Q6	Q7	Q8	Q9	Q10	Q11	Q12	Q13	Q14	Q15	
89.8	96.4	92.6	89.8	90.9	93.1	99.3	98.7	98.9	99.8	99.3	99.9	99.8	97.0	94.4	
C1	C2	C3	C4	C5	C6	C7	C8	C9	C10	C11	C12	C13	C14	C15	C16
93.1	95.7	95.9	90.8	88.7	94.9	88.7	91.4	87.5	84.0	87.4	92.2	94.0	92.1	89.6	89.4

TM30			
Hue Bin	R _f	Chroma	Hue
1	93	0%	2%
2	96	0%	-1%
3	96	0%	-1%
4	91	-4%	-4%
5	89	-9%	-2%
6	95	-3%	1%
7	89	-6%	6%
8	91	-2%	5%
9	87	0%	9%
10	84	3%	11%
11	87	6%	7%
12	92	4%	0%
13	94	0%	-4%
14	92	3%	-4%
15	90	0%	-2%
16	89	1%	-3%

NOTES:

- CRI R values, only R1-R8 are used to calculate RA CRI values
- TM30 C values, 16 binned values out of total of 99 C values
- CQS Q values
- Data subject to change, all data has +/- 5% tolerance

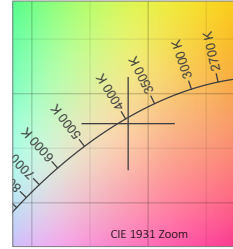
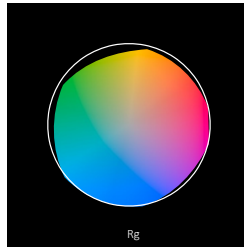
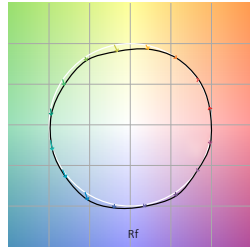
BOXA-RGBW-HE Q-CAP Flexible Fixtures



4000K ENC/CL

3907 K

CRI: 96.1
 CRI R9: 93.8
 TM30 Rf: 90.2
 TM30 Rg: 98.6
 CQS: 94.0
 X: 0.383
 Y: 0.373
 U: 0.228
 V: 0.333
 Δuv: -0.0027



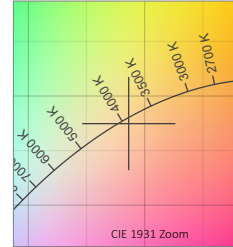
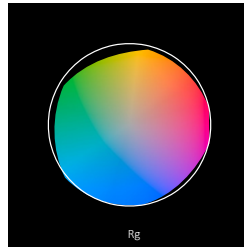
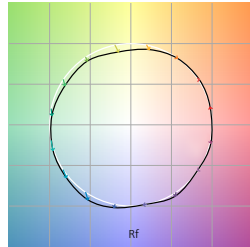
R1	R2	R3	R4	R5	R6	R7	R8	R9	R10	R11	R12	R13	R14	R15	
96.4	97.0	98.9	95.9	95.6	95.0	95.0	95.4	93.8	96.5	98.7	72.5	96.3	98.6	93.9	
Q1	Q2	Q3	Q4	Q5	Q6	Q7	Q8	Q9	Q10	Q11	Q12	Q13	Q14	Q15	
89.6	96.6	91.3	88.2	89.9	92.6	99.0	98.5	98.7	99.5	98.7	99.5	99.5	96.7	94.1	
C1	C2	C3	C4	C5	C6	C7	C8	C9	C10	C11	C12	C13	C14	C15	C16
92.6	95.3	95.5	90.4	88.4	93.8	90.0	88.4	85.0	84.7	86.3	91.8	92.3	94.9	89.4	88.8

TM30			
Hue Bin	R _f	Chroma	Hue
1	93	0%	2%
2	95	1%	0%
3	96	0%	-2%
4	90	-4%	-4%
5	88	-8%	-2%
6	94	-4%	1%
7	90	-5%	4%
8	88	-2%	7%
9	85	0%	11%
10	85	2%	10%
11	86	6%	8%
12	92	4%	0%
13	92	2%	-4%
14	95	4%	-2%
15	89	0%	-2%
16	89	1%	-4%

4000K ENC/TL

3831 K

CRI: 95.7
 CRI R9: 91.9
 TM30 Rf: 89.7
 TM30 Rg: 98.0
 CQS: 93.8
 X: 0.386
 Y: 0.375
 U: 0.230
 V: 0.334
 Δuv: -0.0026



R1	R2	R3	R4	R5	R6	R7	R8	R9	R10	R11	R12	R13	R14	R15	
96.0	96.4	99.2	95.3	95.2	94.6	94.3	94.8	91.9	95.3	98.4	72.6	95.8	98.9	93.4	
Q1	Q2	Q3	Q4	Q5	Q6	Q7	Q8	Q9	Q10	Q11	Q12	Q13	Q14	Q15	
88.7	95.7	92.2	88.6	89.4	91.6	99.2	98.6	98.8	99.6	99.2	99.7	99.6	96.6	93.4	
C1	C2	C3	C4	C5	C6	C7	C8	C9	C10	C11	C12	C13	C14	C15	C16
92.1	94.9	95.0	89.5	87.4	92.8	88.9	87.4	84.0	84.2	86.5	92.1	93.8	91.9	89.2	88.7

TM30			
Hue Bin	R _f	Chroma	Hue
1	92	0%	2%
2	95	1%	-1%
3	95	0%	-2%
4	90	-5%	-4%
5	87	-9%	-3%
6	93	-5%	1%
7	89	-6%	5%
8	87	-2%	8%
9	84	0%	12%
10	84	2%	10%
11	87	6%	7%
12	92	4%	-1%
13	94	0%	-4%
14	92	3%	-4%
15	89	-1%	-1%
16	89	1%	-3%

NOTES:

- CRI R values, only R1-R8 are used to calculate RA CRI values
- TM30 C values, 16 binned values out of total of 99 C values
- CQS Q values
- Data subject to change, all data has +/- 5% tolerance

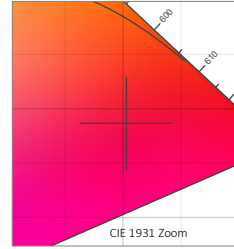

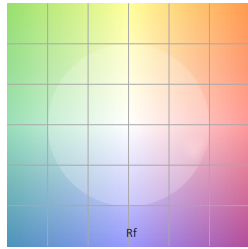
BOXA-RGBW-HE Q-CAP Flexible Fixtures



RED ENC/CL



CRI: 0.0
CRI R9: 0.0
TM30 Rf: 0.0
TM30 Rg: 0.0
CQS: 0.0
X: 0.603
Y: 0.287
U: 0.461
V: 0.329
Δuv: n/a



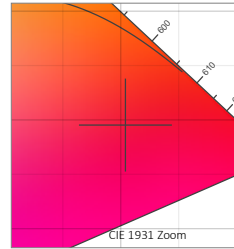

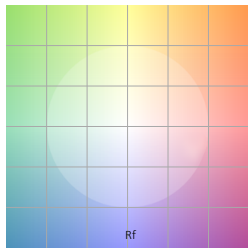
R1	R2	R3	R4	R5	R6	R7	R8	R9	R10	R11	R12	R13	R14	R15
0.0	0.0	0.0	0.0	0.0	0.0	0.0	0.0	0.0	0.0	0.0	0.0	0.0	0.0	0.0
Q1	Q2	Q3	Q4	Q5	Q6	Q7	Q8	Q9	Q10	Q11	Q12	Q13	Q14	Q15
0.0	0.0	0.0	0.0	0.0	0.0	0.0	0.0	0.0	0.0	0.0	0.0	0.0	0.0	0.0
C1	C2	C3	C4	C5	C6	C7	C8	C9	C10	C11	C12	C13	C14	C16
0.0	0.0	0.0	0.0	0.0	0.0	0.0	0.0	0.0	0.0	0.0	0.0	0.0	0.0	0.0

TM30			
Hue Bin	R _f	Chroma	Hue
1	0	0%	0%
2	0	0%	0%
3	0	0%	0%
4	0	0%	0%
5	0	0%	0%
6	0	0%	0%
7	0	0%	0%
8	0	0%	0%
9	0	0%	0%
10	0	0%	0%
11	0	0%	0%
12	0	0%	0%
13	0	0%	0%
14	0	0%	0%
15	0	0%	0%
16	0	0%	0%

RED ENC/TL




CRI: 0.0
CRI R9: 0.0
TM30 Rf: 0.0
TM30 Rg: 0.0
CQS: 0.0
X: 0.604
Y: 0.295
U: 0.453
V: 0.332
Δuv: n/a



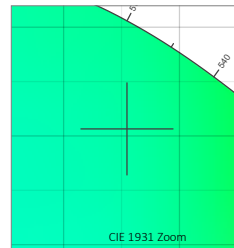

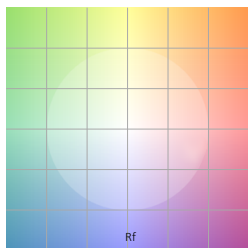
R1	R2	R3	R4	R5	R6	R7	R8	R9	R10	R11	R12	R13	R14	R15
0.0	0.0	0.0	0.0	0.0	0.0	0.0	0.0	0.0	0.0	0.0	0.0	0.0	0.0	0.0
Q1	Q2	Q3	Q4	Q5	Q6	Q7	Q8	Q9	Q10	Q11	Q12	Q13	Q14	Q15
0.0	0.0	0.0	0.0	0.0	0.0	0.0	0.0	0.0	0.0	0.0	0.0	0.0	0.0	0.0
C1	C2	C3	C4	C5	C6	C7	C8	C9	C10	C11	C12	C13	C14	C16
0.0	0.0	0.0	0.0	0.0	0.0	0.0	0.0	0.0	0.0	0.0	0.0	0.0	0.0	0.0

TM30			
Hue Bin	R _f	Chroma	Hue
1	0	0%	0%
2	0	0%	0%
3	0	0%	0%
4	0	0%	0%
5	0	0%	0%
6	0	0%	0%
7	0	0%	0%
8	0	0%	0%
9	0	0%	0%
10	0	0%	0%
11	0	0%	0%
12	0	0%	0%
13	0	0%	0%
14	0	0%	0%
15	0	0%	0%
16	0	0%	0%

GREEN ENC/CL



CRI: 0.0
CRI R9: 0.0
TM30 Rf: 0.0
TM30 Rg: 0.0
CQS: 0.0
X: 0.155
Y: 0.706
U: 0.055
V: 0.380
Δuv: n/a



R1	R2	R3	R4	R5	R6	R7	R8	R9	R10	R11	R12	R13	R14	R15
0.0	0.0	0.0	0.0	0.0	0.0	0.0	0.0	0.0	0.0	0.0	0.0	0.0	0.0	0.0
Q1	Q2	Q3	Q4	Q5	Q6	Q7	Q8	Q9	Q10	Q11	Q12	Q13	Q14	Q15
0.0	0.0	0.0	0.0	0.0	0.0	0.0	0.0	0.0	0.0	0.0	0.0	0.0	0.0	0.0
C1	C2	C3	C4	C5	C6	C7	C8	C9	C10	C11	C12	C13	C14	C16
0.0	0.0	0.0	0.0	0.0	0.0	0.0	0.0	0.0	0.0	0.0	0.0	0.0	0.0	0.0

TM30			
Hue Bin	R _f	Chroma	Hue
1	0	0%	0%
2	0	0%	0%
3	0	0%	0%
4	0	0%	0%
5	0	0%	0%
6	0	0%	0%
7	0	0%	0%
8	0	0%	0%
9	0	0%	0%
10	0	0%	0%
11	0	0%	0%
12	0	0%	0%
13	0	0%	0%
14	0	0%	0%
15	0	0%	0%
16	0	0%	0%

- NOTES:**
- CRI R values, only R1-R8 are used to calculate RA CRI values
 - TM30 C values, 16 binned values out of total of 99 C values
 - CQS Q values
 - Data subject to change, all data has +/- 5% tolerance

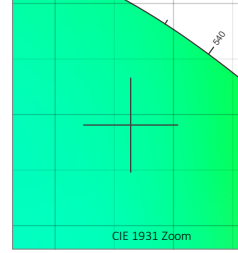

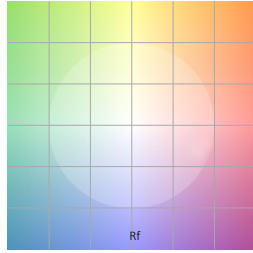
BOXA-RGBW-HE Q-CAP Flexible Fixtures



GREEN ENC/TL



CRI: 0.0
CRI R9: 0.0
TM30 Rf: 0.0
TM30 Rg: 0.0
CQS: 0.0
X: 0.164
Y: 0.691
U: 0.060
V: 0.378
Δuv: n/a



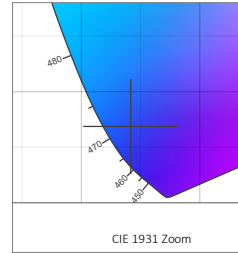

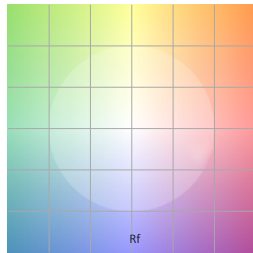
R1	R2	R3	R4	R5	R6	R7	R8	R9	R10	R11	R12	R13	R14	R15	
0.0	0.0	0.0	0.0	0.0	0.0	0.0	0.0	0.0	0.0	0.0	0.0	0.0	0.0	0.0	
Q1	Q2	Q3	Q4	Q5	Q6	Q7	Q8	Q9	Q10	Q11	Q12	Q13	Q14	Q15	
0.0	0.0	0.0	0.0	0.0	0.0	0.0	0.0	0.0	0.0	0.0	0.0	0.0	0.0	0.0	
C1	C2	C3	C4	C5	C6	C7	C8	C9	C10	C11	C12	C13	C14	C15	C16
0.0	0.0	0.0	0.0	0.0	0.0	0.0	0.0	0.0	0.0	0.0	0.0	0.0	0.0	0.0	0.0

TM30			
Hue Bin	R _f	Chroma	Hue
1	0	0%	0%
2	0	0%	0%
3	0	0%	0%
4	0	0%	0%
5	0	0%	0%
6	0	0%	0%
7	0	0%	0%
8	0	0%	0%
9	0	0%	0%
10	0	0%	0%
11	0	0%	0%
12	0	0%	0%
13	0	0%	0%
14	0	0%	0%
15	0	0%	0%
16	0	0%	0%

BLUE ENC/CL



CRI: 0.0
CRI R9: 0.0
TM30 Rf: 0.0
TM30 Rg: 0.0
CQS: 0.0
X: 0.142
Y: 0.069
U: 0.160
V: 0.116
Δuv: n/a



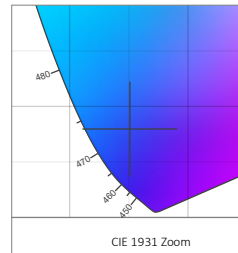

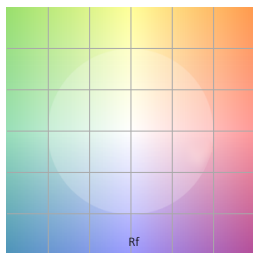
R1	R2	R3	R4	R5	R6	R7	R8	R9	R10	R11	R12	R13	R14	R15	
0.0	0.0	0.0	0.0	0.0	0.0	0.0	0.0	0.0	0.0	0.0	0.0	0.0	0.0	0.0	
Q1	Q2	Q3	Q4	Q5	Q6	Q7	Q8	Q9	Q10	Q11	Q12	Q13	Q14	Q15	
0.0	0.0	0.0	0.0	0.0	0.0	0.0	0.0	0.0	0.0	0.0	0.0	0.0	0.0	0.0	
C1	C2	C3	C4	C5	C6	C7	C8	C9	C10	C11	C12	C13	C14	C15	C16
0.0	0.0	0.0	0.0	0.0	0.0	0.0	0.0	0.0	0.0	0.0	0.0	0.0	0.0	0.0	0.0

TM30			
Hue Bin	R _f	Chroma	Hue
1	0	0%	0%
2	0	0%	0%
3	0	0%	0%
4	0	0%	0%
5	0	0%	0%
6	0	0%	0%
7	0	0%	0%
8	0	0%	0%
9	0	0%	0%
10	0	0%	0%
11	0	0%	0%
12	0	0%	0%
13	0	0%	0%
14	0	0%	0%
15	0	0%	0%
16	0	0%	0%

BLUE ENC/TL



CRI: 0.0
CRI R9: 0.0
TM30 Rf: 0.0
TM30 Rg: 0.0
CQS: 0.0
X: 0.151
Y: 0.080
U: 0.165
V: 0.131
Δuv: n/a



R1	R2	R3	R4	R5	R6	R7	R8	R9	R10	R11	R12	R13	R14	R15	
0.0	0.0	0.0	0.0	0.0	0.0	0.0	0.0	0.0	0.0	0.0	0.0	0.0	0.0	0.0	
Q1	Q2	Q3	Q4	Q5	Q6	Q7	Q8	Q9	Q10	Q11	Q12	Q13	Q14	Q15	
0.0	0.0	0.0	0.0	0.0	0.0	0.0	0.0	0.0	0.0	0.0	0.0	0.0	0.0	0.0	
C1	C2	C3	C4	C5	C6	C7	C8	C9	C10	C11	C12	C13	C14	C15	C16
0.0	0.0	0.0	0.0	0.0	0.0	0.0	0.0	0.0	0.0	0.0	0.0	0.0	0.0	0.0	0.0

TM30			
Hue Bin	R _f	Chroma	Hue
1	0	0%	0%
2	0	0%	0%
3	0	0%	0%
4	0	0%	0%
5	0	0%	0%
6	0	0%	0%
7	0	0%	0%
8	0	0%	0%
9	0	0%	0%
10	0	0%	0%
11	0	0%	0%
12	0	0%	0%
13	0	0%	0%
14	0	0%	0%
15	0	0%	0%
16	0	0%	0%

- NOTES:**
- CRI R values, only R1-R8 are used to calculate RA CRI values
 - TM30 C values, 16 binned values out of total of 99 C values
 - CQS Q values
 - Data subject to change, all data has +/- 5% tolerance