

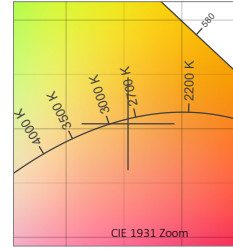
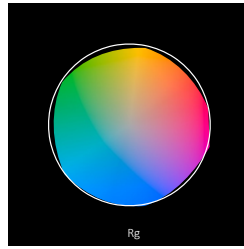
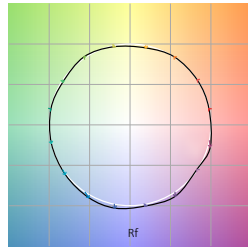
# BOXA-RGBW-HE Q-CAP Flexible Fixtures



## 2700K ENC/CL

2746 K

CRI: 98.4  
 CRI R9: 99.0  
 TM30 Rf: 94.0  
 TM30 Rg: 101.5  
 CQS: 93.7  
 X: 0.454  
 Y: 0.405  
 U: 0.261  
 V: 0.349  
 Δuv: -0.0017



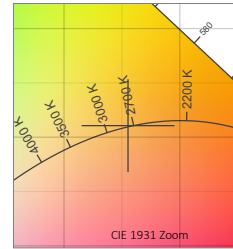
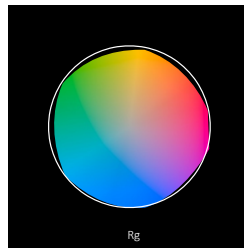
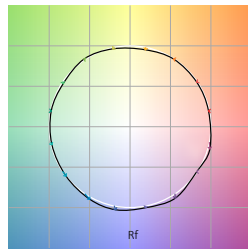
R1	R2	R3	R4	R5	R6	R7	R8	R9	R10	R11	R12	R13	R14	R15	
98.5	99.4	95.3	99.0	98.9	97.5	99.3	99.3	99.0	97.1	97.1	82.6	98.7	96.1	98.3	
Q1	Q2	Q3	Q4	Q5	Q6	Q7	Q8	Q9	Q10	Q11	Q12	Q13	Q14	Q15	
93.9	96.7	89.6	89.7	93.4	96.1	91.5	94.3	96.0	95.0	95.4	96.3	97.1	95.4	95.5	
C1	C2	C3	C4	C5	C6	C7	C8	C9	C10	C11	C12	C13	C14	C15	C16
96.3	97.7	95.7	93.6	94.2	96.3	92.6	98.4	94.4	90.3	89.3	91.9	96.1	93.6	94.6	90.5

TM30			
Hue Bin	R <sub>f</sub>	Chroma	Hue
1	96	0%	1%
2	98	0%	0%
3	96	0%	1%
4	94	-3%	-1%
5	94	-1%	2%
6	96	2%	1%
7	93	-2%	2%
8	98	0%	0%
9	94	0%	3%
10	90	1%	7%
11	89	3%	8%
12	92	5%	2%
13	96	2%	-2%
14	94	4%	-3%
15	95	-1%	0%
16	90	3%	-7%

## 2700K ENC/TL

2769 K

CRI: 97.5  
 CRI R9: 93.5  
 TM30 Rf: 94.0  
 TM30 Rg: 100.6  
 CQS: 93.7  
 X: 0.455  
 Y: 0.411  
 U: 0.260  
 V: 0.351  
 Δuv: 0.0004



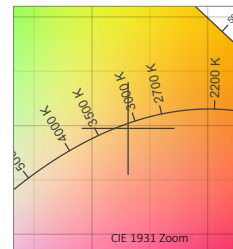
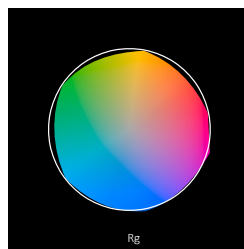
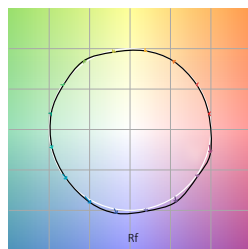
R1	R2	R3	R4	R5	R6	R7	R8	R9	R10	R11	R12	R13	R14	R15	
98.8	97.7	93.9	98.7	97.3	96.1	99.4	98.1	93.5	92.5	97.8	80.3	98.6	95.4	98.1	
Q1	Q2	Q3	Q4	Q5	Q6	Q7	Q8	Q9	Q10	Q11	Q12	Q13	Q14	Q15	
94.3	96.9	89.3	89.5	93.2	94.6	92.4	95.2	95.4	94.9	95.5	96.5	97.2	96.3	95.9	
C1	C2	C3	C4	C5	C6	C7	C8	C9	C10	C11	C12	C13	C14	C15	C16
96.3	97.5	95.2	93.7	94.4	96.8	93.6	98.3	94.7	90.1	88.8	91.7	96.4	93.4	95.0	90.3

TM30			
Hue Bin	R <sub>f</sub>	Chroma	Hue
1	96	-1%	0%
2	97	-1%	0%
3	95	0%	2%
4	94	-3%	0%
5	94	-1%	2%
6	97	1%	1%
7	94	-2%	2%
8	98	-1%	0%
9	95	-1%	3%
10	90	0%	7%
11	89	2%	8%
12	92	4%	3%
13	96	2%	-1%
14	93	5%	-3%
15	95	-1%	0%
16	90	2%	-8%

## 3000K ENC/CL

3047 K

CRI: 97.4  
 CRI R9: 95.3  
 TM30 Rf: 93.2  
 TM30 Rg: 101.8  
 CQS: 92.9  
 X: 0.431  
 Y: 0.397  
 U: 0.250  
 V: 0.345  
 Δuv: -0.0019



R1	R2	R3	R4	R5	R6	R7	R8	R9	R10	R11	R12	R13	R14	R15	
99.0	98.1	94.4	97.7	97.6	95.7	98.6	98.5	95.3	93.4	96.5	78.2	99.0	95.9	98.8	
Q1	Q2	Q3	Q4	Q5	Q6	Q7	Q8	Q9	Q10	Q11	Q12	Q13	Q14	Q15	
95.8	97.8	86.9	87.6	92.7	94.2	90.7	94.2	95.8	93.9	94.1	95.2	96.4	96.5	96.7	
C1	C2	C3	C4	C5	C6	C7	C8	C9	C10	C11	C12	C13	C14	C15	C16
96.3	96.9	93.5	94.5	92.3	95.6	93.1	97.9	94.3	88.0	86.8	89.8	95.8	92.3	93.0	89.1

TM30			
Hue Bin	R <sub>f</sub>	Chroma	Hue
1	96	-1%	0%
2	97	-1%	1%
3	93	0%	3%
4	95	-1%	1%
5	92	-2%	2%
6	96	2%	0%
7	93	-1%	1%
8	98	-1%	-1%
9	94	-1%	4%
10	88	-1%	7%
11	87	3%	10%
12	90	5%	4%
13	96	3%	0%
14	92	6%	-2%
15	93	2%	-2%
16	89	3%	-9%

**NOTES:**

- CRI R values, only R1-R8 are used to calculate RA CRI values
- TM30 C values, 16 binned values out of total of 99 C values
- CQS Q values
- Data subject to change, all data has +/- 5% tolerance

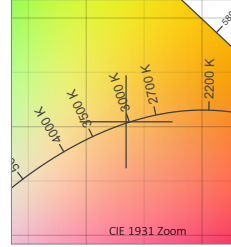
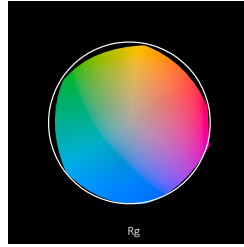
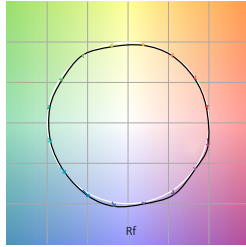
# BOXA-RGBW-HE Q-CAP Flexible Fixtures



## 3000K ENC/TL

3050 K

CRI: 96.4  
 CRI R9: 91.5  
 TM30 Rf: 92.8  
 TM30 Rg: 100.2  
 CQS: 93.1  
 X: 0.434  
 Y: 0.404  
 U: 0.249  
 V: 0.347  
 Δuv: 0.0005



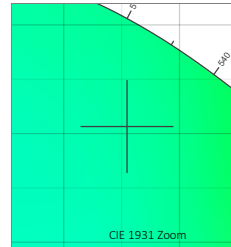

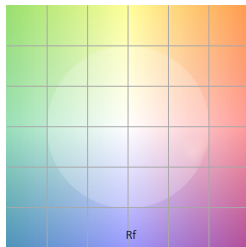
R1	R2	R3	R4	R5	R6	R7	R8	R9	R10	R11	R12	R13	R14	R15	
97.5	96.9	93.7	97.1	95.6	94.4	99.2	97.2	91.5	90.5	96.2	75.5	97.3	95.5	97.0	
Q1	Q2	Q3	Q4	Q5	Q6	Q7	Q8	Q9	Q10	Q11	Q12	Q13	Q14	Q15	
94.1	97.6	87.7	87.3	91.3	93.5	92.6	95.2	95.6	94.5	94.9	96.1	97.0	96.3	96.0	
C1	C2	C3	C4	C5	C6	C7	C8	C9	C10	C11	C12	C13	C14	C15	C16
95.4	96.6	94.2	93.6	92.1	96.6	92.7	97.3	92.6	86.1	86.2	90.4	96.4	92.8	92.7	89.6

TM30			
Hue Bin	R <sub>f</sub>	Chroma	Hue
1	95	-1%	0%
2	97	-1%	0%
3	94	-1%	2%
4	94	-2%	1%
5	92	-4%	2%
6	97	1%	1%
7	93	-3%	2%
8	97	-2%	0%
9	93	-2%	5%
10	86	-1%	8%
11	86	3%	10%
12	90	5%	4%
13	96	2%	0%
14	93	5%	-3%
15	93	1%	-2%
16	90	3%	-8%

## GREEN ENC/CL

0 K

CRI: 0.0  
 CRI R9: 0.0  
 TM30 Rf: 0.0  
 TM30 Rg: 0.0  
 CQS: 0.0  
 X: 0.155  
 Y: 0.706  
 U: 0.055  
 V: 0.380  
 Δuv: n/a



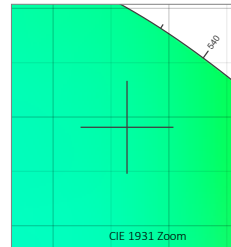

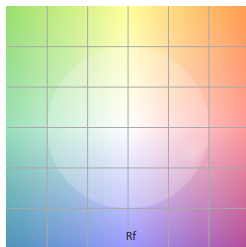
R1	R2	R3	R4	R5	R6	R7	R8	R9	R10	R11	R12	R13	R14	R15	
0.0	0.0	0.0	0.0	0.0	0.0	0.0	0.0	0.0	0.0	0.0	0.0	0.0	0.0	0.0	
Q1	Q2	Q3	Q4	Q5	Q6	Q7	Q8	Q9	Q10	Q11	Q12	Q13	Q14	Q15	
0.0	0.0	0.0	0.0	0.0	0.0	0.0	0.0	0.0	0.0	0.0	0.0	0.0	0.0	0.0	
C1	C2	C3	C4	C5	C6	C7	C8	C9	C10	C11	C12	C13	C14	C15	C16
0.0	0.0	0.0	0.0	0.0	0.0	0.0	0.0	0.0	0.0	0.0	0.0	0.0	0.0	0.0	0.0

TM30			
Hue Bin	R <sub>f</sub>	Chroma	Hue
1	0	0%	0%
2	0	0%	0%
3	0	0%	0%
4	0	0%	0%
5	0	0%	0%
6	0	0%	0%
7	0	0%	0%
8	0	0%	0%
9	0	0%	0%
10	0	0%	0%
11	0	0%	0%
12	0	0%	0%
13	0	0%	0%
14	0	0%	0%
15	0	0%	0%
16	0	0%	0%

## GREEN ENC/TL

0 K

CRI: 0.0  
 CRI R9: 0.0  
 TM30 Rf: 0.0  
 TM30 Rg: 0.0  
 CQS: 0.0  
 X: 0.164  
 Y: 0.691  
 U: 0.060  
 V: 0.378  
 Δuv: n/a



R1	R2	R3	R4	R5	R6	R7	R8	R9	R10	R11	R12	R13	R14	R15	
0.0	0.0	0.0	0.0	0.0	0.0	0.0	0.0	0.0	0.0	0.0	0.0	0.0	0.0	0.0	
Q1	Q2	Q3	Q4	Q5	Q6	Q7	Q8	Q9	Q10	Q11	Q12	Q13	Q14	Q15	
0.0	0.0	0.0	0.0	0.0	0.0	0.0	0.0	0.0	0.0	0.0	0.0	0.0	0.0	0.0	
C1	C2	C3	C4	C5	C6	C7	C8	C9	C10	C11	C12	C13	C14	C15	C16
0.0	0.0	0.0	0.0	0.0	0.0	0.0	0.0	0.0	0.0	0.0	0.0	0.0	0.0	0.0	0.0

TM30			
Hue Bin	R <sub>f</sub>	Chroma	Hue
1	0	0%	0%
2	0	0%	0%
3	0	0%	0%
4	0	0%	0%
5	0	0%	0%
6	0	0%	0%
7	0	0%	0%
8	0	0%	0%
9	0	0%	0%
10	0	0%	0%
11	0	0%	0%
12	0	0%	0%
13	0	0%	0%
14	0	0%	0%
15	0	0%	0%
16	0	0%	0%

**NOTES:**

- CRI R values, only R1-R8 are used to calculate RA CRI values
- TM30 C values, 16 binned values out of total of 99 C values
- CQS Q values
- Data subject to change, all data has +/- 5% tolerance

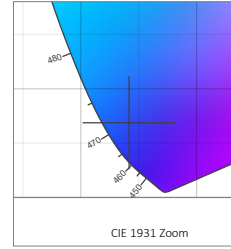

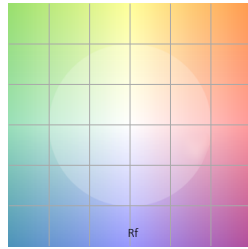
# BOXA-RGBW-HE Q-CAP Flexible Fixtures



## BLUE ENC/CL



**CRI: 0.0**  
**CRI R9: 0.0**  
**TM30 Rf: 0.0**  
**TM30 Rg: 0.0**  
**CQS: 0.0**  
**X: 0.142**  
**Y: 0.069**  
**U: 0.160**  
**V: 0.116**  
**Δuv: n/a**



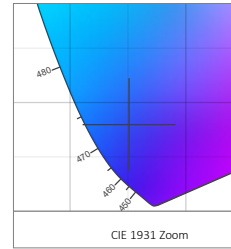

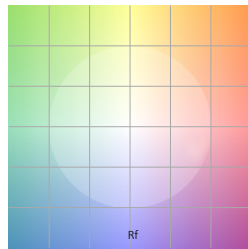
R1	R2	R3	R4	R5	R6	R7	R8	R9	R10	R11	R12	R13	R14	R15	
0.0	0.0	0.0	0.0	0.0	0.0	0.0	0.0	0.0	0.0	0.0	0.0	0.0	0.0	0.0	
Q1	Q2	Q3	Q4	Q5	Q6	Q7	Q8	Q9	Q10	Q11	Q12	Q13	Q14	Q15	
0.0	0.0	0.0	0.0	0.0	0.0	0.0	0.0	0.0	0.0	0.0	0.0	0.0	0.0	0.0	
C1	C2	C3	C4	C5	C6	C7	C8	C9	C10	C11	C12	C13	C14	C15	C16
0.0	0.0	0.0	0.0	0.0	0.0	0.0	0.0	0.0	0.0	0.0	0.0	0.0	0.0	0.0	0.0

TM30			
Hue Bin	R <sub>f</sub>	Chroma	Hue
1	0	0%	0%
2	0	0%	0%
3	0	0%	0%
4	0	0%	0%
5	0	0%	0%
6	0	0%	0%
7	0	0%	0%
8	0	0%	0%
9	0	0%	0%
10	0	0%	0%
11	0	0%	0%
12	0	0%	0%
13	0	0%	0%
14	0	0%	0%
15	0	0%	0%
16	0	0%	0%

## BLUE ENC/TL



**CRI: 0.0**  
**CRI R9: 0.0**  
**TM30 Rf: 0.0**  
**TM30 Rg: 0.0**  
**CQS: 0.0**  
**X: 0.151**  
**Y: 0.080**  
**U: 0.165**  
**V: 0.131**  
**Δuv: n/a**



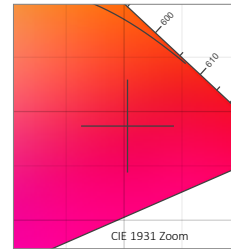

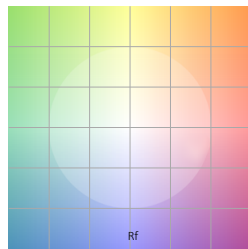
R1	R2	R3	R4	R5	R6	R7	R8	R9	R10	R11	R12	R13	R14	R15	
0.0	0.0	0.0	0.0	0.0	0.0	0.0	0.0	0.0	0.0	0.0	0.0	0.0	0.0	0.0	
Q1	Q2	Q3	Q4	Q5	Q6	Q7	Q8	Q9	Q10	Q11	Q12	Q13	Q14	Q15	
0.0	0.0	0.0	0.0	0.0	0.0	0.0	0.0	0.0	0.0	0.0	0.0	0.0	0.0	0.0	
C1	C2	C3	C4	C5	C6	C7	C8	C9	C10	C11	C12	C13	C14	C15	C16
0.0	0.0	0.0	0.0	0.0	0.0	0.0	0.0	0.0	0.0	0.0	0.0	0.0	0.0	0.0	0.0

TM30			
Hue Bin	R <sub>f</sub>	Chroma	Hue
1	0	0%	0%
2	0	0%	0%
3	0	0%	0%
4	0	0%	0%
5	0	0%	0%
6	0	0%	0%
7	0	0%	0%
8	0	0%	0%
9	0	0%	0%
10	0	0%	0%
11	0	0%	0%
12	0	0%	0%
13	0	0%	0%
14	0	0%	0%
15	0	0%	0%
16	0	0%	0%

## RED ENC/CL



**CRI: 0.0**  
**CRI R9: 0.0**  
**TM30 Rf: 0.0**  
**TM30 Rg: 0.0**  
**CQS: 0.0**  
**X: 0.603**  
**Y: 0.287**  
**U: 0.461**  
**V: 0.329**  
**Δuv: n/a**



R1	R2	R3	R4	R5	R6	R7	R8	R9	R10	R11	R12	R13	R14	R15	
0.0	0.0	0.0	0.0	0.0	0.0	0.0	0.0	0.0	0.0	0.0	0.0	0.0	0.0	0.0	
Q1	Q2	Q3	Q4	Q5	Q6	Q7	Q8	Q9	Q10	Q11	Q12	Q13	Q14	Q15	
0.0	0.0	0.0	0.0	0.0	0.0	0.0	0.0	0.0	0.0	0.0	0.0	0.0	0.0	0.0	
C1	C2	C3	C4	C5	C6	C7	C8	C9	C10	C11	C12	C13	C14	C15	C16
0.0	0.0	0.0	0.0	0.0	0.0	0.0	0.0	0.0	0.0	0.0	0.0	0.0	0.0	0.0	0.0

TM30			
Hue Bin	R <sub>f</sub>	Chroma	Hue
1	0	0%	0%
2	0	0%	0%
3	0	0%	0%
4	0	0%	0%
5	0	0%	0%
6	0	0%	0%
7	0	0%	0%
8	0	0%	0%
9	0	0%	0%
10	0	0%	0%
11	0	0%	0%
12	0	0%	0%
13	0	0%	0%
14	0	0%	0%
15	0	0%	0%
16	0	0%	0%

**NOTES:**

- CRI R values, only R1-R8 are used to calculate RA CRI values
- TM30 C values, 16 binned values out of total of 99 C values
- CQS Q values
- Data subject to change, all data has +/- 5% tolerance

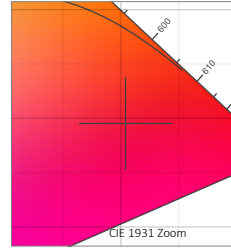

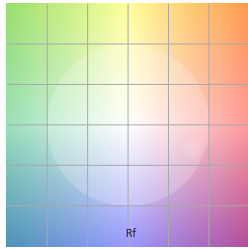
# BOXA-RGBW-HE Q-CAP Flexible Fixtures



## RED ENC/TL

0 K

**CRI:** 0.0  
**CRI R9:** 0.0  
**TM30 Rf:** 0.0  
**TM30 Rg:** 0.0  
**CQS:** 0.0  
**X:** 0.604  
**Y:** 0.295  
**U:** 0.453  
**V:** 0.332  
 **$\Delta uv$ :** n/a



R1	R2	R3	R4	R5	R6	R7	R8	R9	R10	R11	R12	R13	R14	R15	
0.0	0.0	0.0	0.0	0.0	0.0	0.0	0.0	0.0	0.0	0.0	0.0	0.0	0.0	0.0	
Q1	Q2	Q3	Q4	Q5	Q6	Q7	Q8	Q9	Q10	Q11	Q12	Q13	Q14	Q15	
0.0	0.0	0.0	0.0	0.0	0.0	0.0	0.0	0.0	0.0	0.0	0.0	0.0	0.0	0.0	
C1	C2	C3	C4	C5	C6	C7	C8	C9	C10	C11	C12	C13	C14	C15	C16
0.0	0.0	0.0	0.0	0.0	0.0	0.0	0.0	0.0	0.0	0.0	0.0	0.0	0.0	0.0	0.0

TM30			
Hue Bin	R <sub>f</sub>	Chroma	Hue
1	0	0%	0%
2	0	0%	0%
3	0	0%	0%
4	0	0%	0%
5	0	0%	0%
6	0	0%	0%
7	0	0%	0%
8	0	0%	0%
9	0	0%	0%
10	0	0%	0%
11	0	0%	0%
12	0	0%	0%
13	0	0%	0%
14	0	0%	0%
15	0	0%	0%
16	0	0%	0%

**NOTES:**

- CRI R values, only R1-R8 are used to calculate RA CRI values
- TM30 C values, 16 binned values out of total of 99 C values
- CQS Q values
- Data subject to change, all data has +/- 5% tolerance