

BOXA-SW-HE

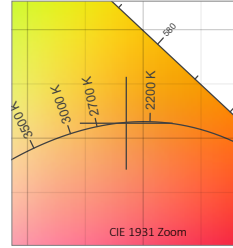
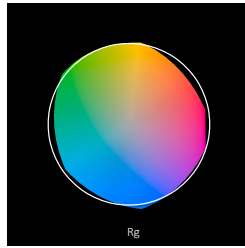
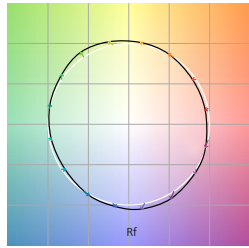
Q-CAP Flexible Fixtures - COLOR DATA



2400K ENC/CL

2405 K

CRI: 92.8
 CRI R9: 66.1
 TM30 Rf: 90.6
 TM30 Rg: 102.6
 CQS: 87.2
 X: 0.485
 Y: 0.414
 U: 0.278
 V: 0.355
 Δuv: -0.0003



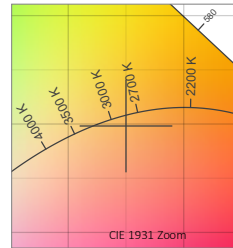
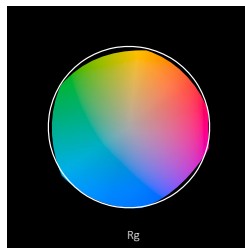
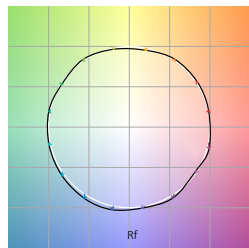
R1	R2	R3	R4	R5	R6	R7	R8	R9	R10	R11	R12	R13	R14	R15
93.8	95.3	93.9	93.9	92.6	94.3	93.5	84.9	66.1	86.9	94.4	80.9	94.2	95.1	90.2
Q1	Q2	Q3	Q4	Q5	Q6	Q7	Q8	Q9	Q10	Q11	Q12	Q13	Q14	Q15
85.4	93.1	84.7	86.1	87.8	84.5	82.3	87.0	94.1	89.4	89.9	90.3	90.8	86.4	85.6
C1	C2	C3	C4	C5	C6	C7	C8	C9	C10	C11	C12	C13	C14	C16
91.9	92.2	85.5	90.5	92.3	90.4	89.8	92.5	94.4	91.8	89.0	88.2	91.0	86.2	87.4

TM30			
Hue Bin	R _f	Chroma	Hue
1	92	-4%	-1%
2	92	-4%	3%
3	86	0%	7%
4	90	2%	5%
5	92	5%	5%
6	90	7%	0%
7	90	3%	-5%
8	93	0%	-5%
9	94	-2%	-2%
10	92	-4%	3%
11	89	0%	8%
12	88	3%	4%
13	91	6%	-5%
14	86	5%	-8%
15	92	2%	-6%
16	87	-1%	-9%

2700K ENC/CL

2747 K

CRI: 95.8
 CRI R9: 94.5
 TM30 Rf: 94.3
 TM30 Rg: 102.3
 CQS: 95.1
 X: 0.450
 Y: 0.398
 U: 0.262
 V: 0.347
 Δuv: -0.0038



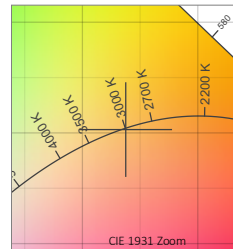
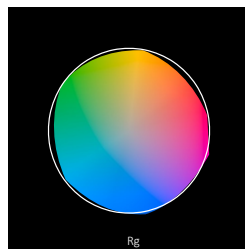
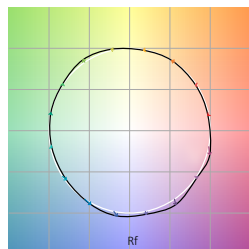
R1	R2	R3	R4	R5	R6	R7	R8	R9	R10	R11	R12	R13	R14	R15
94.2	95.8	98.5	95.4	94.2	92.3	97.8	97.8	94.5	93.2	91.8	84.4	93.9	97.9	95.0
Q1	Q2	Q3	Q4	Q5	Q6	Q7	Q8	Q9	Q10	Q11	Q12	Q13	Q14	Q15
93.5	95.8	93.4	94.4	96.6	96.4	93.6	95.5	97.4	97.2	97.4	97.6	97.5	93.5	94.0
C1	C2	C3	C4	C5	C6	C7	C8	C9	C10	C11	C12	C13	C14	C16
95.9	96.9	95.5	93.7	95.5	96.2	92.3	97.0	94.2	93.2	92.6	91.9	93.9	93.3	90.9

TM30			
Hue Bin	R _f	Chroma	Hue
1	96	0%	1%
2	97	1%	0%
3	95	1%	0%
4	94	-3%	-3%
5	96	-2%	0%
6	96	1%	1%
7	92	-1%	3%
8	97	2%	0%
9	94	2%	3%
10	93	3%	4%
11	93	4%	4%
12	92	5%	-2%
13	94	1%	-4%
14	93	3%	-4%
15	94	-1%	1%
16	91	2%	-7%

3000K ENC/CL

2984 K

CRI: 96.2
 CRI R9: 91.5
 TM30 Rf: 93.2
 TM30 Rg: 102.3
 CQS: 92.8
 X: 0.438
 Y: 0.403
 U: 0.251
 V: 0.347
 Δuv: -0.0005



R1	R2	R3	R4	R5	R6	R7	R8	R9	R10	R11	R12	R13	R14	R15
98.0	96.5	92.6	96.8	96.5	94.2	97.6	97.3	91.5	89.9	95.9	77.9	97.5	94.9	97.7
Q1	Q2	Q3	Q4	Q5	Q6	Q7	Q8	Q9	Q10	Q11	Q12	Q13	Q14	Q15
96.2	97.6	86.6	88.6	93.1	92.0	89.7	94.2	95.4	93.3	94.1	95.6	96.8	96.1	96.0
C1	C2	C3	C4	C5	C6	C7	C8	C9	C10	C11	C12	C13	C14	C16
96.3	96.9	92.6	93.3	93.9	94.2	94.5	96.8	96.1	90.6	87.3	89.2	95.1	91.9	88.6

TM30			
Hue Bin	R _f	Chroma	Hue
1	96	-1%	-1%
2	97	-1%	1%
3	93	0%	4%
4	93	-1%	2%
5	94	1%	3%
6	94	4%	0%
7	95	1%	-1%
8	97	0%	-2%
9	96	-1%	1%
10	91	-2%	6%
11	87	1%	10%
12	89	5%	5%
13	95	3%	1%
14	92	6%	-2%
15	95	1%	-2%
16	89	3%	-9%

NOTES:

- CRI R values, only R1-R8 are used to calculate RA CRI values
- TM30 C values, 16 binned values out of total of 99 C values
- CQS Q values
- Data subject to change, all data has +/- 5% tolerance

BOXA-SW-HE

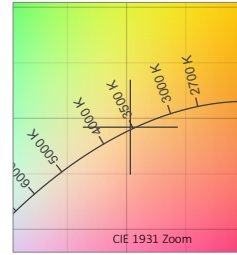
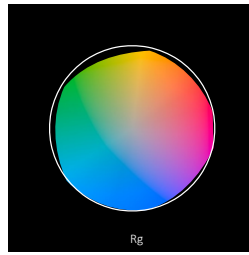
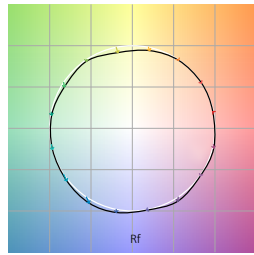
Q-CAP Flexible Fixtures - COLOR DATA



3500K ENC/CL



CRI: 97.9
 CRI R9: 98.1
 TM30 Rf: 92.6
 TM30 Rg: 99.2
 CQS: 95.8
 X: 0.403
 Y: 0.392
 U: 0.234
 V: 0.341
 Δuv: 0.0011



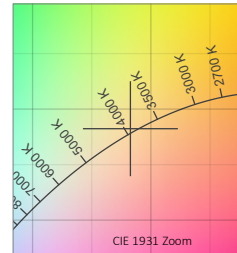
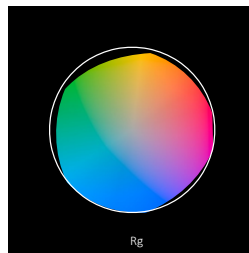
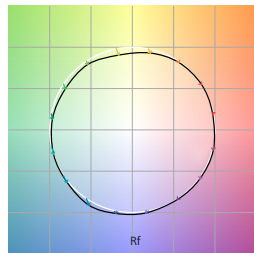
R1	R2	R3	R4	R5	R6	R7	R8	R9	R10	R11	R12	R13	R14	R15	
98.8	99.6	96.5	98.4	97.6	97.2	97.8	97.5	98.1	97.3	98.9	76.4	99.0	97.2	97.0	
Q1	Q2	Q3	Q4	Q5	Q6	Q7	Q8	Q9	Q10	Q11	Q12	Q13	Q14	Q15	
92.3	97.9	92.6	91.8	94.1	96.4	98.8	99.5	98.2	97.9	98.9	98.5	98.6	98.5	96.2	
C1	C2	C3	C4	C5	C6	C7	C8	C9	C10	C11	C12	C13	C14	C15	C16
94.9	97.2	96.5	92.9	91.2	96.5	92.1	94.3	91.0	87.4	88.5	92.7	95.5	92.8	91.1	90.8

TM30			
Hue Bin	R _f	Chroma	Hue
1	95	-1%	1%
2	97	0%	-1%
3	97	0%	-1%
4	93	-4%	-2%
5	91	-7%	-1%
6	97	-2%	1%
7	92	-4%	4%
8	94	-1%	3%
9	91	0%	6%
10	87	1%	9%
11	89	4%	7%
12	93	4%	1%
13	96	0%	-3%
14	93	4%	-3%
15	91	0%	-2%
16	91	1%	-4%

4000K ENC/CL



CRI: 97.0
 CRI R9: 96.2
 TM30 Rf: 90.9
 TM30 Rg: 97.7
 CQS: 94.5
 X: 0.383
 Y: 0.382
 U: 0.224
 V: 0.336
 Δuv: 0.0019



R1	R2	R3	R4	R5	R6	R7	R8	R9	R10	R11	R12	R13	R14	R15	
98.6	99.4	97.7	95.8	96.1	96.7	96.0	95.9	96.2	97.2	98.0	72.0	98.8	98.0	95.6	
Q1	Q2	Q3	Q4	Q5	Q6	Q7	Q8	Q9	Q10	Q11	Q12	Q13	Q14	Q15	
90.0	96.3	92.3	89.8	91.5	93.2	98.2	99.1	97.5	96.6	98.7	98.4	98.7	98.4	95.2	
C1	C2	C3	C4	C5	C6	C7	C8	C9	C10	C11	C12	C13	C14	C15	C16
93.5	96.6	95.9	91.1	89.0	93.8	90.7	89.7	86.5	85.9	87.4	92.9	92.6	94.2	88.9	89.2

TM30			
Hue Bin	R _f	Chroma	Hue
1	93	-1%	1%
2	97	0%	-1%
3	96	-1%	-2%
4	91	-5%	-3%
5	89	-8%	-2%
6	94	-4%	1%
7	91	-5%	4%
8	90	-3%	6%
9	87	-1%	10%
10	86	1%	9%
11	87	5%	7%
12	93	3%	0%
13	93	2%	-4%
14	94	0%	-1%
15	89	1%	-4%
16	89	1%	-5%

NOTES:

- CRI R values, only R1-R8 are used to calculate RA CRI values
- TM30 C values, 16 binned values out of total of 99 C values
- CQS Q values
- Data subject to change, all data has +/- 5% tolerance

BOXA-SW-HE

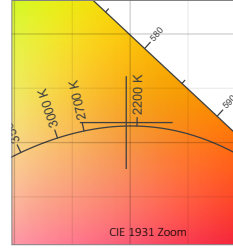
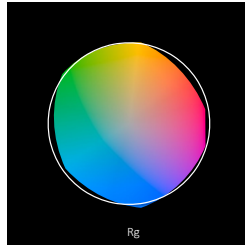
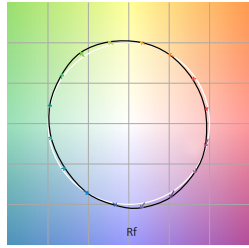
Q-CAP Flexible Fixtures - COLOR DATA



2400K ENC/TL

2315 K

CRI: 92.6
 CRI R9: 65.5
 TM30 Rf: 91.3
 TM30 Rg: 101.7
 CQS: 86.6
 X: 0.497
 Y: 0.418
 U: 0.283
 V: 0.357
 Δuv: 0.0010



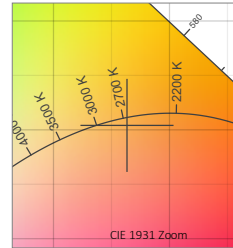
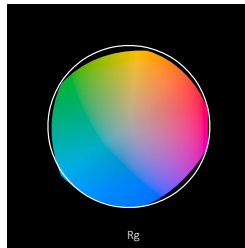
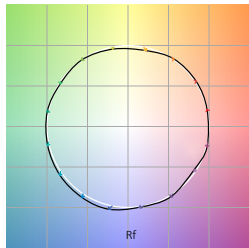
R1	R2	R3	R4	R5	R6	R7	R8	R9	R10	R11	R12	R13	R14	R15	
93.5	94.9	93.4	94.3	92.2	94.0	94.0	84.8	65.5	85.9	95.0	80.6	93.8	94.8	89.6	
Q1	Q2	Q3	Q4	Q5	Q6	Q7	Q8	Q9	Q10	Q11	Q12	Q13	Q14	Q15	
84.4	91.7	85.1	86.1	86.4	83.6	83.5	87.9	92.5	89.3	88.7	89.5	89.8	84.3	84.2	
C1	C2	C3	C4	C5	C6	C7	C8	C9	C10	C11	C12	C13	C14	C15	C16
91.8	92.5	87.4	91.6	93.0	91.6	90.9	93.4	94.2	92.3	90.4	89.2	91.2	87.0	92.2	88.3

TM30			
Hue Bin	R _f	Chroma	Hue
1	92	-4%	-1%
2	92	-4%	2%
3	87	-1%	6%
4	92	1%	5%
5	93	4%	5%
6	92	6%	1%
7	91	3%	-5%
8	93	0%	-5%
9	94	-2%	-2%
10	92	-4%	2%
11	90	0%	6%
12	89	2%	5%
13	91	5%	-6%
14	87	5%	-8%
15	92	1%	-5%
16	88	-2%	-8%

2700K ENC/TL

2604 K

CRI: 95.8
 CRI R9: 98.1
 TM30 Rf: 93.9
 TM30 Rg: 100.9
 CQS: 94.5
 X: 0.463
 Y: 0.404
 U: 0.268
 V: 0.350
 Δuv: -0.0027



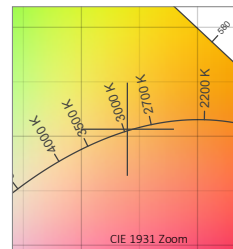
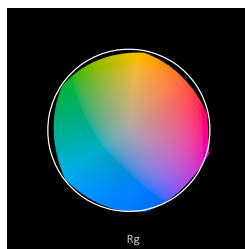
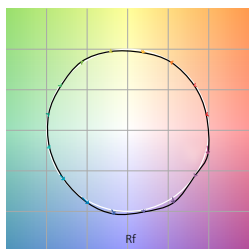
R1	R2	R3	R4	R5	R6	R7	R8	R9	R10	R11	R12	R13	R14	R15	
95.0	95.8	99.1	96.1	94.5	91.6	96.5	98.1	98.1	92.7	92.4	84.1	94.5	98.6	96.8	
Q1	Q2	Q3	Q4	Q5	Q6	Q7	Q8	Q9	Q10	Q11	Q12	Q13	Q14	Q15	
91.1	94.3	95.1	95.0	95.3	96.3	95.3	95.6	96.3	96.5	96.4	96.6	96.8	92.7	92.7	
C1	C2	C3	C4	C5	C6	C7	C8	C9	C10	C11	C12	C13	C14	C15	C16
95.3	96.8	95.5	91.6	95.8	96.2	94.7	96.4	92.8	92.7	92.8	91.6	92.3	93.0	92.9	92.0

TM30			
Hue Bin	R _f	Chroma	Hue
1	95	0%	2%
2	97	1%	0%
3	96	1%	-1%
4	92	-4%	-4%
5	96	-3%	0%
6	96	0%	2%
7	95	-1%	3%
8	96	1%	2%
9	93	2%	4%
10	93	3%	4%
11	93	4%	2%
12	92	5%	-4%
13	92	1%	-6%
14	93	2%	-5%
15	93	-2%	1%
16	92	1%	-6%

3000K ENC/TL

2979 K

CRI: 96.5
 CRI R9: 91.4
 TM30 Rf: 93.4
 TM30 Rg: 101.0
 CQS: 93.4
 X: 0.440
 Y: 0.406
 U: 0.251
 V: 0.348
 Δuv: 0.0006



R1	R2	R3	R4	R5	R6	R7	R8	R9	R10	R11	R12	R13	R14	R15	
97.8	96.7	93.0	97.7	96.2	94.4	98.7	97.4	91.4	90.1	96.8	76.8	97.5	95.1	97.2	
Q1	Q2	Q3	Q4	Q5	Q6	Q7	Q8	Q9	Q10	Q11	Q12	Q13	Q14	Q15	
95.3	97.6	87.8	88.6	92.9	93.7	91.7	95.2	95.4	94.3	95.1	96.3	97.1	96.2	96.1	
C1	C2	C3	C4	C5	C6	C7	C8	C9	C10	C11	C12	C13	C14	C15	C16
96.1	97.0	94.0	93.5	94.1	96.1	93.8	98.1	94.9	89.1	87.2	90.2	96.0	92.6	95.2	89.0

TM30			
Hue Bin	R _f	Chroma	Hue
1	96	-1%	0%
2	97	-1%	0%
3	94	-1%	2%
4	94	-2%	1%
5	94	-1%	3%
6	96	2%	1%
7	94	-1%	1%
8	98	-1%	-1%
9	95	-1%	3%
10	89	-1%	7%
11	87	2%	10%
12	90	4%	4%
13	96	3%	0%
14	93	6%	-3%
15	95	0%	-1%
16	89	3%	-9%

NOTES:

- CRI R values, only R1-R8 are used to calculate RA CRI values
- TM30 C values, 16 binned values out of total of 99 C values
- CQS Q values
- Data subject to change, all data has +/- 5% tolerance

BOXA-SW-HE

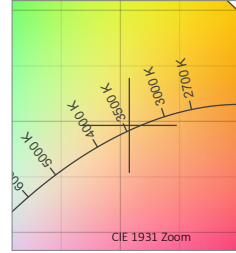
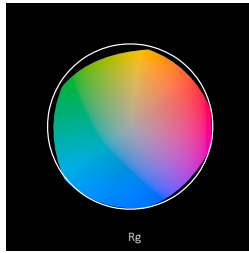
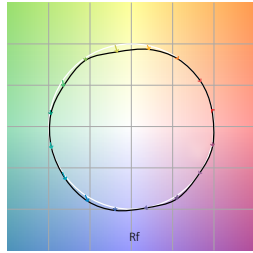
Q-CAP Flexible Fixtures - COLOR DATA



3500K ENC/TL

3501 K

CRI: 97.7
 CRI R9: 98.4
 TM30 Rf: 92.2
 TM30 Rg: 98.4
 CQS: 95.5
 X: 0.408
 Y: 0.396
 U: 0.235
 V: 0.343
 Δuv: 0.0020



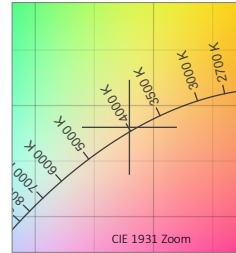
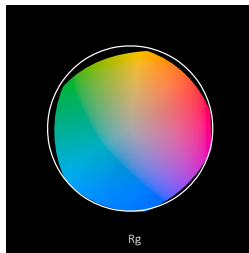
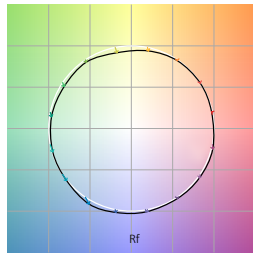
R1	R2	R3	R4	R5	R6	R7	R8	R9	R10	R11	R12	R13	R14	R15	
98.9	99.4	96.7	97.7	97.4	97.6	97.2	97.2	98.4	97.1	99.4	76.4	98.9	97.3	96.8	
Q1	Q2	Q3	Q4	Q5	Q6	Q7	Q8	Q9	Q10	Q11	Q12	Q13	Q14	Q15	
91.4	97.0	93.6	92.3	93.8	95.4	99.6	99.8	96.9	95.9	97.7	97.5	98.0	98.7	95.8	
C1	C2	C3	C4	C5	C6	C7	C8	C9	C10	C11	C12	C13	C14	C15	C16
94.6	96.9	96.1	91.8	90.5	95.5	90.1	93.2	90.2	86.9	88.9	93.0	95.3	92.9	90.9	90.7

TM30			
Hue Bin	R _f	Chroma	Hue
1	95	-1%	1%
2	97	0%	-1%
3	96	-1%	-1%
4	92	-4%	-3%
5	90	-8%	-1%
6	95	-3%	1%
7	90	-5%	5%
8	93	-2%	4%
9	90	0%	7%
10	87	2%	9%
11	89	4%	6%
12	93	3%	0%
13	95	0%	-3%
14	93	3%	-4%
15	91	0%	-2%
16	91	1%	-4%

4000K ENC/TL

4054 K

CRI: 97.0
 CRI R9: 96.9
 TM30 Rf: 91.6
 TM30 Rg: 98.5
 CQS: 94.6
 X: 0.380
 Y: 0.380
 U: 0.223
 V: 0.335
 Δuv: 0.0019



R1	R2	R3	R4	R5	R6	R7	R8	R9	R10	R11	R12	R13	R14	R15	
98.5	98.6	96.0	96.6	96.0	95.6	97.4	97.0	96.9	94.8	97.5	70.8	98.6	97.2	95.9	
Q1	Q2	Q3	Q4	Q5	Q6	Q7	Q8	Q9	Q10	Q11	Q12	Q13	Q14	Q15	
91.5	97.8	90.5	88.8	91.9	94.0	97.9	98.7	98.1	97.6	98.6	98.7	98.8	98.8	96.1	
C1	C2	C3	C4	C5	C6	C7	C8	C9	C10	C11	C12	C13	C14	C15	C16
94.1	96.9	96.1	92.0	90.3	95.2	92.3	91.3	87.9	86.2	86.5	92.9	93.7	94.4	89.3	89.5

TM30			
Hue Bin	R _f	Chroma	Hue
1	94	-1%	1%
2	97	0%	-1%
3	96	-1%	-1%
4	92	-4%	-2%
5	90	-7%	-1%
6	95	-3%	1%
7	92	-4%	3%
8	91	-3%	5%
9	88	-1%	9%
10	86	0%	9%
11	87	4%	8%
12	93	3%	2%
13	94	2%	-2%
14	94	1%	-1%
15	89	2%	-4%
16	90	1%	-5%

NOTES:

- CRI R values, only R1-R8 are used to calculate RA CRI values
- TM30 C values, 16 binned values out of total of 99 C values
- CQS Q values
- Data subject to change, all data has +/- 5% tolerance