

KURV-RGB

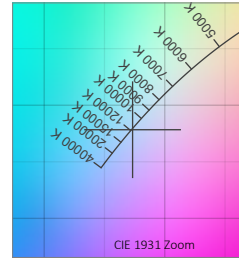
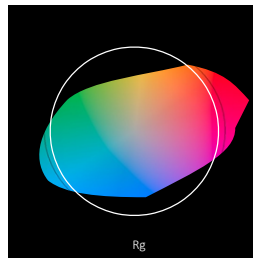
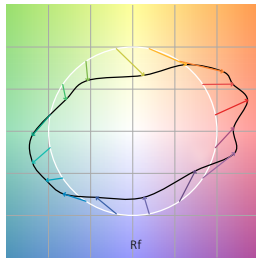
Q-CAP Flexible Fixtures - COLOR DATA



ALL ENC/CL

11689 K

CRI: 28.7
 CRI R9: -257.7
 TM30 Rf: 44.4
 TM30 Rg: 93.3
 CQS: 46.1
 X: 0.273
 Y: 0.278
 U: 0.189
 V: 0.288
 Δuv: -0.0037



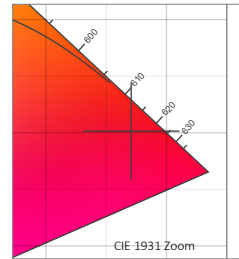


R1	R2	R3	R4	R5	R6	R7	R8	R9	R10	R11	R12	R13	R14	R15	
7.9	38.2	67.0	33.0	31.3	34.6	44.1	-26.4	-257.7	-35.7	33.6	36.0	11.4	78.6	-16.8	
Q1	Q2	Q3	Q4	Q5	Q6	Q7	Q8	Q9	Q10	Q11	Q12	Q13	Q14	Q15	
46.0	49.4	49.4	51.7	85.2	80.6	65.3	63.5	58.3	28.9	15.4	13.7	36.9	67.3	48.2	
C1	C2	C3	C4	C5	C6	C7	C8	C9	C10	C11	C12	C13	C14	C15	C16
27.2	33.9	18.2	27.6	29.9	61.0	73.7	52.9	62.2	68.4	40.6	48.3	61.1	35.4	44.6	39.7

TM30			
Hue Bin	R _f	Chroma	Hue
1	27	41%	10%
2	34	30%	-20%
3	18	18%	-50%
4	28	-10%	-47%
5	30	-37%	-26%
6	61	-20%	11%
7	74	-13%	13%
8	53	16%	28%
9	62	24%	14%
10	68	18%	-8%
11	41	8%	-27%
12	48	-15%	-27%
13	61	-20%	-2%
14	35	-20%	36%
15	45	15%	46%
16	40	17%	27%

RED ENC/CL

0 K

CRI: 0.0
 CRI R9: 0.0
 TM30 Rf: 0.0
 TM30 Rg: 0.0
 CQS: 0.0
 X: 0.671
 Y: 0.301
 U: 0.509
 V: 0.343
 Δuv: n/a



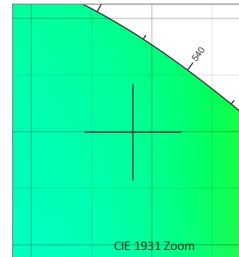

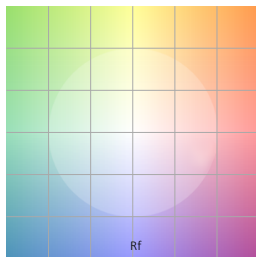
R1	R2	R3	R4	R5	R6	R7	R8	R9	R10	R11	R12	R13	R14	R15	
0.0	0.0	0.0	0.0	0.0	0.0	0.0	0.0	0.0	0.0	0.0	0.0	0.0	0.0	0.0	
Q1	Q2	Q3	Q4	Q5	Q6	Q7	Q8	Q9	Q10	Q11	Q12	Q13	Q14	Q15	
0.0	0.0	0.0	0.0	0.0	0.0	0.0	0.0	0.0	0.0	0.0	0.0	0.0	0.0	0.0	
C1	C2	C3	C4	C5	C6	C7	C8	C9	C10	C11	C12	C13	C14	C15	C16
0.0	0.0	0.0	0.0	0.0	0.0	0.0	0.0	0.0	0.0	0.0	0.0	0.0	0.0	0.0	0.0

TM30			
Hue Bin	R _f	Chroma	Hue
1	0	0%	0%
2	0	0%	0%
3	0	0%	0%
4	0	0%	0%
5	0	0%	0%
6	0	0%	0%
7	0	0%	0%
8	0	0%	0%
9	0	0%	0%
10	0	0%	0%
11	0	0%	0%
12	0	0%	0%
13	0	0%	0%
14	0	0%	0%
15	0	0%	0%
16	0	0%	0%

GREEN ENC/TL

0 K

CRI: 0.0
 CRI R9: 0.0
 TM30 Rf: 0.0
 TM30 Rg: 0.0
 CQS: 0.0
 X: 0.184
 Y: 0.699
 U: 0.067
 V: 0.381
 Δuv: n/a



R1	R2	R3	R4	R5	R6	R7	R8	R9	R10	R11	R12	R13	R14	R15	
0.0	0.0	0.0	0.0	0.0	0.0	0.0	0.0	0.0	0.0	0.0	0.0	0.0	0.0	0.0	
Q1	Q2	Q3	Q4	Q5	Q6	Q7	Q8	Q9	Q10	Q11	Q12	Q13	Q14	Q15	
0.0	0.0	0.0	0.0	0.0	0.0	0.0	0.0	0.0	0.0	0.0	0.0	0.0	0.0	0.0	
C1	C2	C3	C4	C5	C6	C7	C8	C9	C10	C11	C12	C13	C14	C15	C16
0.0	0.0	0.0	0.0	0.0	0.0	0.0	0.0	0.0	0.0	0.0	0.0	0.0	0.0	0.0	0.0

TM30			
Hue Bin	R _f	Chroma	Hue
1	0	0%	0%
2	0	0%	0%
3	0	0%	0%
4	0	0%	0%
5	0	0%	0%
6	0	0%	0%
7	0	0%	0%
8	0	0%	0%
9	0	0%	0%
10	0	0%	0%
11	0	0%	0%
12	0	0%	0%
13	0	0%	0%
14	0	0%	0%
15	0	0%	0%
16	0	0%	0%

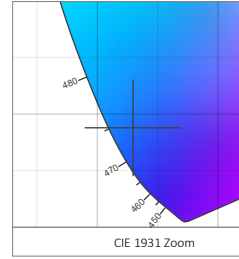

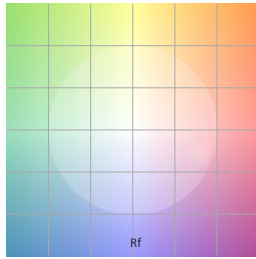
NOTES:

- CRI R values, only R1-R8 are used to calculate RA CRI values
- TM30 C values, 16 binned values out of total of 99 C values
- CQS Q values
- Data subject to change, all data has +/- 5% tolerance

BLUE ENC/CL



CRI: 0.0
CRI R9: 0.0
TM30 Rf: 0.0
TM30 Rg: 0.0
CQS: 0.0
X: 0.130
Y: 0.088
U: 0.137
V: 0.139
Δuv: n/a



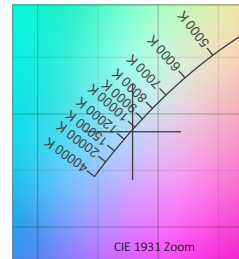
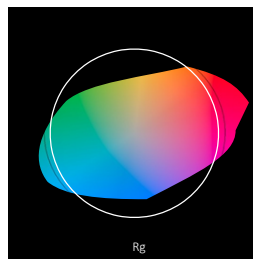
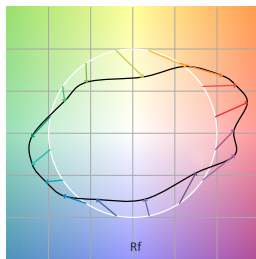
R1	R2	R3	R4	R5	R6	R7	R8	R9	R10	R11	R12	R13	R14	R15	
0.0	0.0	0.0	0.0	0.0	0.0	0.0	0.0	0.0	0.0	0.0	0.0	0.0	0.0	0.0	
Q1	Q2	Q3	Q4	Q5	Q6	Q7	Q8	Q9	Q10	Q11	Q12	Q13	Q14	Q15	
0.0	0.0	0.0	0.0	0.0	0.0	0.0	0.0	0.0	0.0	0.0	0.0	0.0	0.0	0.0	
C1	C2	C3	C4	C5	C6	C7	C8	C9	C10	C11	C12	C13	C14	C15	C16
0.0	0.0	0.0	0.0	0.0	0.0	0.0	0.0	0.0	0.0	0.0	0.0	0.0	0.0	0.0	0.0

TM30			
Hue Bin	R _f	Chroma	Hue
1	0	0%	0%
2	0	0%	0%
3	0	0%	0%
4	0	0%	0%
5	0	0%	0%
6	0	0%	0%
7	0	0%	0%
8	0	0%	0%
9	0	0%	0%
10	0	0%	0%
11	0	0%	0%
12	0	0%	0%
13	0	0%	0%
14	0	0%	0%
15	0	0%	0%
16	0	0%	0%

ALL ENC/TL



CRI: 28.2
CRI R9: -254.8
TM30 Rf: 44.9
TM30 Rg: 94.3
CQS: 46.3
X: 0.279
Y: 0.284
U: 0.190
V: 0.291
Δuv: -0.0040



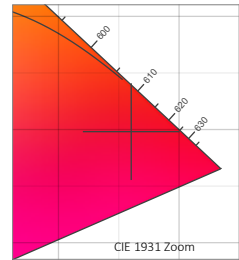

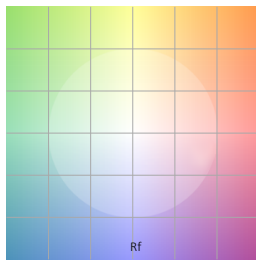
R1	R2	R3	R4	R5	R6	R7	R8	R9	R10	R11	R12	R13	R14	R15	
6.6	38.9	68.4	31.5	29.5	34.0	44.6	-27.9	-254.8	-34.0	30.0	34.8	10.8	79.2	-17.1	
Q1	Q2	Q3	Q4	Q5	Q6	Q7	Q8	Q9	Q10	Q11	Q12	Q13	Q14	Q15	
45.8	51.1	49.0	50.6	83.7	81.6	64.8	62.1	58.9	30.2	15.7	14.0	37.0	67.4	48.8	
C1	C2	C3	C4	C5	C6	C7	C8	C9	C10	C11	C12	C13	C14	C15	C16
27.6	31.0	18.5	28.5	31.3	61.8	73.7	53.1	62.2	68.0	40.8	49.4	61.5	35.5	44.8	39.9

TM30			
Hue Bin	R _f	Chroma	Hue
1	28	41%	9%
2	31	33%	-21%
3	18	16%	-50%
4	29	-10%	-46%
5	31	-37%	-25%
6	62	-19%	12%
7	74	-11%	13%
8	53	17%	27%
9	62	24%	13%
10	68	18%	-9%
11	41	7%	-27%
12	49	-15%	-27%
13	61	-20%	-1%
14	36	-19%	36%
15	45	15%	45%
16	40	17%	27%

RED ENC/TL



CRI: 0.0
CRI R9: 0.0
TM30 Rf: 0.0
TM30 Rg: 0.0
CQS: 0.0
X: 0.660
Y: 0.298
U: 0.502
V: 0.340
Δuv: n/a



R1	R2	R3	R4	R5	R6	R7	R8	R9	R10	R11	R12	R13	R14	R15	
0.0	0.0	0.0	0.0	0.0	0.0	0.0	0.0	0.0	0.0	0.0	0.0	0.0	0.0	0.0	
Q1	Q2	Q3	Q4	Q5	Q6	Q7	Q8	Q9	Q10	Q11	Q12	Q13	Q14	Q15	
0.0	0.0	0.0	0.0	0.0	0.0	0.0	0.0	0.0	0.0	0.0	0.0	0.0	0.0	0.0	
C1	C2	C3	C4	C5	C6	C7	C8	C9	C10	C11	C12	C13	C14	C15	C16
0.0	0.0	0.0	0.0	0.0	0.0	0.0	0.0	0.0	0.0	0.0	0.0	0.0	0.0	0.0	0.0

TM30			
Hue Bin	R _f	Chroma	Hue
1	0	0%	0%
2	0	0%	0%
3	0	0%	0%
4	0	0%	0%
5	0	0%	0%
6	0	0%	0%
7	0	0%	0%
8	0	0%	0%
9	0	0%	0%
10	0	0%	0%
11	0	0%	0%
12	0	0%	0%
13	0	0%	0%
14	0	0%	0%
15	0	0%	0%
16	0	0%	0%

NOTES:

- CRI R values, only R1-R8 are used to calculate RA CRI values
- TM30 C values, 16 binned values out of total of 99 C values
- CQS Q values
- Data subject to change, all data has +/- 5% tolerance

KURV-RGB

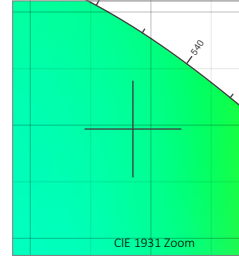

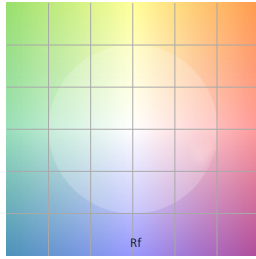
Q-CAP Flexible Fixtures - COLOR DATA



GREEN ENC/TL



CRI: 0.0
CRI R9: 0.0
TM30 Rf: 0.0
TM30 Rg: 0.0
CQS: 0.0
X: 0.185
Y: 0.697
U: 0.067
V: 0.380
Δuv: n/a



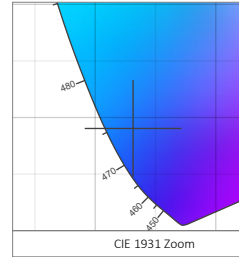

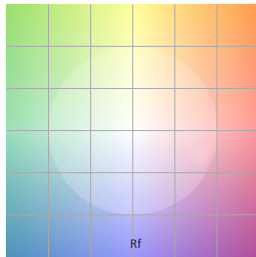
R1	R2	R3	R4	R5	R6	R7	R8	R9	R10	R11	R12	R13	R14	R15	
0.0	0.0	0.0	0.0	0.0	0.0	0.0	0.0	0.0	0.0	0.0	0.0	0.0	0.0	0.0	
Q1	Q2	Q3	Q4	Q5	Q6	Q7	Q8	Q9	Q10	Q11	Q12	Q13	Q14	Q15	
0.0	0.0	0.0	0.0	0.0	0.0	0.0	0.0	0.0	0.0	0.0	0.0	0.0	0.0	0.0	
C1	C2	C3	C4	C5	C6	C7	C8	C9	C10	C11	C12	C13	C14	C15	C16
0.0	0.0	0.0	0.0	0.0	0.0	0.0	0.0	0.0	0.0	0.0	0.0	0.0	0.0	0.0	0.0

TM30			
Hue Bin	R _f	Chroma	Hue
1	0	0%	0%
2	0	0%	0%
3	0	0%	0%
4	0	0%	0%
5	0	0%	0%
6	0	0%	0%
7	0	0%	0%
8	0	0%	0%
9	0	0%	0%
10	0	0%	0%
11	0	0%	0%
12	0	0%	0%
13	0	0%	0%
14	0	0%	0%
15	0	0%	0%
16	0	0%	0%

BLUE ENC/TL



CRI: 0.0
CRI R9: 0.0
TM30 Rf: 0.0
TM30 Rg: 0.0
CQS: 0.0
X: 0.131
Y: 0.090
U: 0.138
V: 0.142
Δuv: n/a



R1	R2	R3	R4	R5	R6	R7	R8	R9	R10	R11	R12	R13	R14	R15	
0.0	0.0	0.0	0.0	0.0	0.0	0.0	0.0	0.0	0.0	0.0	0.0	0.0	0.0	0.0	
Q1	Q2	Q3	Q4	Q5	Q6	Q7	Q8	Q9	Q10	Q11	Q12	Q13	Q14	Q15	
0.0	0.0	0.0	0.0	0.0	0.0	0.0	0.0	0.0	0.0	0.0	0.0	0.0	0.0	0.0	
C1	C2	C3	C4	C5	C6	C7	C8	C9	C10	C11	C12	C13	C14	C15	C16
0.0	0.0	0.0	0.0	0.0	0.0	0.0	0.0	0.0	0.0	0.0	0.0	0.0	0.0	0.0	0.0

TM30			
Hue Bin	R _f	Chroma	Hue
1	0	0%	0%
2	0	0%	0%
3	0	0%	0%
4	0	0%	0%
5	0	0%	0%
6	0	0%	0%
7	0	0%	0%
8	0	0%	0%
9	0	0%	0%
10	0	0%	0%
11	0	0%	0%
12	0	0%	0%
13	0	0%	0%
14	0	0%	0%
15	0	0%	0%
16	0	0%	0%

NOTES:

- CRI R values, only R1-R8 are used to calculate RA CRI values
- TM30 C values, 16 binned values out of total of 99 C values
- CQS Q values
- Data subject to change, all data has +/- 5% tolerance