

SLITE-ENCAPSULATED (03)

Linear Fixtures - MICRO 5 SERIES



SLITE-03-SW-1.0-30-ENC-CL

3062 K

CRI: 98.3

CRI R9: 98.6

TM30 Rf: 94.1

TM30 Rg: 100.4

CQS: 95.0

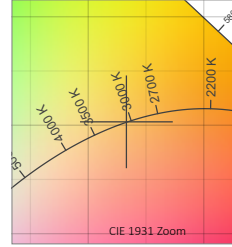
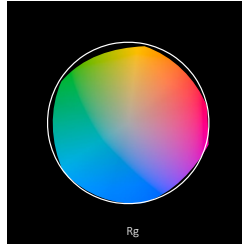
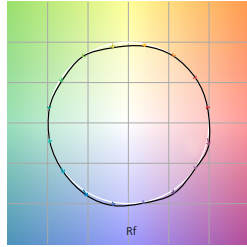
X: 0.433

Y: 0.403

U: 0.248

V: 0.347

Δuv : 0.0002



R1	R2	R3	R4	R5	R6	R7	R8	R9	R10	R11	R12	R13	R14	R15	
98.8	99.4	95.3	99.4	98.7	97.6	99.2	98.3	98.6	96.5	97.8	81.3	99.2	96.4	98.0	
Q1	Q2	Q3	Q4	Q5	Q6	Q7	Q8	Q9	Q10	Q11	Q12	Q13	Q14	Q15	
93.3	97.4	91.4	91.3	94.2	96.8	95.6	97.5	96.4	97.0	97.6	97.8	97.4	97.2	95.8	
C1	C2	C3	C4	C5	C6	C7	C8	C9	C10	C11	C12	C13	C14	C15	C16
96.2	98.0	96.8	94.2	93.1	97.1	93.2	97.7	93.2	89.3	89.6	92.9	96.8	94.2	92.9	90.9

TM30			
Hue Bin	R _f	Chroma	Hue
1	96	0%	1%
2	98	0%	-1%
3	97	0%	0%
4	94	-3%	-1%
5	93	-5%	1%
6	97	0%	1%
7	93	-3%	3%
8	98	-1%	1%
9	93	0%	5%
10	89	1%	6%
11	90	3%	7%
12	93	4%	2%
13	97	1%	-1%
14	94	4%	-2%
15	93	0%	-1%
16	91	3%	-7%

SLITE-03-SW-1.0-30-ENC-TL

2974 K

CRI: 97.8

CRI R9: 97.9

TM30 Rf: 95.4

TM30 Rg: 100.9

CQS: 95.2

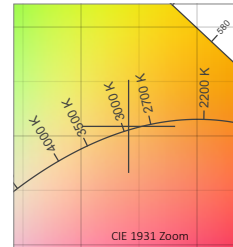
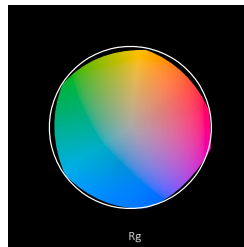
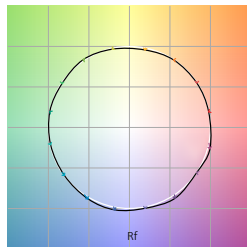
X: 0.441

Y: 0.409

U: 0.251

V: 0.349

Δuv : 0.0013



R1	R2	R3	R4	R5	R6	R7	R8	R9	R10	R11	R12	R13	R14	R15	
99.7	97.8	93.6	98.5	98.6	96.5	98.7	99.4	97.9	93.1	97.1	82.5	99.2	95.5	98.9	
Q1	Q2	Q3	Q4	Q5	Q6	Q7	Q8	Q9	Q10	Q11	Q12	Q13	Q14	Q15	
95.6	97.6	91.3	92.7	95.8	95.7	94.5	97.5	95.8	96.1	95.8	96.2	96.6	98.1	97.3	
C1	C2	C3	C4	C5	C6	C7	C8	C9	C10	C11	C12	C13	C14	C15	C16
97.5	98.4	96.7	95.2	95.5	97.0	95.0	98.6	96.7	92.7	91.2	93.1	97.2	94.8	95.8	91.8

TM30			
Hue Bin	R _f	Chroma	Hue
1	98	0%	0%
2	98	0%	0%
3	97	0%	1%
4	95	-2%	0%
5	95	-1%	2%
6	97	1%	1%
7	95	-1%	1%
8	99	0%	0%
9	97	0%	2%
10	93	0%	5%
11	91	2%	7%
12	93	3%	2%
13	97	2%	0%
14	95	4%	-2%
15	96	0%	0%
16	92	3%	-6%

SLITE-03-SW-2.0-30-ENC-CL

3098 K

CRI: 98.1

CRI R9: 96.6

TM30 Rf: 95.4

TM30 Rg: 101.7

CQS: 95.3

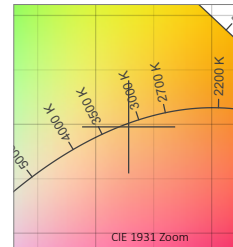
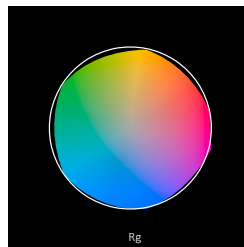
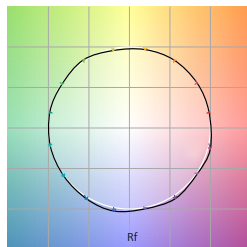
X: 0.428

Y: 0.398

U: 0.248

V: 0.345

Δuv : -0.0014



R1	R2	R3	R4	R5	R6	R7	R8	R9	R10	R11	R12	R13	R14	R15	
98.0	99.5	95.1	98.2	98.9	97.8	99.5	97.9	96.6	97.3	96.6	84.9	98.4	96.2	97.5	
Q1	Q2	Q3	Q4	Q5	Q6	Q7	Q8	Q9	Q10	Q11	Q12	Q13	Q14	Q15	
95.7	97.9	91.2	92.0	95.6	97.2	94.1	96.8	96.1	96.0	96.9	98.2	98.1	96.9	96.7	
C1	C2	C3	C4	C5	C6	C7	C8	C9	C10	C11	C12	C13	C14	C15	C16
97.2	98.4	96.9	96.2	94.2	96.8	94.5	98.8	95.9	92.0	91.5	93.7	97.2	95.0	94.5	92.3

TM30			
Hue Bin	R _f	Chroma	Hue
1	97	0%	0%
2	98	0%	0%
3	97	0%	1%
4	96	-1%	0%
5	94	-2%	1%
6	97	1%	1%
7	94	-1%	2%
8	99	0%	0%
9	96	0%	3%
10	92	0%	5%
11	91	2%	6%
12	94	4%	2%
13	97	2%	-1%
14	95	4%	-1%
15	94	1%	-1%
16	92	3%	-6%

SLITE-ENCAPSULATED (03)

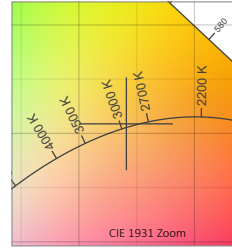
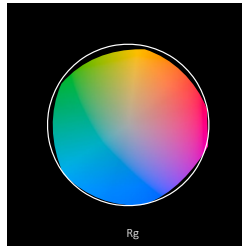
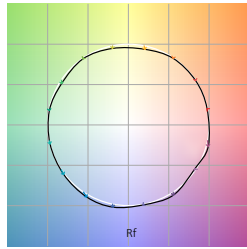
Linear Fixtures - MICRO 5 SERIES



SLITE-03-SW-2.0-30-ENC-TL

2973 K

CRI: 98.3
 CRI R9: 98.2
 TM30 Rf: 94.4
 TM30 Rg: 99.7
 CQS: 95.1
 X: 0.441
 Y: 0.409
 U: 0.251
 V: 0.349
 Δuv: 0.0013



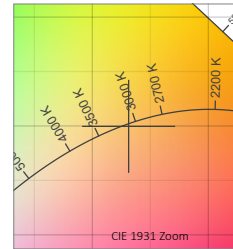
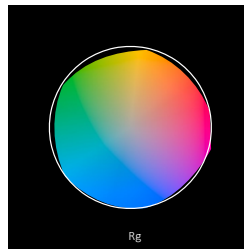
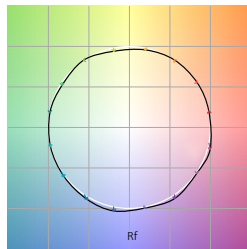
R1	R2	R3	R4	R5	R6	R7	R8	R9	R10	R11	R12	R13	R14	R15	
99.4	98.7	95.1	99.5	98.4	97.6	99.0	98.8	98.2	95.2	98.3	82.3	99.5	96.3	98.4	
Q1	Q2	Q3	Q4	Q5	Q6	Q7	Q8	Q9	Q10	Q11	Q12	Q13	Q14	Q15	
93.0	97.1	92.3	92.2	94.4	96.4	96.5	98.0	96.0	95.6	95.9	96.2	96.7	97.7	95.9	
C1	C2	C3	C4	C5	C6	C7	C8	C9	C10	C11	C12	C13	C14	C15	C16
96.3	98.1	97.0	93.0	94.9	97.1	93.1	97.3	93.7	90.3	90.5	93.6	96.8	94.6	94.5	91.5

TM30			
Hue Bin	R _f	Chroma	Hue
1	96	0%	1%
2	98	0%	-1%
3	97	-1%	0%
4	93	-4%	-2%
5	95	-3%	1%
6	97	-1%	1%
7	93	-3%	3%
8	97	-1%	2%
9	94	0%	4%
10	90	1%	6%
11	91	3%	7%
12	94	4%	1%
13	97	1%	-2%
14	95	3%	-2%
15	95	-1%	1%
16	91	2%	-7%

SLITE-03-SW-4.0-30-ENC-CL

3064 K

CRI: 98.3
 CRI R9: 97.2
 TM30 Rf: 94.6
 TM30 Rg: 101.0
 CQS: 95.2
 X: 0.431
 Y: 0.400
 U: 0.249
 V: 0.346
 Δuv: -0.0010



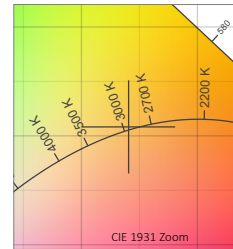

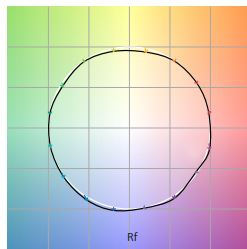
R1	R2	R3	R4	R5	R6	R7	R8	R9	R10	R11	R12	R13	R14	R15	
98.1	99.6	95.9	99.0	98.6	97.7	99.5	98.2	97.2	98.1	97.2	83.1	98.5	96.7	97.6	
Q1	Q2	Q3	Q4	Q5	Q6	Q7	Q8	Q9	Q10	Q11	Q12	Q13	Q14	Q15	
94.1	97.5	91.4	91.6	94.7	97.6	95.0	97.0	96.6	96.8	97.4	98.3	98.0	96.7	95.9	
C1	C2	C3	C4	C5	C6	C7	C8	C9	C10	C11	C12	C13	C14	C15	C16
96.5	98.0	96.9	95.0	93.6	97.2	93.5	98.3	94.0	90.3	90.6	93.1	96.8	94.4	93.4	91.3

TM30			
Hue Bin	R _f	Chroma	Hue
1	96	0%	1%
2	98	0%	0%
3	97	0%	0%
4	95	-2%	-1%
5	94	-4%	1%
6	97	0%	1%
7	93	-2%	3%
8	98	0%	1%
9	94	0%	4%
10	90	1%	6%
11	91	3%	6%
12	93	5%	1%
13	97	1%	-1%
14	94	4%	-2%
15	93	1%	-1%
16	91	3%	-7%

SLITE-03-SW-4.0-30-ENC-TL

2975 K

CRI: 98.4
 CRI R9: 98.8
 TM30 Rf: 94.5
 TM30 Rg: 99.6
 CQS: 95.3
 X: 0.441
 Y: 0.408
 U: 0.251
 V: 0.349
 Δuv: 0.0011



R1	R2	R3	R4	R5	R6	R7	R8	R9	R10	R11	R12	R13	R14	R15	
99.0	99.3	95.7	99.0	98.7	98.3	98.8	98.5	98.8	96.6	97.7	83.4	99.4	96.6	98.4	
Q1	Q2	Q3	Q4	Q5	Q6	Q7	Q8	Q9	Q10	Q11	Q12	Q13	Q14	Q15	
92.7	96.8	93.0	92.9	94.8	96.7	97.1	98.1	96.1	95.6	96.1	96.2	96.6	97.4	95.6	
C1	C2	C3	C4	C5	C6	C7	C8	C9	C10	C11	C12	C13	C14	C15	C16
96.3	98.0	97.1	93.0	95.0	97.0	92.7	97.1	93.7	90.9	91.2	93.8	96.5	94.6	94.3	91.7

TM30			
Hue Bin	R _f	Chroma	Hue
1	96	0%	1%
2	98	0%	-1%
3	97	-1%	-1%
4	93	-4%	-2%
5	95	-3%	1%
6	97	-1%	2%
7	93	-3%	4%
8	97	0%	2%
9	94	0%	4%
10	91	1%	6%
11	91	3%	6%
12	94	4%	1%
13	97	1%	-2%
14	95	3%	-2%
15	94	-2%	1%
16	92	2%	-6%

SLITE-ENCAPSULATED (03)

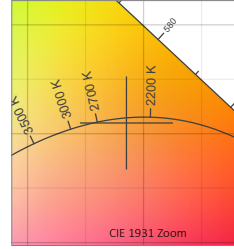
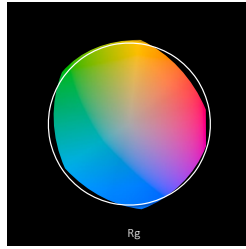
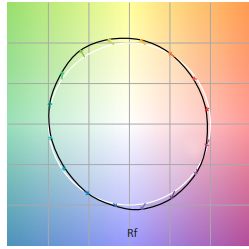
Linear Fixtures - MICRO 5 SERIES



SLITE-03-DW-4.0-24-ENC/TL

2378 K

CRI: 93.2
 CRI R9: 65.2
 TM30 Rf: 89.8
 TM30 Rg: 103.7
 CQS: 86.2
 X: 0.485
 Y: 0.410
 U: 0.279
 V: 0.354
 Δuv: -0.0016



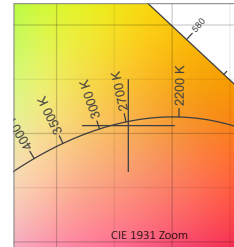
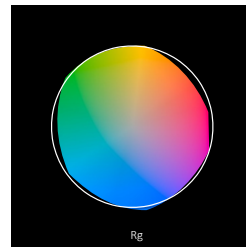
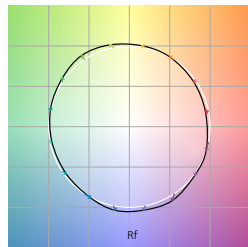
R1	R2	R3	R4	R5	R6	R7	R8	R9	R10	R11	R12	R13	R14	R15	
94.5	96.2	95.0	94.0	93.6	95.9	92.3	83.9	65.2	89.1	94.9	86.1	95.1	95.7	90.5	
Q1	Q2	Q3	Q4	Q5	Q6	Q7	Q8	Q9	Q10	Q11	Q12	Q13	Q14	Q15	
83.2	92.7	85.0	86.8	87.6	83.2	80.3	85.1	94.2	88.7	88.6	88.6	89.2	86.1	84.6	
C1	C2	C3	C4	C5	C6	C7	C8	C9	C10	C11	C12	C13	C14	C15	C16
91.5	91.4	83.8	88.5	90.1	88.0	86.7	89.8	92.7	93.4	90.8	88.3	90.3	86.1	90.8	88.6

TM30			
Hue Bin	R _f	Chroma	Hue
1	92	-4%	-1%
2	91	-4%	3%
3	84	0%	8%
4	88	5%	7%
5	90	7%	5%
6	88	9%	0%
7	87	5%	-7%
8	90	1%	-7%
9	93	-2%	-4%
10	93	-4%	1%
11	91	0%	6%
12	88	3%	4%
13	90	6%	-6%
14	86	5%	-8%
15	91	2%	-6%
16	89	-2%	-8%

SLITE-03-DW-4.0-27-ENC/TL

2646 K

CRI: 93.3
 CRI R9: 67.8
 TM30 Rf: 91.1
 TM30 Rg: 102.1
 CQS: 89.2
 X: 0.462
 Y: 0.407
 U: 0.265
 V: 0.351
 Δuv: -0.0014



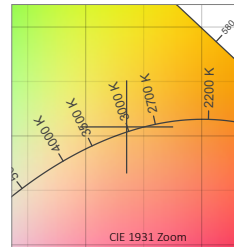
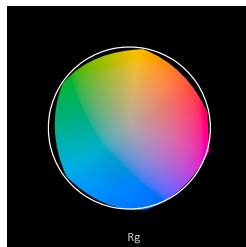
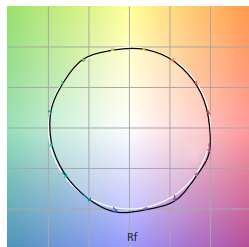
R1	R2	R3	R4	R5	R6	R7	R8	R9	R10	R11	R12	R13	R14	R15	
94.4	95.9	94.8	93.9	93.3	94.7	93.5	85.7	67.8	88.3	94.1	80.9	94.8	95.9	91.3	
Q1	Q2	Q3	Q4	Q5	Q6	Q7	Q8	Q9	Q10	Q11	Q12	Q13	Q14	Q15	
88.7	95.7	85.6	86.7	90.2	88.4	85.2	89.2	96.0	90.9	90.8	91.1	91.9	88.7	88.2	
C1	C2	C3	C4	C5	C6	C7	C8	C9	C10	C11	C12	C13	C14	C15	C16
92.4	92.6	87.3	91.3	92.9	91.5	91.6	94.0	95.3	91.4	87.5	88.7	92.1	89.1	92.1	87.5

TM30			
Hue Bin	R _f	Chroma	Hue
1	92	-4%	-1%
2	93	-3%	3%
3	87	0%	7%
4	91	1%	5%
5	93	4%	4%
6	91	6%	0%
7	92	2%	-4%
8	94	0%	-4%
9	95	-2%	-1%
10	91	-3%	5%
11	88	0%	9%
12	89	5%	3%
13	92	5%	-3%
14	89	6%	-6%
15	92	1%	-5%
16	87	-1%	-10%

SLITE-03-DW-4.0-30-ENC/TL

3064 K

CRI: 94.7
 CRI R9: 85.4
 TM30 Rf: 92.9
 TM30 Rg: 100.8
 CQS: 92.6
 X: 0.435
 Y: 0.408
 U: 0.248
 V: 0.349
 Δuv: 0.0019



R1	R2	R3	R4	R5	R6	R7	R8	R9	R10	R11	R12	R13	R14	R15	
95.7	94.8	91.9	96.2	93.9	92.0	98.1	95.3	85.4	86.1	95.5	73.5	95.2	94.5	94.8	
Q1	Q2	Q3	Q4	Q5	Q6	Q7	Q8	Q9	Q10	Q11	Q12	Q13	Q14	Q15	
95.0	97.6	86.8	87.7	91.6	92.1	91.4	95.0	95.1	93.6	93.8	94.9	95.8	94.4	94.8	
C1	C2	C3	C4	C5	C6	C7	C8	C9	C10	C11	C12	C13	C14	C15	C16
95.2	95.9	92.8	94.2	92.7	95.9	94.3	97.5	94.5	87.5	86.0	90.4	95.6	92.2	93.1	89.1

TM30			
Hue Bin	R _f	Chroma	Hue
1	95	-2%	0%
2	96	-2%	1%
3	93	-1%	3%
4	94	-1%	2%
5	93	-2%	3%
6	96	2%	1%
7	94	-1%	0%
8	98	-1%	-1%
9	94	-2%	3%
10	88	-2%	7%
11	86	1%	10%
12	90	5%	4%
13	96	3%	0%
14	92	6%	-3%
15	93	2%	-3%
16	89	2%	-9%

SLITE-ENCAPSULATED (03)

Linear Fixtures - MICRO 5 SERIES



SLITE-03-DW-4.0-40-ENC/TL

4207 K

CRI: 97.3

CRI R9: 97.4

TM30 Rf: 92.1

TM30 Rg: 99.5

CQS: 94.6

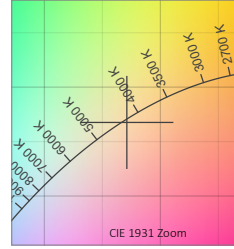
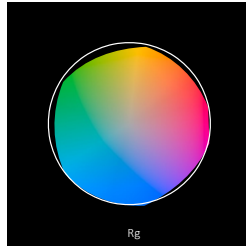
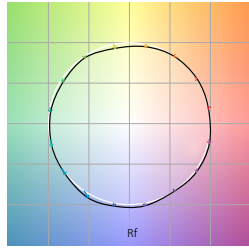
X: 0.371

Y: 0.368

U: 0.223

V: 0.331

Δuv : -0.0015



R1	R2	R3	R4	R5	R6	R7	R8	R9	R10	R11	R12	R13	R14	R15	
97.9	99.2	97.0	97.5	96.7	95.8	97.2	97.1	97.4	98.7	98.4	73.0	98.4	97.7	95.6	
Q1	Q2	Q3	Q4	Q5	Q6	Q7	Q8	Q9	Q10	Q11	Q12	Q13	Q14	Q15	
92.3	98.4	89.9	88.2	91.8	94.8	97.8	98.5	98.0	98.3	98.0	99.2	99.6	97.8	96.0	
C1	C2	C3	C4	C5	C6	C7	C8	C9	C10	C11	C12	C13	C14	C15	C16
94.3	96.5	96.1	92.8	91.4	96.1	93.5	92.1	88.7	87.2	86.8	93.4	93.8	94.9	90.0	90.1

TM30			
Hue Bin	R _f	Chroma	Hue
1	94	-1%	1%
2	96	0%	0%
3	96	0%	0%
4	93	-3%	-2%
5	91	-5%	-1%
6	96	-2%	1%
7	93	-4%	3%
8	92	-2%	5%
9	89	-1%	9%
10	87	0%	8%
11	87	5%	8%
12	93	3%	1%
13	94	3%	-2%
14	95	0%	0%
15	90	2%	-4%
16	90	2%	-5%

SLITE-ENCAPSULATED (03)

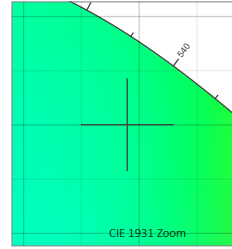

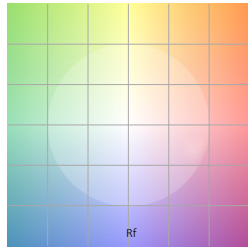
Linear Fixtures - MICRO 5 SERIES



SLITE-03-RGB-4.0-GR-ENC-CL



CRI: 0.0
 CRI R9: 0.0
 TM30 Rf: 0.0
 TM30 Rg: 0.0
 CQS: 0.0
 X: 0.190
 Y: 0.700
 U: 0.069
 V: 0.381
 Δuv: n/a



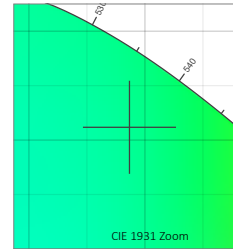

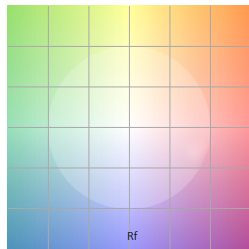
R1	R2	R3	R4	R5	R6	R7	R8	R9	R10	R11	R12	R13	R14	R15	
0.0	0.0	0.0	0.0	0.0	0.0	0.0	0.0	0.0	0.0	0.0	0.0	0.0	0.0	0.0	
Q1	Q2	Q3	Q4	Q5	Q6	Q7	Q8	Q9	Q10	Q11	Q12	Q13	Q14	Q15	
0.0	0.0	0.0	0.0	0.0	0.0	0.0	0.0	0.0	0.0	0.0	0.0	0.0	0.0	0.0	
C1	C2	C3	C4	C5	C6	C7	C8	C9	C10	C11	C12	C13	C14	C15	C16
0.0	0.0	0.0	0.0	0.0	0.0	0.0	0.0	0.0	0.0	0.0	0.0	0.0	0.0	0.0	0.0

TM30			
Hue Bin	R _f	Chroma	Hue
1	0	0%	0%
2	0	0%	0%
3	0	0%	0%
4	0	0%	0%
5	0	0%	0%
6	0	0%	0%
7	0	0%	0%
8	0	0%	0%
9	0	0%	0%
10	0	0%	0%
11	0	0%	0%
12	0	0%	0%
13	0	0%	0%
14	0	0%	0%
15	0	0%	0%
16	0	0%	0%

SLITE-03-RGB-4.0-GR-ENC-TL



CRI: 0.0
 CRI R9: 0.0
 TM30 Rf: 0.0
 TM30 Rg: 0.0
 CQS: 0.0
 X: 0.187
 Y: 0.712
 U: 0.067
 V: 0.382
 Δuv: n/a



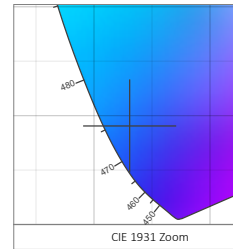

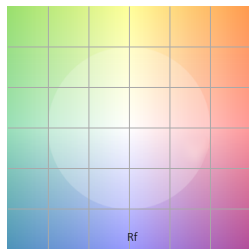
R1	R2	R3	R4	R5	R6	R7	R8	R9	R10	R11	R12	R13	R14	R15	
0.0	0.0	0.0	0.0	0.0	0.0	0.0	0.0	0.0	0.0	0.0	0.0	0.0	0.0	0.0	
Q1	Q2	Q3	Q4	Q5	Q6	Q7	Q8	Q9	Q10	Q11	Q12	Q13	Q14	Q15	
0.0	0.0	0.0	0.0	0.0	0.0	0.0	0.0	0.0	0.0	0.0	0.0	0.0	0.0	0.0	
C1	C2	C3	C4	C5	C6	C7	C8	C9	C10	C11	C12	C13	C14	C15	C16
0.0	0.0	0.0	0.0	0.0	0.0	0.0	0.0	0.0	0.0	0.0	0.0	0.0	0.0	0.0	0.0

TM30			
Hue Bin	R _f	Chroma	Hue
1	0	0%	0%
2	0	0%	0%
3	0	0%	0%
4	0	0%	0%
5	0	0%	0%
6	0	0%	0%
7	0	0%	0%
8	0	0%	0%
9	0	0%	0%
10	0	0%	0%
11	0	0%	0%
12	0	0%	0%
13	0	0%	0%
14	0	0%	0%
15	0	0%	0%
16	0	0%	0%

SLITE-03-RGB-4.0-BL-ENC-CL



CRI: 0.0
 CRI R9: 0.0
 TM30 Rf: 0.0
 TM30 Rg: 0.0
 CQS: 0.0
 X: 0.131
 Y: 0.091
 U: 0.137
 V: 0.142
 Δuv: n/a



R1	R2	R3	R4	R5	R6	R7	R8	R9	R10	R11	R12	R13	R14	R15	
0.0	0.0	0.0	0.0	0.0	0.0	0.0	0.0	0.0	0.0	0.0	0.0	0.0	0.0	0.0	
Q1	Q2	Q3	Q4	Q5	Q6	Q7	Q8	Q9	Q10	Q11	Q12	Q13	Q14	Q15	
0.0	0.0	0.0	0.0	0.0	0.0	0.0	0.0	0.0	0.0	0.0	0.0	0.0	0.0	0.0	
C1	C2	C3	C4	C5	C6	C7	C8	C9	C10	C11	C12	C13	C14	C15	C16
0.0	0.0	0.0	0.0	0.0	0.0	0.0	0.0	0.0	0.0	0.0	0.0	0.0	0.0	0.0	0.0

TM30			
Hue Bin	R _f	Chroma	Hue
1	0	0%	0%
2	0	0%	0%
3	0	0%	0%
4	0	0%	0%
5	0	0%	0%
6	0	0%	0%
7	0	0%	0%
8	0	0%	0%
9	0	0%	0%
10	0	0%	0%
11	0	0%	0%
12	0	0%	0%
13	0	0%	0%
14	0	0%	0%
15	0	0%	0%
16	0	0%	0%

SLITE-ENCAPSULATED (03)

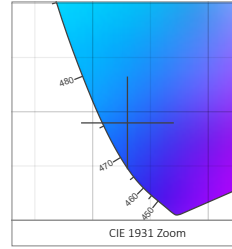

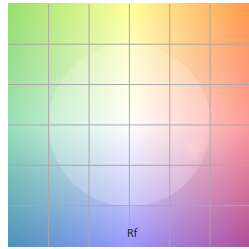
Linear Fixtures - MICRO 5 SERIES



SLITE-03-RGB-4.0-BL-ENC-TL



CRI: 0.0
 CRI R9: 0.0
 TM30 Rf: 0.0
 TM30 Rg: 0.0
 CQS: 0.0
 X: 0.130
 Y: 0.090
 U: 0.136
 V: 0.141
 Δuv: n/a



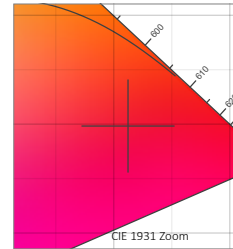

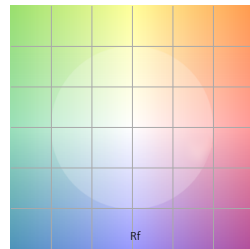
R1	R2	R3	R4	R5	R6	R7	R8	R9	R10	R11	R12	R13	R14	R15	
0.0	0.0	0.0	0.0	0.0	0.0	0.0	0.0	0.0	0.0	0.0	0.0	0.0	0.0	0.0	
Q1	Q2	Q3	Q4	Q5	Q6	Q7	Q8	Q9	Q10	Q11	Q12	Q13	Q14	Q15	
0.0	0.0	0.0	0.0	0.0	0.0	0.0	0.0	0.0	0.0	0.0	0.0	0.0	0.0	0.0	
C1	C2	C3	C4	C5	C6	C7	C8	C9	C10	C11	C12	C13	C14	C15	C16
0.0	0.0	0.0	0.0	0.0	0.0	0.0	0.0	0.0	0.0	0.0	0.0	0.0	0.0	0.0	0.0

TM30			
Hue Bin	R _f	Chroma	Hue
1	0	0%	0%
2	0	0%	0%
3	0	0%	0%
4	0	0%	0%
5	0	0%	0%
6	0	0%	0%
7	0	0%	0%
8	0	0%	0%
9	0	0%	0%
10	0	0%	0%
11	0	0%	0%
12	0	0%	0%
13	0	0%	0%
14	0	0%	0%
15	0	0%	0%
16	0	0%	0%

SLITE-03-RGB-4.0-RD-ENC-CL



CRI: 0.0
 CRI R9: 0.0
 TM30 Rf: 0.0
 TM30 Rg: 0.0
 CQS: 0.0
 X: 0.612
 Y: 0.298
 U: 0.457
 V: 0.334
 Δuv: n/a



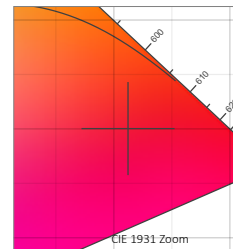

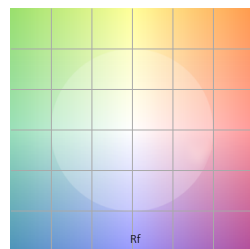
R1	R2	R3	R4	R5	R6	R7	R8	R9	R10	R11	R12	R13	R14	R15	
0.0	0.0	0.0	0.0	0.0	0.0	0.0	0.0	0.0	0.0	0.0	0.0	0.0	0.0	0.0	
Q1	Q2	Q3	Q4	Q5	Q6	Q7	Q8	Q9	Q10	Q11	Q12	Q13	Q14	Q15	
0.0	0.0	0.0	0.0	0.0	0.0	0.0	0.0	0.0	0.0	0.0	0.0	0.0	0.0	0.0	
C1	C2	C3	C4	C5	C6	C7	C8	C9	C10	C11	C12	C13	C14	C15	C16
0.0	0.0	0.0	0.0	0.0	0.0	0.0	0.0	0.0	0.0	0.0	0.0	0.0	0.0	0.0	0.0

TM30			
Hue Bin	R _f	Chroma	Hue
1	0	0%	0%
2	0	0%	0%
3	0	0%	0%
4	0	0%	0%
5	0	0%	0%
6	0	0%	0%
7	0	0%	0%
8	0	0%	0%
9	0	0%	0%
10	0	0%	0%
11	0	0%	0%
12	0	0%	0%
13	0	0%	0%
14	0	0%	0%
15	0	0%	0%
16	0	0%	0%

SLITE-03-RGB-4.0-RD-ENC-TL



CRI: 0.0
 CRI R9: 0.0
 TM30 Rf: 0.0
 TM30 Rg: 0.0
 CQS: 0.0
 X: 0.612
 Y: 0.300
 U: 0.455
 V: 0.335
 Δuv: n/a



R1	R2	R3	R4	R5	R6	R7	R8	R9	R10	R11	R12	R13	R14	R15	
0.0	0.0	0.0	0.0	0.0	0.0	0.0	0.0	0.0	0.0	0.0	0.0	0.0	0.0	0.0	
Q1	Q2	Q3	Q4	Q5	Q6	Q7	Q8	Q9	Q10	Q11	Q12	Q13	Q14	Q15	
0.0	0.0	0.0	0.0	0.0	0.0	0.0	0.0	0.0	0.0	0.0	0.0	0.0	0.0	0.0	
C1	C2	C3	C4	C5	C6	C7	C8	C9	C10	C11	C12	C13	C14	C15	C16
0.0	0.0	0.0	0.0	0.0	0.0	0.0	0.0	0.0	0.0	0.0	0.0	0.0	0.0	0.0	0.0

TM30			
Hue Bin	R _f	Chroma	Hue
1	0	0%	0%
2	0	0%	0%
3	0	0%	0%
4	0	0%	0%
5	0	0%	0%
6	0	0%	0%
7	0	0%	0%
8	0	0%	0%
9	0	0%	0%
10	0	0%	0%
11	0	0%	0%
12	0	0%	0%
13	0	0%	0%
14	0	0%	0%
15	0	0%	0%
16	0	0%	0%