

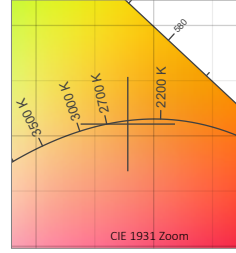
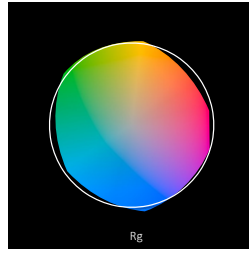
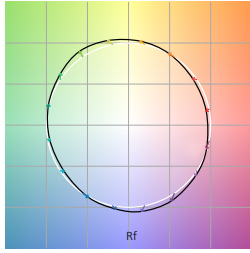
WALA-DW Q-CAP Flexible Fixtures - MICRO 5 SERIES



2400K SO ENC/CL

2468 K

CRI: 92.6
 CRI R9: 65.1
 TM30 Rf: 90.0
 TM30 Rg: 103.0
 CQS: 87.2
 X: 0.478
 Y: 0.411
 U: 0.274
 V: 0.353
 Δuv: -0.0011



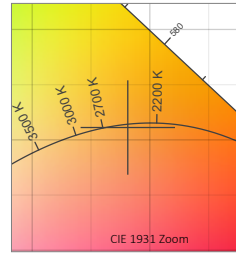

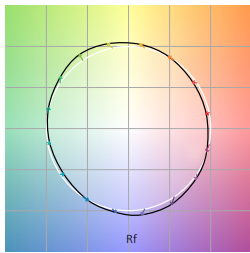
R1	R2	R3	R4	R5	R6	R7	R8	R9	R10	R11	R12	R13	R14	R15	
93.7	95.4	94.2	93.3	92.5	94.3	92.8	84.2	65.1	87.2	93.7	81.9	94.2	95.4	90.2	
Q1	Q2	Q3	Q4	Q5	Q6	Q7	Q8	Q9	Q10	Q11	Q12	Q13	Q14	Q15	
85.3	94.0	84.7	86.1	88.1	84.7	82.1	86.8	94.9	89.4	89.4	89.7	90.5	86.8	85.8	
C1	C2	C3	C4	C5	C6	C7	C8	C9	C10	C11	C12	C13	C14	C15	C16
91.9	91.3	85.6	89.3	91.4	89.5	88.7	91.7	93.9	91.9	89.0	87.8	91.0	86.0	91.3	87.3

TM30			
Hue Bin	R _f	Chroma	Hue
1	92	-4%	-1%
2	91	-4%	3%
3	86	0%	8%
4	89	3%	6%
5	91	6%	5%
6	90	8%	0%
7	89	4%	-6%
8	92	0%	-6%
9	94	-2%	-2%
10	92	-4%	3%
11	89	0%	8%
12	88	3%	5%
13	91	6%	-5%
14	86	6%	-8%
15	91	2%	-6%
16	87	-1%	-10%

2400K SO ENC/TL

2433 K

CRI: 92.7
 CRI R9: 67.0
 TM30 Rf: 90.0
 TM30 Rg: 103.2
 CQS: 86.9
 X: 0.481
 Y: 0.411
 U: 0.276
 V: 0.354
 Δuv: -0.0010



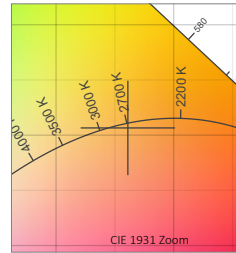

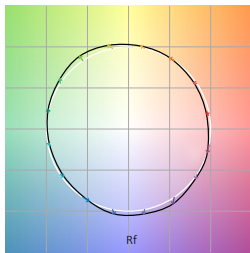
R1	R2	R3	R4	R5	R6	R7	R8	R9	R10	R11	R12	R13	R14	R15	
93.8	95.4	94.1	93.3	92.5	94.2	93.2	85.1	67.0	87.1	93.7	81.9	94.1	95.3	90.6	
Q1	Q2	Q3	Q4	Q5	Q6	Q7	Q8	Q9	Q10	Q11	Q12	Q13	Q14	Q15	
85.1	93.6	84.5	85.9	87.7	84.1	81.4	86.3	94.5	89.1	89.0	89.4	90.2	87.0	85.8	
C1	C2	C3	C4	C5	C6	C7	C8	C9	C10	C11	C12	C13	C14	C15	C16
92.1	91.5	84.1	89.1	91.0	89.2	88.3	91.3	93.6	92.0	89.2	87.9	91.0	86.4	91.2	88.0

TM30			
Hue Bin	R _f	Chroma	Hue
1	92	-4%	-1%
2	92	-4%	3%
3	84	0%	8%
4	89	3%	6%
5	91	6%	5%
6	89	8%	0%
7	88	4%	-6%
8	91	0%	-6%
9	94	-2%	-3%
10	92	-4%	3%
11	89	0%	8%
12	88	3%	5%
13	91	6%	-5%
14	86	6%	-8%
15	91	2%	-6%
16	88	-1%	-9%

2700K SO ENC/CL

2655 K

CRI: 93.9
 CRI R9: 71.9
 TM30 Rf: 91.3
 TM30 Rg: 102.7
 CQS: 89.5
 X: 0.461
 Y: 0.407
 U: 0.265
 V: 0.351
 Δuv: -0.0016



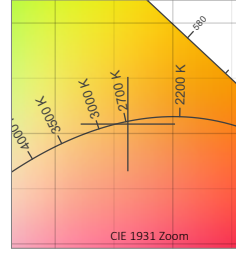
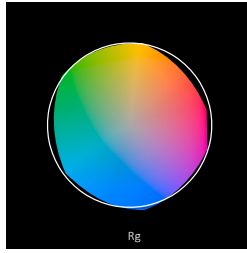
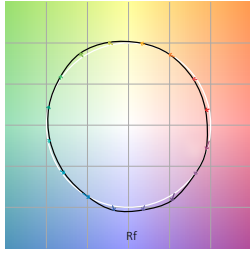
R1	R2	R3	R4	R5	R6	R7	R8	R9	R10	R11	R12	R13	R14	R15	
95.3	96.1	94.3	94.6	94.2	94.9	94.1	87.7	71.9	88.8	94.8	82.1	95.5	95.5	92.6	
Q1	Q2	Q3	Q4	Q5	Q6	Q7	Q8	Q9	Q10	Q11	Q12	Q13	Q14	Q15	
89.1	95.9	85.8	87.6	90.6	87.9	84.9	89.5	95.9	90.9	91.1	91.6	92.5	89.8	89.1	
C1	C2	C3	C4	C5	C6	C7	C8	C9	C10	C11	C12	C13	C14	C15	C16
93.2	93.3	87.5	90.9	92.6	90.7	90.9	93.2	95.4	92.5	88.1	89.0	92.3	89.7	92.0	88.3

TM30			
Hue Bin	R _f	Chroma	Hue
1	93	-3%	-1%
2	93	-3%	3%
3	88	0%	7%
4	91	2%	5%
5	93	5%	5%
6	91	7%	0%
7	91	3%	-5%
8	93	1%	-4%
9	95	-2%	-1%
10	92	-3%	4%
11	88	0%	8%
12	89	5%	3%
13	92	5%	-2%
14	90	6%	-6%
15	92	1%	-5%
16	88	0%	-9%

2700K SO ENC/TL

2660 K

CRI: 92.4
 CRI R9: 63.2
 TM30 Rf: 90.8
 TM30 Rg: 101.3
 CQS: 89.0
 X: 0.462
 Y: 0.409
 U: 0.265
 V: 0.351
 Δuv: -0.0009



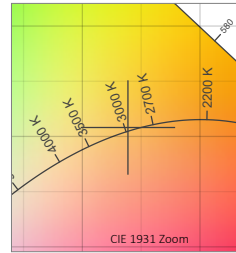
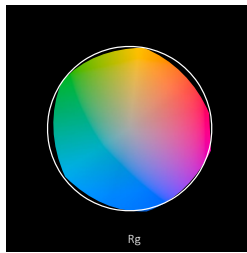
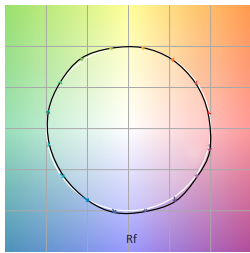
R1	R2	R3	R4	R5	R6	R7	R8	R9	R10	R11	R12	R13	R14	R15	
93.2	95.4	95.0	92.8	92.1	94.0	92.8	83.7	63.2	87.2	92.9	79.6	93.8	96.0	89.8	
Q1	Q2	Q3	Q4	Q5	Q6	Q7	Q8	Q9	Q10	Q11	Q12	Q13	Q14	Q15	
88.1	95.5	85.5	86.1	89.5	88.4	85.9	89.3	96.2	91.0	90.7	90.9	91.6	87.4	87.2	
C1	C2	C3	C4	C5	C6	C7	C8	C9	C10	C11	C12	C13	C14	C15	C16
91.5	91.8	87.0	91.4	93.1	92.3	92.1	94.7	94.9	90.6	87.1	88.6	91.9	88.6	91.9	86.9

TM30			
Hue Bin	R _f	Chroma	Hue
1	91	-5%	-1%
2	92	-3%	3%
3	87	-1%	7%
4	91	1%	5%
5	93	4%	4%
6	92	5%	0%
7	92	2%	-4%
8	95	-1%	-3%
9	95	-3%	0%
10	91	-3%	5%
11	87	0%	9%
12	89	5%	3%
13	92	5%	-3%
14	89	6%	-7%
15	92	0%	-5%
16	87	-2%	-10%

3000K SO ENC/CL

3006 K

CRI: 95.3
 CRI R9: 88.4
 TM30 Rf: 93.9
 TM30 Rg: 101.4
 CQS: 93.2
 X: 0.439
 Y: 0.408
 U: 0.250
 V: 0.349
 Δuv: 0.0014



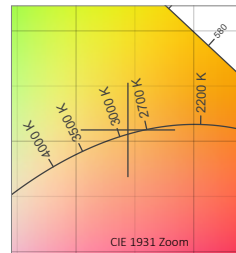
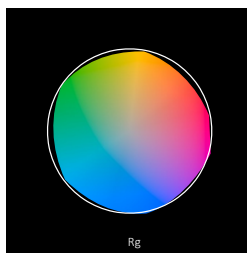
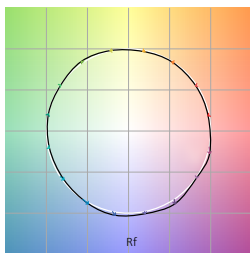
R1	R2	R3	R4	R5	R6	R7	R8	R9	R10	R11	R12	R13	R14	R15	
96.7	95.3	91.8	96.8	95.1	92.9	97.6	96.5	88.4	87.3	96.3	78.2	96.1	94.5	96.1	
Q1	Q2	Q3	Q4	Q5	Q6	Q7	Q8	Q9	Q10	Q11	Q12	Q13	Q14	Q15	
95.7	97.6	88.1	89.6	92.8	92.1	91.1	95.3	95.1	93.6	94.3	95.5	96.3	95.1	95.2	
C1	C2	C3	C4	C5	C6	C7	C8	C9	C10	C11	C12	C13	C14	C15	C16
96.2	96.8	93.2	94.6	93.9	94.9	95.8	96.9	96.3	91.4	88.6	90.5	95.6	93.3	94.1	91.1

TM30			
Hue Bin	R _f	Chroma	Hue
1	96	-1%	-1%
2	97	-2%	1%
3	93	-1%	3%
4	95	0%	3%
5	94	0%	3%
6	95	3%	1%
7	96	0%	-2%
8	97	0%	-2%
9	96	-2%	1%
10	91	-2%	5%
11	89	0%	9%
12	91	3%	5%
13	96	3%	1%
14	93	5%	-2%
15	94	2%	-3%
16	91	2%	-7%

3000K SO ENC/TL

2936 K

CRI: 95.8
 CRI R9: 88.6
 TM30 Rf: 94.1
 TM30 Rg: 100.9
 CQS: 93.5
 X: 0.444
 Y: 0.410
 U: 0.253
 V: 0.350
 Δuv: 0.0015



R1	R2	R3	R4	R5	R6	R7	R8	R9	R10	R11	R12	R13	R14	R15	
97.0	95.8	92.4	97.3	95.5	93.7	98.3	96.5	88.6	88.5	96.8	78.2	96.5	94.8	96.1	
Q1	Q2	Q3	Q4	Q5	Q6	Q7	Q8	Q9	Q10	Q11	Q12	Q13	Q14	Q15	
95.5	97.5	88.6	89.8	93.1	92.9	91.9	95.5	95.3	94.2	94.5	95.5	96.3	95.1	95.4	
C1	C2	C3	C4	C5	C6	C7	C8	C9	C10	C11	C12	C13	C14	C15	C16
96.2	96.9	93.9	94.4	94.7	95.9	95.3	97.9	96.1	90.9	88.7	91.0	96.0	93.3	95.8	90.4

TM30			
Hue Bin	R _f	Chroma	Hue
1	96	-1%	-1%
2	97	-1%	0%
3	94	-1%	3%
4	94	-2%	2%
5	95	0%	3%
6	96	2%	1%
7	95	0%	-1%
8	98	0%	-1%
9	96	-2%	1%
10	91	-2%	6%
11	89	1%	9%
12	91	4%	4%
13	96	3%	0%
14	93	5%	-2%
15	96	0%	-1%
16	90	2%	-8%

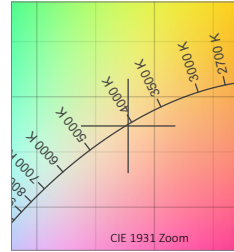
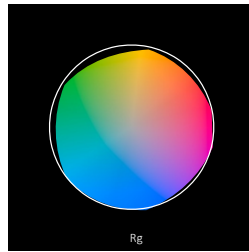
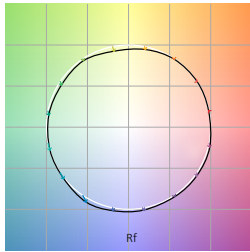
WALA-DW Q-CAP Flexible Fixtures - MICRO 5 SERIES



4000K SO ENC/CL

4058 K

CRI: 97.5
 CRI R9: 98.3
 TM30 Rf: 92.0
 TM30 Rg: 99.3
 CQS: 94.8
 X: 0.378
 Y: 0.374
 U: 0.225
 V: 0.333
 Δuv: -0.0007



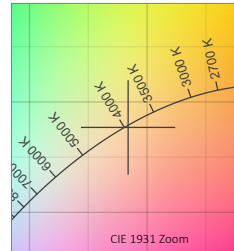
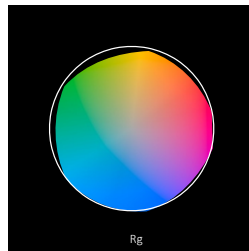
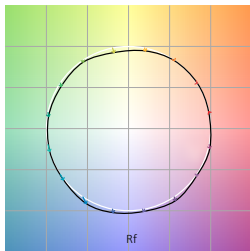
R1	R2	R3	R4	R5	R6	R7	R8	R9	R10	R11	R12	R13	R14	R15	
98.3	99.7	96.6	97.7	96.9	96.1	97.5	97.3	98.3	97.8	98.5	73.3	98.8	97.4	96.1	
Q1	Q2	Q3	Q4	Q5	Q6	Q7	Q8	Q9	Q10	Q11	Q12	Q13	Q14	Q15	
92.4	98.4	90.2	88.8	92.2	95.1	97.8	98.6	98.0	98.4	98.3	99.7	99.8	98.1	96.1	
C1	C2	C3	C4	C5	C6	C7	C8	C9	C10	C11	C12	C13	C14	C15	C16
94.4	96.8	96.3	92.6	91.1	95.8	93.2	92.0	88.5	87.1	86.9	92.8	93.9	94.6	89.8	90.1

TM30			
Hue Bin	R _f	Chroma	Hue
1	94	-1%	1%
2	97	0%	0%
3	96	0%	0%
4	93	-3%	-2%
5	91	-6%	-1%
6	96	-2%	1%
7	93	-4%	3%
8	92	-2%	5%
9	89	-1%	9%
10	87	0%	8%
11	87	4%	8%
12	93	3%	2%
13	94	3%	-2%
14	95	2%	0%
15	90	2%	-4%
16	90	2%	-5%

4000K SO ENC/TL

3913 K

CRI: 97.7
 CRI R9: 98.0
 TM30 Rf: 92.3
 TM30 Rg: 99.6
 CQS: 95.1
 X: 0.384
 Y: 0.377
 U: 0.227
 V: 0.335
 Δuv: -0.0009



R1	R2	R3	R4	R5	R6	R7	R8	R9	R10	R11	R12	R13	R14	R15	
98.2	99.6	96.9	98.3	97.2	96.4	97.6	97.4	98.0	98.3	98.6	74.6	98.6	97.5	96.3	
Q1	Q2	Q3	Q4	Q5	Q6	Q7	Q8	Q9	Q10	Q11	Q12	Q13	Q14	Q15	
92.7	98.4	90.6	89.5	92.8	95.8	97.8	98.7	98.1	98.5	98.6	99.7	99.9	98.0	96.2	
C1	C2	C3	C4	C5	C6	C7	C8	C9	C10	C11	C12	C13	C14	C15	C16
94.6	96.9	96.4	92.8	91.3	95.9	93.6	92.3	88.9	87.7	87.2	92.2	94.1	94.8	91.1	90.4

TM30			
Hue Bin	R _f	Chroma	Hue
1	95	0%	1%
2	97	0%	0%
3	96	0%	0%
4	93	-3%	-2%
5	91	-6%	-1%
6	96	-2%	1%
7	94	-3%	3%
8	92	-2%	5%
9	89	-1%	8%
10	88	0%	8%
11	87	4%	8%
12	92	4%	2%
13	94	2%	-2%
14	95	5%	-1%
15	91	1%	-2%
16	90	2%	-4%