

WURM-RGBW-HE

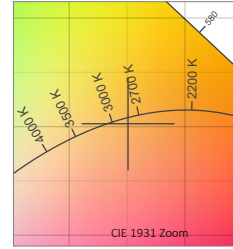
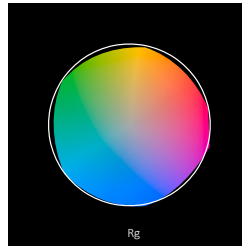
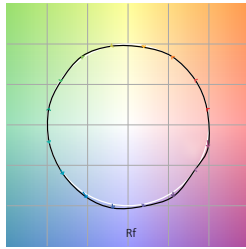
Q-CAP Flexible Fixtures



2700K ENC/CL

2770 K

CRI: 98.4
 CRI R9: 98.9
 TM30 Rf: 94.3
 TM30 Rg: 101.9
 CQS: 93.7
 X: 0.451
 Y: 0.403
 U: 0.260
 V: 0.349
 Δuv: -0.0022



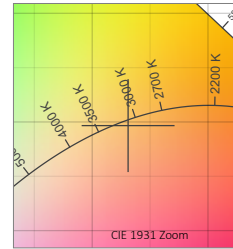
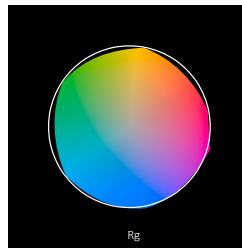
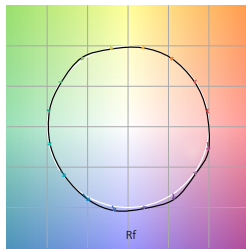
R1	R2	R3	R4	R5	R6	R7	R8	R9	R10	R11	R12	R13	R14	R15	
98.7	99.3	95.7	98.7	99.1	97.4	99.0	99.6	98.9	97.4	96.9	83.6	98.9	96.5	98.5	
Q1	Q2	Q3	Q4	Q5	Q6	Q7	Q8	Q9	Q10	Q11	Q12	Q13	Q14	Q15	
94.9	96.9	89.5	89.9	93.9	95.7	91.0	93.9	96.3	94.8	95.0	95.8	96.5	95.4	96.0	
C1	C2	C3	C4	C5	C6	C7	C8	C9	C10	C11	C12	C13	C14	C15	C16
96.7	97.7	95.2	94.2	94.5	96.0	93.1	98.5	95.3	91.1	89.7	91.9	96.0	93.5	95.1	90.6

TM30			
Hue Bin	R _f	Chroma	Hue
1	97	0%	1%
2	98	0%	0%
3	95	0%	2%
4	94	-2%	0%
5	94	-1%	2%
6	96	2%	1%
7	93	-1%	2%
8	98	0%	-1%
9	95	0%	3%
10	91	1%	6%
11	90	3%	7%
12	92	5%	2%
13	96	2%	-1%
14	94	5%	-3%
15	95	0%	0%
16	91	3%	-7%

3000K ENC/CL

3044 K

CRI: 97.1
 CRI R9: 94.6
 TM30 Rf: 92.8
 TM30 Rg: 102.0
 CQS: 92.4
 X: 0.431
 Y: 0.397
 U: 0.250
 V: 0.345
 Δuv: -0.0022



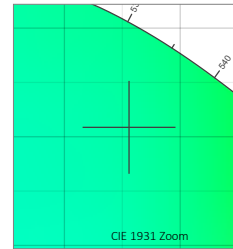

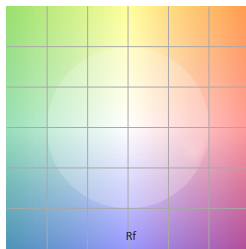
R1	R2	R3	R4	R5	R6	R7	R8	R9	R10	R11	R12	R13	R14	R15	
98.8	97.9	93.7	97.2	97.2	95.2	98.4	98.2	94.6	92.5	96.0	77.5	98.8	95.4	98.8	
Q1	Q2	Q3	Q4	Q5	Q6	Q7	Q8	Q9	Q10	Q11	Q12	Q13	Q14	Q15	
96.0	97.8	86.0	86.6	92.0	93.6	90.0	93.7	95.5	93.2	93.3	94.7	96.2	96.4	96.6	
C1	C2	C3	C4	C5	C6	C7	C8	C9	C10	C11	C12	C13	C14	C15	C16
96.2	96.7	92.8	94.1	91.9	95.2	93.1	97.4	94.2	87.3	86.1	89.2	95.6	92.1	92.9	88.9

TM30			
Hue Bin	R _f	Chroma	Hue
1	96	-1%	0%
2	97	-1%	1%
3	93	0%	3%
4	94	-1%	2%
5	92	-2%	2%
6	95	3%	0%
7	93	-1%	0%
8	97	-1%	-1%
9	94	-1%	4%
10	87	-1%	8%
11	86	2%	10%
12	89	5%	5%
13	96	3%	0%
14	92	6%	-2%
15	93	2%	-2%
16	89	3%	-9%

GREEN ENC/CL

0 K

CRI: 0.0
 CRI R9: 0.0
 TM30 Rf: 0.0
 TM30 Rg: 0.0
 CQS: 0.0
 X: 0.156
 Y: 0.709
 U: 0.056
 V: 0.380
 Δuv: n/a



R1	R2	R3	R4	R5	R6	R7	R8	R9	R10	R11	R12	R13	R14	R15	
0.0	0.0	0.0	0.0	0.0	0.0	0.0	0.0	0.0	0.0	0.0	0.0	0.0	0.0	0.0	
Q1	Q2	Q3	Q4	Q5	Q6	Q7	Q8	Q9	Q10	Q11	Q12	Q13	Q14	Q15	
0.0	0.0	0.0	0.0	0.0	0.0	0.0	0.0	0.0	0.0	0.0	0.0	0.0	0.0	0.0	
C1	C2	C3	C4	C5	C6	C7	C8	C9	C10	C11	C12	C13	C14	C15	C16
0.0	0.0	0.0	0.0	0.0	0.0	0.0	0.0	0.0	0.0	0.0	0.0	0.0	0.0	0.0	0.0

TM30			
Hue Bin	R _f	Chroma	Hue
1	0	0%	0%
2	0	0%	0%
3	0	0%	0%
4	0	0%	0%
5	0	0%	0%
6	0	0%	0%
7	0	0%	0%
8	0	0%	0%
9	0	0%	0%
10	0	0%	0%
11	0	0%	0%
12	0	0%	0%
13	0	0%	0%
14	0	0%	0%
15	0	0%	0%
16	0	0%	0%

NOTES:

- CRI R values, only R1-R8 are used to calculate RA CRI values
- TM30 C values, 16 binned values out of total of 99 C values
- CQS Q values
- Data subject to change, all data has +/- 5% tolerance

WURM-RGBW-HE

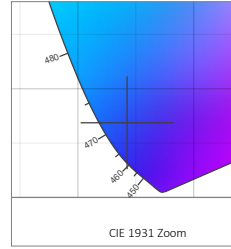

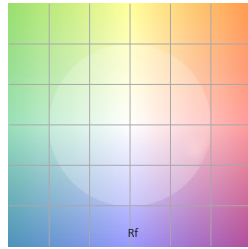
Q-CAP Flexible Fixtures



BLUE ENC/CL



CRI: 0.0
CRI R9: 0.0
TM30 Rf: 0.0
TM30 Rg: 0.0
CQS: 0.0
X: 0.142
Y: 0.069
U: 0.161
V: 0.116
Δuv: n/a



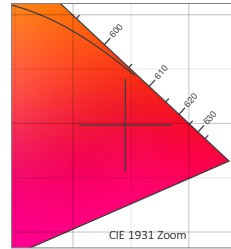

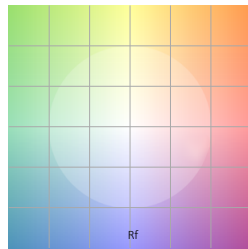
R1	R2	R3	R4	R5	R6	R7	R8	R9	R10	R11	R12	R13	R14	R15	
0.0	0.0	0.0	0.0	0.0	0.0	0.0	0.0	0.0	0.0	0.0	0.0	0.0	0.0	0.0	
Q1	Q2	Q3	Q4	Q5	Q6	Q7	Q8	Q9	Q10	Q11	Q12	Q13	Q14	Q15	
0.0	0.0	0.0	0.0	0.0	0.0	0.0	0.0	0.0	0.0	0.0	0.0	0.0	0.0	0.0	
C1	C2	C3	C4	C5	C6	C7	C8	C9	C10	C11	C12	C13	C14	C15	C16
0.0	0.0	0.0	0.0	0.0	0.0	0.0	0.0	0.0	0.0	0.0	0.0	0.0	0.0	0.0	0.0

TM30			
Hue Bin	R _f	Chroma	Hue
1	0	0%	0%
2	0	0%	0%
3	0	0%	0%
4	0	0%	0%
5	0	0%	0%
6	0	0%	0%
7	0	0%	0%
8	0	0%	0%
9	0	0%	0%
10	0	0%	0%
11	0	0%	0%
12	0	0%	0%
13	0	0%	0%
14	0	0%	0%
15	0	0%	0%
16	0	0%	0%

RED ENC/CL



CRI: 0.0
CRI R9: 0.0
TM30 Rf: 0.0
TM30 Rg: 0.0
CQS: 0.0
X: 0.645
Y: 0.298
U: 0.488
V: 0.338
Δuv: n/a



R1	R2	R3	R4	R5	R6	R7	R8	R9	R10	R11	R12	R13	R14	R15	
0.0	0.0	0.0	0.0	0.0	0.0	0.0	0.0	0.0	0.0	0.0	0.0	0.0	0.0	0.0	
Q1	Q2	Q3	Q4	Q5	Q6	Q7	Q8	Q9	Q10	Q11	Q12	Q13	Q14	Q15	
0.0	0.0	0.0	0.0	0.0	0.0	0.0	0.0	0.0	0.0	0.0	0.0	0.0	0.0	0.0	
C1	C2	C3	C4	C5	C6	C7	C8	C9	C10	C11	C12	C13	C14	C15	C16
0.0	0.0	0.0	0.0	0.0	0.0	0.0	0.0	0.0	0.0	0.0	0.0	0.0	0.0	0.0	0.0

TM30			
Hue Bin	R _f	Chroma	Hue
1	0	0%	0%
2	0	0%	0%
3	0	0%	0%
4	0	0%	0%
5	0	0%	0%
6	0	0%	0%
7	0	0%	0%
8	0	0%	0%
9	0	0%	0%
10	0	0%	0%
11	0	0%	0%
12	0	0%	0%
13	0	0%	0%
14	0	0%	0%
15	0	0%	0%
16	0	0%	0%

- NOTES:**
- CRI R values, only R1-R8 are used to calculate RA CRI values
 - TM30 C values, 16 binned values out of total of 99 C values
 - CQS Q values
 - Data subject to change, all data has +/- 5% tolerance