

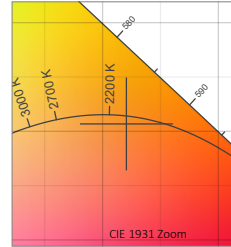
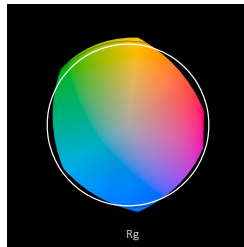
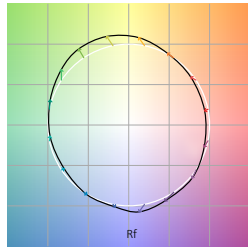
# DW-HE24/5.0 STRIP: Dynamic White - COLOR DATA



## 2000K

2012 K

CRI: 92.8  
 CRI R9: 61.7  
 TM30 Rf: 87.0  
 TM30 Rg: 105.6  
 CQS: 77.2  
 X: 0.521  
 Y: 0.407  
 U: 0.304  
 V: 0.357  
 Δuv: -0.0022



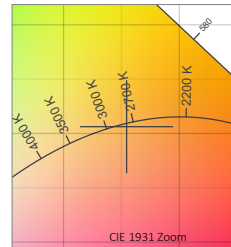
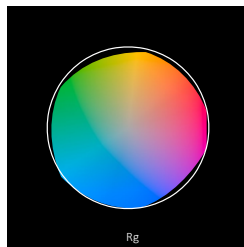
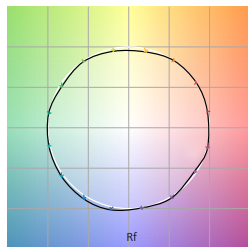
R1	R2	R3	R4	R5	R6	R7	R8	R9	R10	R11	R12	R13	R14	R15	
94.0	97.2	96.8	93.1	93.5	97.4	90.0	80.7	61.7	91.2	94.8	91.7	95.2	96.4	89.3	
Q1	Q2	Q3	Q4	Q5	Q6	Q7	Q8	Q9	Q10	Q11	Q12	Q13	Q14	Q15	
72.7	83.5	79.3	80.4	80.4	74.0	68.9	72.9	84.2	81.3	80.0	78.7	78.6	78.8	76.8	
C1	C2	C3	C4	C5	C6	C7	C8	C9	C10	C11	C12	C13	C14	C15	C16
89.7	86.2	83.0	84.4	86.6	84.4	81.2	85.0	89.5	93.4	90.4	88.2	88.8	73.0	84.8	87.4

TM30			
Hue Bin	R <sub>f</sub>	Chroma	Hue
1	90	-4%	-1%
2	86	-3%	7%
3	83	0%	9%
4	84	8%	9%
5	87	13%	5%
6	84	13%	-1%
7	81	7%	-11%
8	85	1%	-11%
9	90	-2%	-5%
10	93	-4%	1%
11	90	0%	5%
12	88	3%	4%
13	89	8%	-8%
14	73	3%	-15%
15	85	2%	-11%
16	87	-3%	-8%

## 2700K

2746 K

CRI: 97.1  
 CRI R9: 96.3  
 TM30 Rf: 94.1  
 TM30 Rg: 99.8  
 CQS: 95.3  
 X: 0.454  
 Y: 0.406  
 U: 0.261  
 V: 0.350  
 Δuv: -0.0012



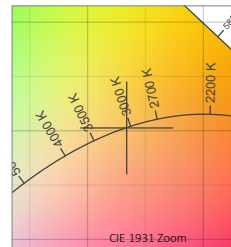
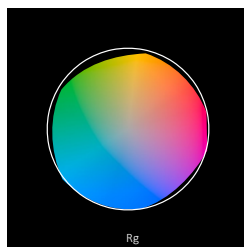
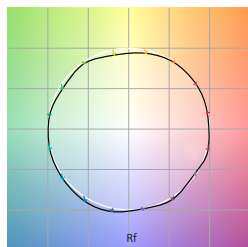
R1	R2	R3	R4	R5	R6	R7	R8	R9	R10	R11	R12	R13	R14	R15	
96.8	97.5	98.9	97.5	96.7	94.6	97.0	97.6	96.3	96.6	94.9	87.0	96.5	98.1	98.1	
Q1	Q2	Q3	Q4	Q5	Q6	Q7	Q8	Q9	Q10	Q11	Q12	Q13	Q14	Q15	
91.7	95.1	95.2	94.9	95.3	96.2	97.2	97.3	97.6	97.3	97.0	96.7	97.3	94.7	93.9	
C1	C2	C3	C4	C5	C6	C7	C8	C9	C10	C11	C12	C13	C14	C15	C16
95.5	97.3	96.3	92.6	95.4	96.9	91.8	96.3	92.9	92.6	93.2	92.3	93.1	93.3	93.2	91.8

TM30			
Hue Bin	R <sub>f</sub>	Chroma	Hue
1	95	-1%	1%
2	97	0%	0%
3	96	0%	-1%
4	93	-4%	-3%
5	95	-4%	0%
6	97	-1%	2%
7	92	-3%	4%
8	96	1%	2%
9	93	1%	4%
10	93	3%	5%
11	93	4%	3%
12	92	4%	-3%
13	93	0%	-5%
14	93	2%	-5%
15	93	-2%	1%
16	92	0%	-6%

## 3000K

3045 K

CRI: 97.8  
 CRI R9: 96.0  
 TM30 Rf: 93.0  
 TM30 Rg: 98.9  
 CQS: 95.0  
 X: 0.434  
 Y: 0.403  
 U: 0.249  
 V: 0.347  
 Δuv: -0.0002



R1	R2	R3	R4	R5	R6	R7	R8	R9	R10	R11	R12	R13	R14	R15	
98.1	98.7	98.3	98.3	97.9	96.8	97.0	97.1	96.0	99.2	98.1	83.2	98.1	98.0	97.9	
Q1	Q2	Q3	Q4	Q5	Q6	Q7	Q8	Q9	Q10	Q11	Q12	Q13	Q14	Q15	
90.9	95.5	94.0	92.8	93.6	94.9	98.3	98.1	97.1	97.1	98.0	97.4	97.7	96.1	94.3	
C1	C2	C3	C4	C5	C6	C7	C8	C9	C10	C11	C12	C13	C14	C15	C16
94.7	97.1	96.5	92.4	92.3	96.1	89.7	95.1	91.1	89.0	90.6	92.7	93.9	92.9	91.3	90.7

TM30			
Hue Bin	R <sub>f</sub>	Chroma	Hue
1	95	-1%	1%
2	97	0%	-1%
3	97	0%	-1%
4	92	-4%	-3%
5	92	-7%	0%
6	96	-2%	1%
7	90	-4%	5%
8	95	-1%	3%
9	91	1%	6%
10	89	2%	6%
11	91	4%	6%
12	93	4%	-1%
13	94	0%	-5%
14	93	2%	-4%
15	91	-1%	-1%
16	91	1%	-7%

**NOTES:**

- CRI R values, only R1-R8 are used to calculate RA CRI values
- TM30 C values, 16 binned values out of total of 99 C values
- CQS Q values
- Data subject to change, all data has +/- 5% tolerance

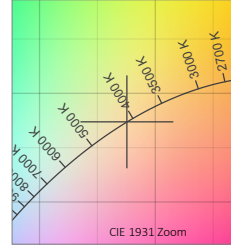
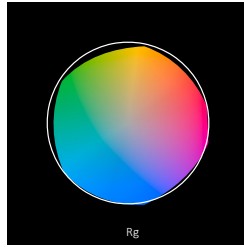
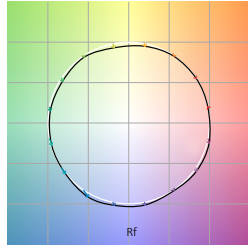
# DW-HE24/5.0 STRIP: Dynamic White - COLOR DATA



## 4000K

4122 K

CRI: 97.5  
 CRI R9: 96.3  
 TM30 Rf: 92.3  
 TM30 Rg: 99.7  
 CQS: 94.8  
 X: 0.375  
 Y: 0.374  
 U: 0.223  
 V: 0.333  
 Δuv: 0.0001



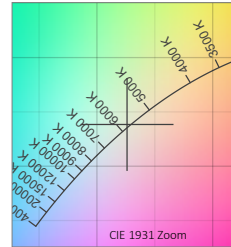
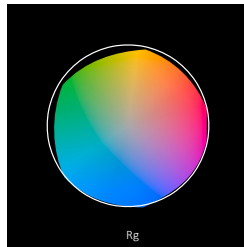
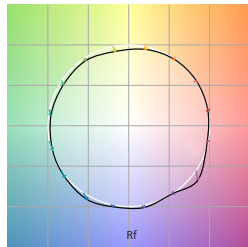
R1	R2	R3	R4	R5	R6	R7	R8	R9	R10	R11	R12	R13	R14	R15	
98.8	99.1	95.4	98.1	96.9	95.5	98.4	97.4	96.3	95.6	97.8	72.2	99.2	96.9	96.1	
Q1	Q2	Q3	Q4	Q5	Q6	Q7	Q8	Q9	Q10	Q11	Q12	Q13	Q14	Q15	
93.2	99.0	89.4	88.4	92.4	95.3	97.3	98.7	97.5	97.9	98.1	99.5	99.3	98.8	96.6	
C1	C2	C3	C4	C5	C6	C7	C8	C9	C10	C11	C12	C13	C14	C15	C16
94.9	97.1	96.1	92.9	91.5	96.1	94.0	92.9	89.3	87.3	86.2	93.1	94.8	94.8	90.3	90.2

TM30			
Hue Bin	R <sub>f</sub>	Chroma	Hue
1	95	0%	1%
2	97	0%	0%
3	96	0%	0%
4	93	-3%	-1%
5	91	-5%	0%
6	96	-2%	1%
7	94	-3%	2%
8	93	-2%	4%
9	89	-1%	8%
10	87	0%	8%
11	86	4%	9%
12	93	3%	3%
13	95	3%	0%
14	95	1%	0%
15	90	3%	-3%
16	90	2%	-5%

## 5500K

5799 K

CRI: 96.7  
 CRI R9: 93.9  
 TM30 Rf: 91.5  
 TM30 Rg: 98.7  
 CQS: 94.2  
 X: 0.326  
 Y: 0.338  
 U: 0.203  
 V: 0.317  
 Δuv: -0.0017



R1	R2	R3	R4	R5	R6	R7	R8	R9	R10	R11	R12	R13	R14	R15	
97.6	98.9	98.0	95.7	95.7	95.2	96.4	96.2	93.9	99.2	97.8	72.1	98.6	98.8	94.2	
Q1	Q2	Q3	Q4	Q5	Q6	Q7	Q8	Q9	Q10	Q11	Q12	Q13	Q14	Q15	
92.0	98.2	90.0	87.1	90.5	93.1	98.2	98.5	98.6	98.8	97.6	98.2	98.8	98.2	96.0	
C1	C2	C3	C4	C5	C6	C7	C8	C9	C10	C11	C12	C13	C14	C15	C16
92.9	96.8	95.2	92.1	89.2	95.3	91.9	88.6	87.8	85.6	86.4	96.8	93.7	94.6	85.2	95.8

TM30			
Hue Bin	R <sub>f</sub>	Chroma	Hue
1	93	0%	1%
2	97	0%	0%
3	95	0%	-1%
4	92	-3%	-3%
5	89	-7%	-2%
6	95	-3%	0%
7	92	-5%	3%
8	89	-3%	6%
9	88	-2%	11%
10	86	1%	9%
11	86	4%	7%
12	97	2%	0%
13	94	3%	-2%
14	95	0%	-2%
15	85	8%	-8%
16	96	-1%	1%

**NOTES:**

- CRI R values, only R1-R8 are used to calculate RA CRI values
- TM30 C values, 16 binned values out of total of 99 C values
- CQS Q values
- Data subject to change, all data has +/- 5% tolerance