

SD-SW24/6.0

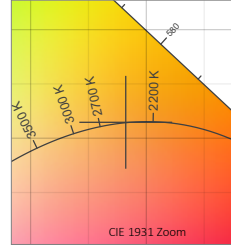
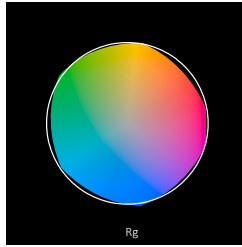
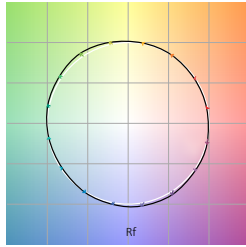
STRIP: Static White - COLOR DATA



2400K

2448 K

CRI: 97.4
 CRI R9: 88.2
 TM30 Rf: 94.9
 TM30 Rg: 102.8
 CQS: 92.0
 X: 0.482
 Y: 0.415
 U: 0.275
 V: 0.355
 Δuv: 0.0002



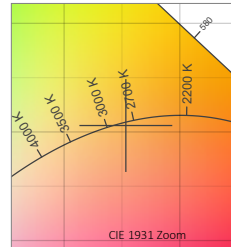
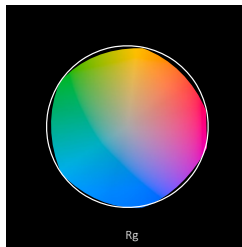
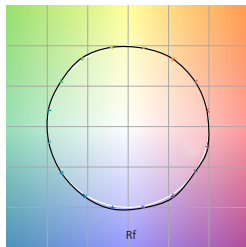
R1	R2	R3	R4	R5	R6	R7	R8	R9	R10	R11	R12	R13	R14	R15	
99.6	98.2	94.1	97.2	98.8	98.2	97.6	95.6	88.2	93.9	95.3	91.1	99.3	95.4	97.3	
Q1	Q2	Q3	Q4	Q5	Q6	Q7	Q8	Q9	Q10	Q11	Q12	Q13	Q14	Q15	
91.1	94.3	90.5	92.8	91.7	88.6	88.9	93.0	94.5	93.2	94.5	95.2	95.5	92.9	92.0	
C1	C2	C3	C4	C5	C6	C7	C8	C9	C10	C11	C12	C13	C14	C15	C16
96.5	97.2	93.9	95.0	95.3	93.2	93.8	94.8	96.4	96.9	94.9	93.3	93.8	91.7	95.3	92.0

TM30			
Hue Bin	R _f	Chroma	Hue
1	96	-1%	-1%
2	97	-1%	1%
3	94	0%	3%
4	95	1%	2%
5	95	3%	3%
6	93	5%	1%
7	94	3%	-2%
8	95	2%	-3%
9	96	0%	-2%
10	97	-1%	0%
11	95	1%	3%
12	93	2%	2%
13	94	4%	-4%
14	92	4%	-4%
15	95	1%	-3%
16	92	1%	-6%

2700K

2759 K

CRI: 98.3
 CRI R9: 95.5
 TM30 Rf: 95.6
 TM30 Rg: 101.9
 CQS: 94.9
 X: 0.453
 Y: 0.406
 U: 0.260
 V: 0.350
 Δuv: -0.0012



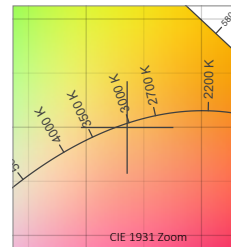
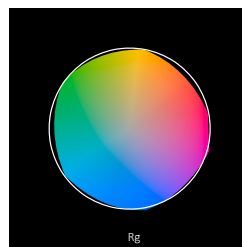
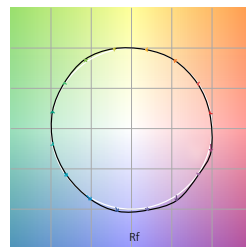
R1	R2	R3	R4	R5	R6	R7	R8	R9	R10	R11	R12	R13	R14	R15	
98.9	99.5	95.8	98.0	99.5	97.9	98.7	98.5	95.5	97.3	96.1	88.5	99.1	96.5	99.5	
Q1	Q2	Q3	Q4	Q5	Q6	Q7	Q8	Q9	Q10	Q11	Q12	Q13	Q14	Q15	
95.7	96.6	91.6	93.0	96.5	94.8	92.6	95.3	96.6	95.5	96.2	97.0	97.4	96.0	96.2	
C1	C2	C3	C4	C5	C6	C7	C8	C9	C10	C11	C12	C13	C14	C15	C16
97.4	98.3	96.2	96.2	95.8	96.0	95.4	98.1	98.0	94.7	92.8	92.9	95.6	93.7	96.1	91.4

TM30			
Hue Bin	R _f	Chroma	Hue
1	97	-1%	0%
2	98	0%	0%
3	96	0%	2%
4	96	-1%	0%
5	96	0%	2%
6	96	2%	1%
7	95	0%	0%
8	98	1%	-1%
9	98	0%	1%
10	95	0%	4%
11	93	2%	5%
12	93	4%	1%
13	96	2%	-2%
14	94	4%	-3%
15	96	0%	-1%
16	91	2%	-7%

3000K

2991 K

CRI: 97.2
 CRI R9: 92.0
 TM30 Rf: 94.4
 TM30 Rg: 102.4
 CQS: 93.7
 X: 0.436
 Y: 0.400
 U: 0.252
 V: 0.346
 Δuv: -0.0016



R1	R2	R3	R4	R5	R6	R7	R8	R9	R10	R11	R12	R13	R14	R15	
99.2	98.0	94.3	97.2	98.2	96.3	97.7	97.1	92.0	93.4	96.4	84.6	99.0	95.8	98.8	
Q1	Q2	Q3	Q4	Q5	Q6	Q7	Q8	Q9	Q10	Q11	Q12	Q13	Q14	Q15	
95.8	97.7	88.9	90.7	94.6	93.2	90.9	94.7	96.1	94.0	94.6	95.7	96.8	96.1	95.9	
C1	C2	C3	C4	C5	C6	C7	C8	C9	C10	C11	C12	C13	C14	C15	C16
96.8	97.4	93.6	94.4	94.9	94.5	95.7	97.0	97.1	93.1	90.2	91.2	95.4	92.7	95.9	90.0

TM30			
Hue Bin	R _f	Chroma	Hue
1	97	-1%	-1%
2	97	-1%	1%
3	94	0%	3%
4	94	0%	2%
5	95	2%	3%
6	95	4%	0%
7	96	1%	-1%
8	97	0%	-2%
9	97	-1%	1%
10	93	-1%	4%
11	90	1%	7%
12	91	4%	3%
13	95	3%	-1%
14	93	5%	-3%
15	96	1%	-2%
16	90	2%	-8%

NOTES:

- CRI R values, only R1-R8 are used to calculate RA CRI values
- TM30 C values, 16 binned values out of total of 99 C values
- CQS Q values
- Data subject to change, all data has +/- 5% tolerance

SD-SW24/6.0

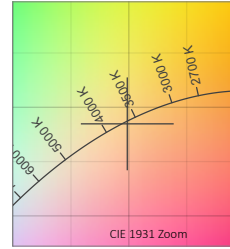
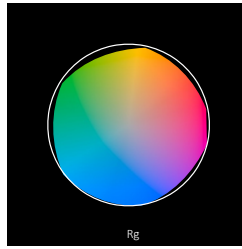
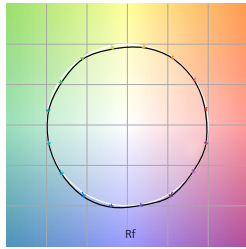
STRIP: Static White - COLOR DATA



3500K

3606 K

CRI: 97.4
 CRI R9: 86.9
 TM30 Rf: 93.8
 TM30 Rg: 99.1
 CQS: 96.3
 X: 0.399
 Y: 0.385
 U: 0.234
 V: 0.339
 Δuv: -0.0011



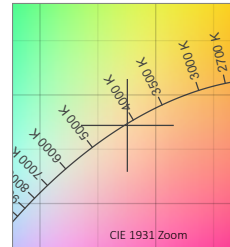
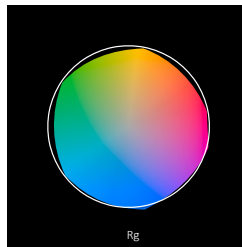
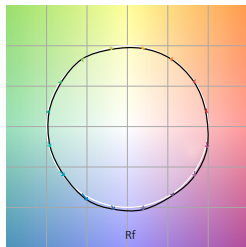
R1	R2	R3	R4	R5	R6	R7	R8	R9	R10	R11	R12	R13	R14	R15	
98.7	99.4	99.3	97.8	98.0	96.8	95.9	93.6	86.9	99.7	99.1	83.8	99.7	99.5	97.2	
Q1	Q2	Q3	Q4	Q5	Q6	Q7	Q8	Q9	Q10	Q11	Q12	Q13	Q14	Q15	
93.7	97.9	94.0	93.2	95.3	97.2	98.6	98.2	99.6	99.3	98.6	98.2	97.9	96.0	95.3	
C1	C2	C3	C4	C5	C6	C7	C8	C9	C10	C11	C12	C13	C14	C15	C16
94.4	96.8	96.8	95.2	94.0	97.1	94.1	95.3	92.8	90.9	90.9	92.5	94.2	91.8	91.5	91.0

TM30			
Hue Bin	R _f	Chroma	Hue
1	94	-2%	1%
2	97	-1%	0%
3	97	0%	1%
4	95	-2%	-2%
5	94	-4%	-1%
6	97	-2%	1%
7	94	-3%	3%
8	95	-1%	3%
9	93	0%	5%
10	91	1%	6%
11	91	4%	5%
12	92	4%	0%
13	94	1%	-4%
14	92	3%	-6%
15	92	0%	-4%
16	91	0%	-5%

4000K

4109 K

CRI: 97.0
 CRI R9: 92.7
 TM30 Rf: 93.1
 TM30 Rg: 100.6
 CQS: 94.6
 X: 0.375
 Y: 0.372
 U: 0.224
 V: 0.332
 Δuv: -0.0008



R1	R2	R3	R4	R5	R6	R7	R8	R9	R10	R11	R12	R13	R14	R15	
98.2	97.7	94.6	97.8	96.8	94.4	98.7	97.6	92.7	92.7	96.6	75.2	98.5	96.4	97.6	
Q1	Q2	Q3	Q4	Q5	Q6	Q7	Q8	Q9	Q10	Q11	Q12	Q13	Q14	Q15	
96.1	99.5	88.0	88.4	93.5	96.0	95.5	97.8	97.2	95.9	96.1	97.5	98.5	97.8	97.4	
C1	C2	C3	C4	C5	C6	C7	C8	C9	C10	C11	C12	C13	C14	C15	C16
95.2	96.9	94.7	94.1	93.4	96.7	96.3	95.3	92.4	89.2	86.4	91.4	94.3	95.3	90.7	90.1

TM30			
Hue Bin	R _f	Chroma	Hue
1	95	-1%	0%
2	97	-1%	0%
3	95	-1%	2%
4	94	-2%	1%
5	93	-2%	1%
6	97	1%	0%
7	96	-2%	1%
8	95	-2%	2%
9	92	-2%	5%
10	89	-1%	7%
11	86	3%	9%
12	91	4%	4%
13	94	5%	-1%
14	95	2%	0%
15	91	3%	-5%
16	90	2%	-6%

NOTES:

- CRI R values, only R1-R8 are used to calculate RA CRI values
- TM30 C values, 16 binned values out of total of 99 C values
- CQS Q values
- Data subject to change, all data has +/- 5% tolerance