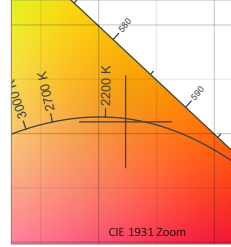
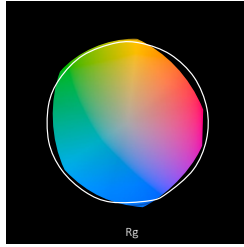
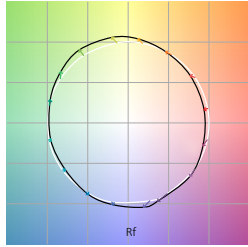


### 2000K

2015 K

CRI: 92.7  
 CRI R9: 59.4  
 TM30 Rf: 88.2  
 TM30 Rg: 102.9  
 CQS: 79.4  
 X: 0.523  
 Y: 0.411  
 U: 0.304  
 V: 0.358  
 Δuv: -0.0009



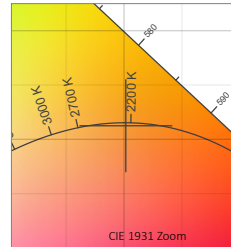
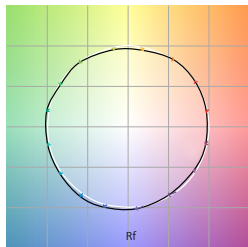
R1	R2	R3	R4	R5	R6	R7	R8	R9	R10	R11	R12	R13	R14	R15	
93.5	96.9	97.2	93.3	93.0	97.5	90.1	79.8	59.4	90.8	95.1	90.4	94.6	96.6	88.3	
Q1	Q2	Q3	Q4	Q5	Q6	Q7	Q8	Q9	Q10	Q11	Q12	Q13	Q14	Q15	
75.3	83.6	80.6	81.1	81.6	77.5	74.1	76.9	85.5	82.9	82.3	81.5	81.3	78.6	77.0	
C1	C2	C3	C4	C5	C6	C7	C8	C9	C10	C11	C12	C13	C14	C15	C16
89.0	87.0	85.0	88.5	90.1	87.4	85.6	89.2	92.5	92.7	90.3	88.2	88.2	70.4	84.6	85.8

TM30			
Hue Bin	R <sub>f</sub>	Chroma	Hue
1	89	-5%	-1%
2	87	-4%	5%
3	85	-1%	7%
4	88	4%	6%
5	90	8%	5%
6	87	9%	1%
7	86	5%	-7%
8	89	0%	-7%
9	93	-2%	-3%
10	93	-3%	2%
11	90	1%	5%
12	88	3%	3%
13	88	6%	-9%
14	70	1%	-15%
15	85	0%	-10%
16	86	-4%	-8%

### 2200K

2224 K

CRI: 95.6  
 CRI R9: 88.8  
 TM30 Rf: 93.2  
 TM30 Rg: 99.9  
 CQS: 90.1  
 X: 0.502  
 Y: 0.412  
 U: 0.289  
 V: 0.356  
 Δuv: -0.0009



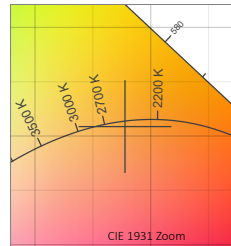
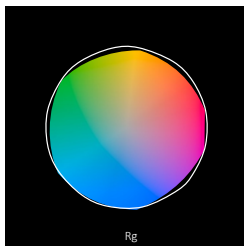
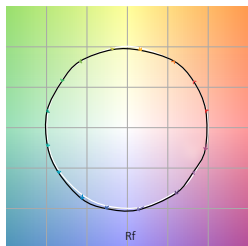
R1	R2	R3	R4	R5	R6	R7	R8	R9	R10	R11	R12	R13	R14	R15	
96.7	96.8	99.0	96.2	95.5	91.3	95.1	94.2	88.8	94.5	91.1	85.6	96.0	98.4	98.7	
Q1	Q2	Q3	Q4	Q5	Q6	Q7	Q8	Q9	Q10	Q11	Q12	Q13	Q14	Q15	
86.7	89.1	91.8	91.7	92.1	91.7	92.2	92.3	91.3	91.4	91.1	91.6	92.3	88.3	88.1	
C1	C2	C3	C4	C5	C6	C7	C8	C9	C10	C11	C12	C13	C14	C15	C16
94.4	96.2	95.2	91.7	95.2	94.7	93.7	94.4	93.3	94.6	92.7	91.1	89.1	82.9	93.8	91.6

TM30			
Hue Bin	R <sub>f</sub>	Chroma	Hue
1	94	-1%	1%
2	96	0%	0%
3	95	0%	-1%
4	92	-4%	-4%
5	95	-3%	0%
6	95	0%	3%
7	94	-2%	3%
8	94	3%	3%
9	93	2%	3%
10	95	2%	2%
11	93	5%	0%
12	91	3%	-4%
13	89	1%	-10%
14	83	-2%	-10%
15	94	-3%	-1%
16	92	-2%	-5%

### 2400K

2456 K

CRI: 96.4  
 CRI R9: 92.3  
 TM30 Rf: 94.0  
 TM30 Rg: 101.1  
 CQS: 93.6  
 X: 0.478  
 Y: 0.409  
 U: 0.275  
 V: 0.353  
 Δuv: -0.0018



R1	R2	R3	R4	R5	R6	R7	R8	R9	R10	R11	R12	R13	R14	R15	
96.7	97.1	99.2	97.0	96.1	93.0	96.0	95.9	92.3	95.5	93.1	87.3	96.2	98.3	99.1	
Q1	Q2	Q3	Q4	Q5	Q6	Q7	Q8	Q9	Q10	Q11	Q12	Q13	Q14	Q15	
91.0	93.0	93.9	94.2	95.0	95.5	93.5	94.1	95.1	95.8	95.6	95.8	95.2	91.8	92.2	
C1	C2	C3	C4	C5	C6	C7	C8	C9	C10	C11	C12	C13	C14	C15	C16
95.4	96.6	95.8	93.2	96.0	95.5	95.6	96.5	94.0	94.7	92.4	91.9	89.8	89.5	94.0	90.7

TM30			
Hue Bin	R <sub>f</sub>	Chroma	Hue
1	95	-1%	1%
2	97	0%	0%
3	96	0%	0%
4	93	-3%	-3%
5	96	-2%	1%
6	95	1%	2%
7	96	-1%	2%
8	96	2%	1%
9	94	1%	3%
10	95	2%	2%
11	92	5%	2%
12	92	3%	-3%
13	90	2%	-8%
14	89	1%	-6%
15	94	-2%	-1%
16	91	0%	-6%

**NOTES:**

- CRI R values, only R1-R8 are used to calculate RA CRI values
- TM30 C values, 16 binned values out of total of 99 C values
- CQS Q values
- Data subject to change, all data has +/- 5% tolerance

# SW24/5.0

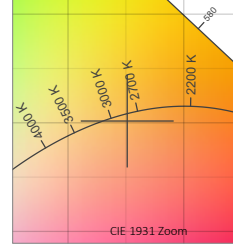
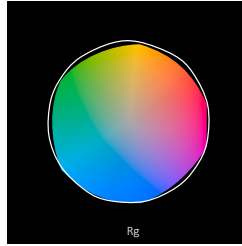
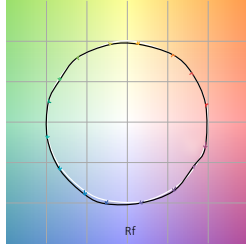
## STRIP: Static White - COLOR DATA



### 2700K

2758 K

CRI: 97.0  
 CRI R9: 94.5  
 TM30 Rf: 94.0  
 TM30 Rg: 101.1  
 CQS: 95.1  
 X: 0.451  
 Y: 0.402  
 U: 0.261  
 V: 0.348  
 Δuv: -0.0026



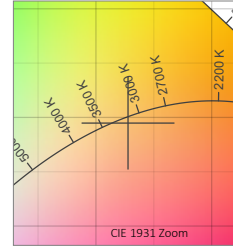
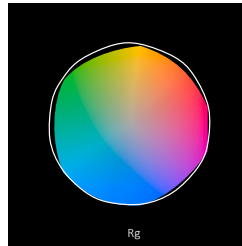
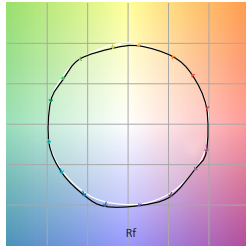
R1	R2	R3	R4	R5	R6	R7	R8	R9	R10	R11	R12	R13	R14	R15	
97.0	97.4	98.9	98.1	97.0	94.3	96.6	96.9	94.5	96.6	95.1	86.6	96.7	98.2	98.5	
Q1	Q2	Q3	Q4	Q5	Q6	Q7	Q8	Q9	Q10	Q11	Q12	Q13	Q14	Q15	
93.3	95.6	93.4	93.7	95.6	97.6	94.4	95.4	97.7	97.0	97.0	97.1	96.7	94.2	94.4	
C1	C2	C3	C4	C5	C6	C7	C8	C9	C10	C11	C12	C13	C14	C15	C16
95.4	97.1	96.1	93.8	95.4	96.6	92.8	97.5	93.8	92.3	92.0	91.2	92.6	91.8	93.3	89.8

TM30			
Hue Bin	R <sub>f</sub>	Chroma	Hue
1	95	-1%	1%
2	97	0%	0%
3	96	0%	0%
4	94	-3%	-2%
5	95	-2%	1%
6	97	1%	1%
7	93	-2%	3%
8	98	1%	1%
9	94	1%	3%
10	92	2%	4%
11	92	4%	4%
12	91	4%	-2%
13	93	1%	-5%
14	92	3%	-5%
15	93	-2%	0%
16	90	1%	-7%

### 3000K

3088 K

CRI: 97.8  
 CRI R9: 95.0  
 TM30 Rf: 93.3  
 TM30 Rg: 100.8  
 CQS: 95.1  
 X: 0.428  
 Y: 0.395  
 U: 0.249  
 V: 0.344  
 Δuv: -0.0024



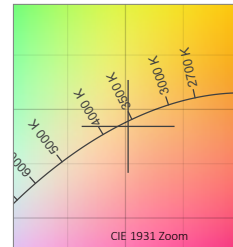
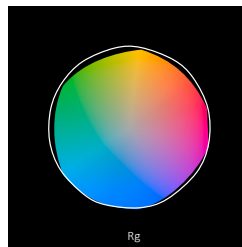
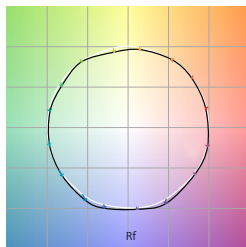
R1	R2	R3	R4	R5	R6	R7	R8	R9	R10	R11	R12	R13	R14	R15	
97.9	98.4	98.2	99.4	98.1	96.0	97.1	97.2	95.0	98.7	97.1	83.9	97.8	98.0	98.3	
Q1	Q2	Q3	Q4	Q5	Q6	Q7	Q8	Q9	Q10	Q11	Q12	Q13	Q14	Q15	
93.5	96.7	91.8	91.8	94.5	97.7	95.1	96.2	97.7	97.0	96.9	97.3	97.3	95.6	95.2	
C1	C2	C3	C4	C5	C6	C7	C8	C9	C10	C11	C12	C13	C14	C15	C16
95.1	97.0	96.1	94.4	92.9	96.9	92.5	97.6	92.4	89.2	89.9	90.8	93.9	91.7	91.2	89.1

TM30			
Hue Bin	R <sub>f</sub>	Chroma	Hue
1	95	-1%	1%
2	97	0%	0%
3	96	0%	1%
4	94	-2%	-1%
5	93	-4%	0%
6	97	0%	1%
7	92	-2%	3%
8	98	0%	1%
9	92	0%	5%
10	89	1%	6%
11	90	3%	5%
12	91	6%	-1%
13	94	1%	-4%
14	92	4%	-4%
15	91	0%	-2%
16	89	2%	-8%

### 3500K

3519 K

CRI: 97.8  
 CRI R9: 94.4  
 TM30 Rf: 91.9  
 TM30 Rg: 99.9  
 CQS: 95.2  
 X: 0.402  
 Y: 0.384  
 U: 0.236  
 V: 0.339  
 Δuv: -0.0022



R1	R2	R3	R4	R5	R6	R7	R8	R9	R10	R11	R12	R13	R14	R15	
98.6	99.3	97.3	98.5	97.8	96.3	97.3	96.8	94.4	98.2	98.1	78.4	99.1	97.7	97.7	
Q1	Q2	Q3	Q4	Q5	Q6	Q7	Q8	Q9	Q10	Q11	Q12	Q13	Q14	Q15	
94.1	98.5	90.6	89.8	93.5	96.6	96.6	97.6	98.4	97.6	97.2	98.0	98.4	97.3	96.4	
C1	C2	C3	C4	C5	C6	C7	C8	C9	C10	C11	C12	C13	C14	C15	C16
93.9	96.5	95.4	93.1	91.4	96.8	92.6	94.6	90.6	86.2	86.3	90.8	94.6	91.2	90.2	89.5

TM30			
Hue Bin	R <sub>f</sub>	Chroma	Hue
1	94	-1%	1%
2	96	0%	0%
3	95	0%	1%
4	93	-2%	-1%
5	91	-5%	0%
6	97	0%	1%
7	93	-3%	3%
8	95	-1%	3%
9	91	0%	6%
10	86	1%	9%
11	86	4%	7%
12	91	4%	1%
13	95	1%	-3%
14	91	5%	-4%
15	90	1%	-3%
16	89	1%	-5%

**NOTES:**

- CRI R values, only R1-R8 are used to calculate RA CRI values
- TM30 C values, 16 binned values out of total of 99 C values
- CQS Q values
- Data subject to change, all data has +/- 5% tolerance

# SW24/5.0

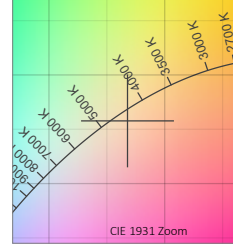
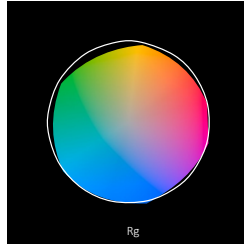
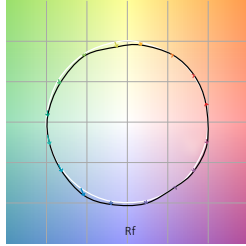
## STRIP: Static White - COLOR DATA



4000K

4237 K

**CRI:** 96.2  
**CRI R9:** 92.2  
**TM30 Rf:** 89.9  
**TM30 Rg:** 99.8  
**CQS:** 93.8  
**X:** 0.368  
**Y:** 0.358  
**U:** 0.224  
**V:** 0.327  
 **$\Delta uv$ :** -0.0053



R1	R2	R3	R4	R5	R6	R7	R8	R9	R10	R11	R12	R13	R14	R15	
95.7	96.7	98.0	97.2	95.6	94.1	96.1	96.2	92.2	96.3	98.2	73.4	95.8	98.2	93.2	
Q1	Q2	Q3	Q4	Q5	Q6	Q7	Q8	Q9	Q10	Q11	Q12	Q13	Q14	Q15	
92.2	98.6	88.8	86.6	90.4	94.2	97.7	98.2	97.5	97.7	96.6	97.4	97.8	96.6	95.1	
C1	C2	C3	C4	C5	C6	C7	C8	C9	C10	C11	C12	C13	C14	C15	C16
91.9	94.5	95.1	90.9	89.1	94.8	91.2	89.0	85.2	83.2	84.2	92.2	92.5	93.7	88.0	87.7

TM30			
Hue Bin	R <sub>f</sub>	Chroma	Hue
1	92	0%	2%
2	94	1%	0%
3	95	0%	0%
4	91	-3%	-2%
5	89	-6%	-1%
6	95	-2%	1%
7	91	-4%	3%
8	89	-2%	6%
9	85	0%	11%
10	83	1%	9%
11	84	5%	8%
12	92	4%	1%
13	92	3%	-2%
14	94	0%	0%
15	88	2%	-3%
16	88	2%	-4%

**NOTES:**

- CRI R values, only R1-R8 are used to calculate RA CRI values
- TM30 C values, 16 binned values out of total of 99 C values
- CQS Q values
- Data subject to change, all data has +/- 5% tolerance