

VEVE-FLAT (01) Linear Fixtures

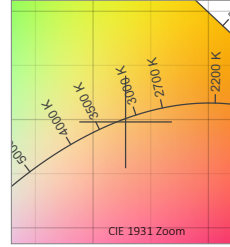
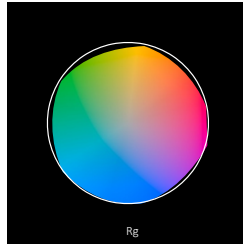
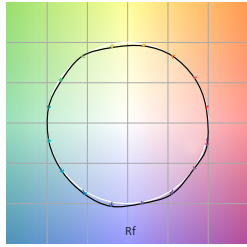


STATIC WHITE - 5.0W/FT

VV1SW-5.0-30-DRY-STD-CL

3104 K

CRI: 98.2
 CRI R9: 95.1
 TM30 Rf: 94.1
 TM30 Rg: 100.7
 CQS: 95.2
 X: 0.428
 Y: 0.398
 U: 0.248
 V: 0.345
 Δuv: -0.0013



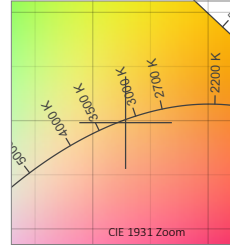
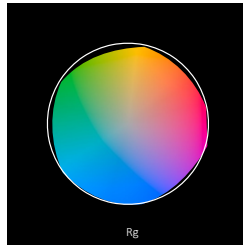
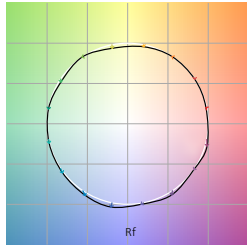
R1	R2	R3	R4	R5	R6	R7	R8	R9	R10	R11	R12	R13	R14	R15	
98.3	99.3	97.0	99.3	98.6	97.0	98.1	97.7	95.1	98.9	97.0	82.9	98.4	97.3	98.4	
Q1	Q2	Q3	Q4	Q5	Q6	Q7	Q8	Q9	Q10	Q11	Q12	Q13	Q14	Q15	
93.5	96.9	91.6	91.9	94.9	97.9	95.3	96.8	97.3	97.0	97.4	98.2	98.3	96.2	95.5	
C1	C2	C3	C4	C5	C6	C7	C8	C9	C10	C11	C12	C13	C14	C15	C16
95.9	97.6	96.7	95.0	93.5	97.2	93.3	98.0	93.6	90.3	90.6	92.0	95.1	92.8	92.3	90.0

TM30			
Hue Bin	R _f	Chroma	Hue
1	96	-1%	1%
2	98	0%	0%
3	97	0%	1%
4	95	-2%	-1%
5	94	-4%	1%
6	97	0%	1%
7	93	-2%	3%
8	98	0%	1%
9	94	0%	5%
10	90	1%	6%
11	91	3%	6%
12	92	5%	0%
13	95	1%	-3%
14	93	4%	-4%
15	92	0%	-2%
16	90	2%	-8%

VV1SW-5.0-30-DRY-STD-FR

3102 K

CRI: 98.2
 CRI R9: 95.4
 TM30 Rf: 94.1
 TM30 Rg: 100.7
 CQS: 95.2
 X: 0.428
 Y: 0.398
 U: 0.248
 V: 0.345
 Δuv: -0.0012



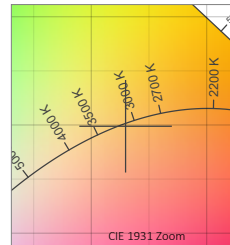
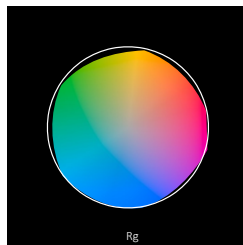
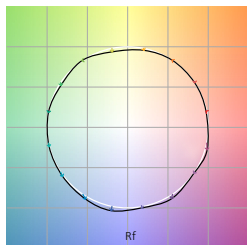
R1	R2	R3	R4	R5	R6	R7	R8	R9	R10	R11	R12	R13	R14	R15	
98.4	99.3	97.1	99.4	98.6	97.1	98.1	97.8	95.4	98.9	97.1	82.9	98.5	97.3	98.4	
Q1	Q2	Q3	Q4	Q5	Q6	Q7	Q8	Q9	Q10	Q11	Q12	Q13	Q14	Q15	
93.5	96.9	91.7	91.9	94.8	97.8	95.4	96.9	97.4	97.1	97.5	98.2	98.3	96.2	95.5	
C1	C2	C3	C4	C5	C6	C7	C8	C9	C10	C11	C12	C13	C14	C15	C16
95.9	97.7	96.7	94.9	93.5	97.2	93.3	97.9	93.5	90.3	90.7	92.1	95.1	92.8	92.3	90.2

TM30			
Hue Bin	R _f	Chroma	Hue
1	96	-1%	1%
2	98	0%	0%
3	97	0%	0%
4	95	-2%	-1%
5	94	-4%	1%
6	97	0%	1%
7	93	-2%	3%
8	98	0%	1%
9	94	0%	5%
10	90	1%	6%
11	91	3%	6%
12	92	5%	0%
13	95	1%	-3%
14	93	4%	-4%
15	92	0%	-2%
16	90	2%	-8%

VV1SW-5.0-30-DRY-STD-PR

3086 K

CRI: 98.2
 CRI R9: 95.4
 TM30 Rf: 94.1
 TM30 Rg: 100.8
 CQS: 95.2
 X: 0.430
 Y: 0.399
 U: 0.248
 V: 0.345
 Δuv: -0.0011



R1	R2	R3	R4	R5	R6	R7	R8	R9	R10	R11	R12	R13	R14	R15	
98.4	99.5	96.7	99.2	98.7	97.1	98.3	97.9	95.4	98.5	96.9	82.5	98.5	97.1	98.4	
Q1	Q2	Q3	Q4	Q5	Q6	Q7	Q8	Q9	Q10	Q11	Q12	Q13	Q14	Q15	
93.6	96.9	91.4	91.8	95.0	97.9	95.2	96.8	97.2	96.9	97.5	98.3	98.4	96.3	95.6	
C1	C2	C3	C4	C5	C6	C7	C8	C9	C10	C11	C12	C13	C14	C15	C16
96.0	97.7	96.6	95.0	93.4	97.2	93.3	98.0	93.7	90.4	90.5	92.0	95.2	92.8	92.3	90.0

TM30			
Hue Bin	R _f	Chroma	Hue
1	96	-1%	1%
2	98	0%	0%
3	97	0%	1%
4	95	-2%	-1%
5	93	-4%	1%
6	97	0%	1%
7	93	-2%	3%
8	98	0%	1%
9	94	0%	4%
10	90	1%	6%
11	91	3%	6%
12	92	5%	0%
13	95	1%	-3%
14	93	4%	-4%
15	92	0%	-2%
16	90	2%	-8%

VEVE-FLAT (01) Linear Fixtures



VV1SW-5.0-30-DRY-STD-DF

3058 K

CRI: 98.2

CRI R9: 94.7

TM30 Rf: 94.2

TM30 Rg: 100.5

CQS: 95.2

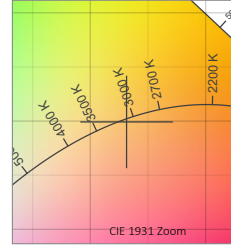
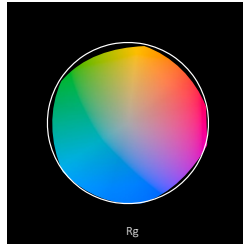
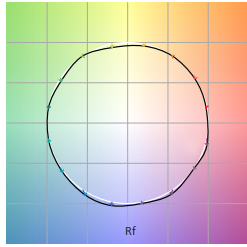
X: 0.431

Y: 0.399

U: 0.249

V: 0.346

Δu_v : -0.0012



R1	R2	R3	R4	R5	R6	R7	R8	R9	R10	R11	R12	R13	R14	R15	
98.5	99.3	97.3	99.4	98.6	97.0	97.9	97.5	94.7	99.1	97.1	83.3	98.5	97.4	98.5	
Q1	Q2	Q3	Q4	Q5	Q6	Q7	Q8	Q9	Q10	Q11	Q12	Q13	Q14	Q15	
93.4	96.7	91.9	92.0	94.8	97.8	95.4	96.7	97.4	97.1	97.5	98.1	98.1	96.1	95.4	
C1	C2	C3	C4	C5	C6	C7	C8	C9	C10	C11	C12	C13	C14	C15	C16
95.8	97.6	96.7	95.0	93.6	97.3	93.4	97.9	93.6	90.5	90.6	92.4	95.0	92.8	92.3	90.3

TM30			
Hue Bin	R _f	Chroma	Hue
1	96	-1%	1%
2	98	0%	0%
3	97	0%	0%
4	95	-2%	-1%
5	94	-4%	1%
6	97	0%	1%
7	93	-2%	3%
8	98	0%	1%
9	94	0%	5%
10	91	1%	6%
11	91	4%	6%
12	92	4%	0%
13	95	1%	-3%
14	93	4%	-4%
15	92	0%	-2%
16	90	2%	-8%