

OUTERBEND

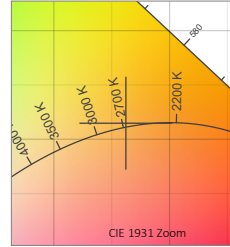
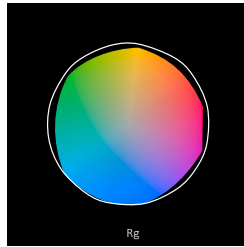
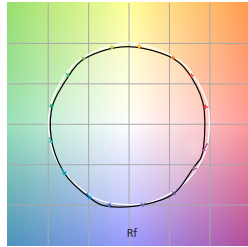
FLEX iQ66: Static White - COLOR DATA



2700K

2702 K

CRI: 92.5
 CRI R9: 58.9
 TM30 Rf: 89.9
 TM30 Rg: 96.4
 CQS: 90.6
 X: 0.462
 Y: 0.415
 U: 0.262
 V: 0.353
 Δuv: 0.0013



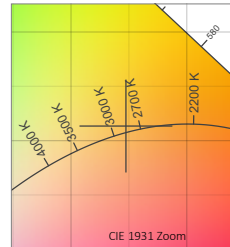
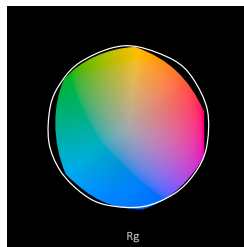
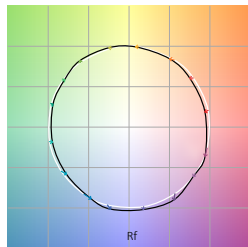
R1	R2	R3	R4	R5	R6	R7	R8	R9	R10	R11	R12	R13	R14	R15	
92.2	96.8	99.0	91.5	91.9	96.8	91.3	80.8	58.9	92.1	92.4	82.4	93.4	99.6	87.6	
Q1	Q2	Q3	Q4	Q5	Q6	Q7	Q8	Q9	Q10	Q11	Q12	Q13	Q14	Q15	
87.3	94.2	91.2	88.5	89.5	90.3	91.6	93.6	95.3	94.0	93.6	92.8	91.9	86.3	87.1	
C1	C2	C3	C4	C5	C6	C7	C8	C9	C10	C11	C12	C13	C14	C15	C16
88.1	91.0	91.8	91.7	94.1	95.3	92.1	93.1	88.8	86.5	88.2	90.0	90.2	86.9	89.7	84.0

TM30			
Hue Bin	R _f	Chroma	Hue
1	88	-5%	1%
2	91	-3%	2%
3	92	-2%	3%
4	92	-4%	-1%
5	94	-4%	1%
6	95	-2%	1%
7	92	-4%	1%
8	93	-2%	3%
9	89	-2%	6%
10	87	0%	8%
11	88	3%	8%
12	90	5%	-1%
13	90	1%	-7%
14	87	2%	-9%
15	90	-4%	-2%
16	84	-4%	-10%

3000K

2908 K

CRI: 91.2
 CRI R9: 65.0
 TM30 Rf: 90.5
 TM30 Rg: 99.3
 CQS: 90.2
 X: 0.447
 Y: 0.413
 U: 0.253
 V: 0.351
 Δuv: 0.0023



R1	R2	R3	R4	R5	R6	R7	R8	R9	R10	R11	R12	R13	R14	R15	
90.7	93.0	94.0	91.7	89.5	90.0	95.1	85.6	65.0	82.9	90.9	74.0	90.8	96.0	88.3	
Q1	Q2	Q3	Q4	Q5	Q6	Q7	Q8	Q9	Q10	Q11	Q12	Q13	Q14	Q15	
90.6	97.0	86.6	86.4	89.1	89.0	89.9	93.0	96.2	92.6	91.5	91.7	91.9	87.7	88.8	
C1	C2	C3	C4	C5	C6	C7	C8	C9	C10	C11	C12	C13	C14	C15	C16
90.6	91.4	87.7	91.7	94.0	95.2	92.9	95.7	92.8	87.3	84.5	87.8	93.6	89.0	92.0	85.8

TM30			
Hue Bin	R _f	Chroma	Hue
1	91	-4%	-1%
2	91	-4%	2%
3	88	-2%	5%
4	92	-1%	4%
5	94	1%	3%
6	95	2%	0%
7	93	-1%	-3%
8	96	-2%	-1%
9	93	-3%	1%
10	87	-3%	7%
11	84	0%	10%
12	88	4%	5%
13	94	3%	-1%
14	89	6%	-5%
15	92	0%	-4%
16	86	-1%	-10%

NOTES:

- CRI R values, only R1-R8 are used to calculate RA CRI values
- TM30 C values, 16 binned values out of total of 99 C values
- CQS Q values
- Data subject to change, all data has +/- 5% tolerance