

VERS-FLUSH-SK (02)

Linear Fixtures - Suspended




Finish

SATIN



BLACK



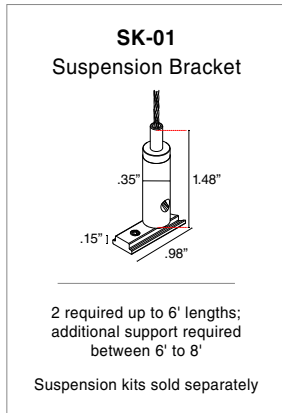
BRONZE



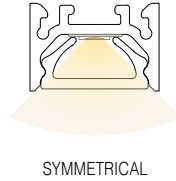
WHITE



Mounting - Hardware



Light Orientation



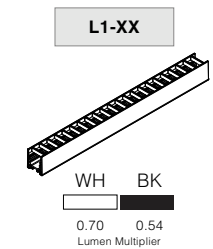
Compatible Accessory



Lens with LED visibility

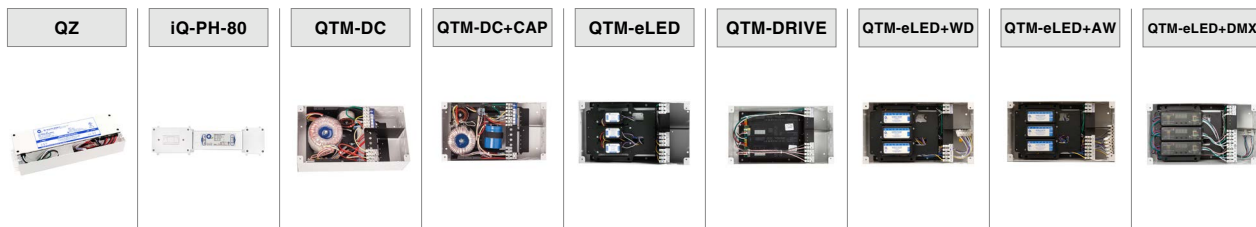


Louver



Compatible Power Supplies

NOTE: Power supply compatibility is dependent on light engine chosen.

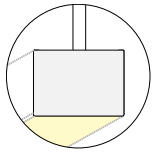


VERS-FLUSH-SK (02)

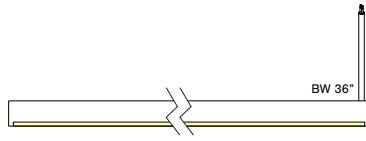
Linear Fixtures - Suspended



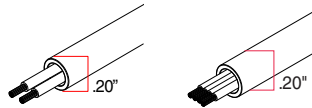
Input/Output



S2 - Input only



Connectors/Wire



SW, SW-HE, SC
wire shown

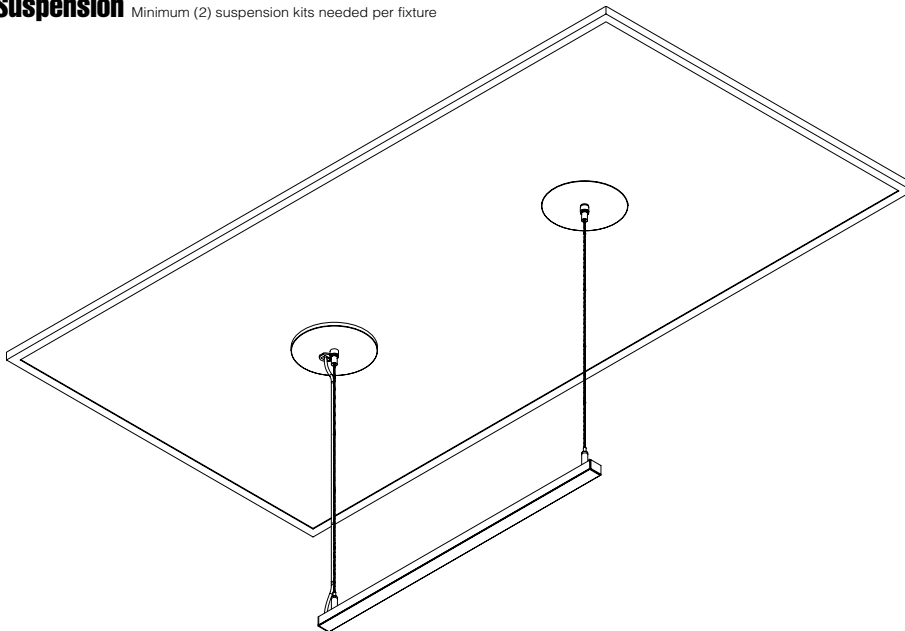
DW, RGB
wire shown

SUSPENSION WIRE

- 22 AWG
- Clear outer jacket
- Metal shield
- DRY / DMP
- 36" Standard length

Suspension

Minimum (2) suspension kits needed per fixture



Close-Up

