

# QTM-eLED+AW

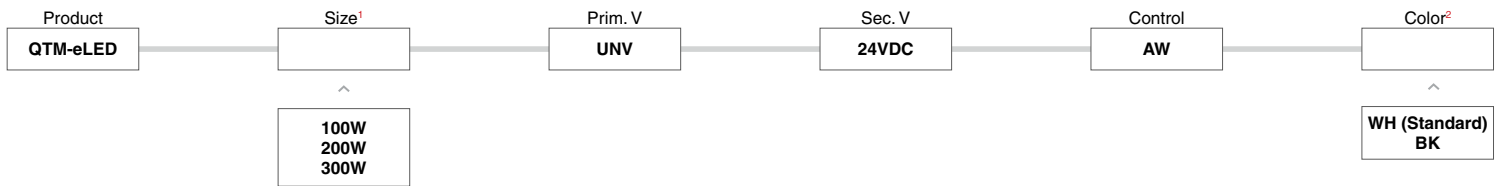
LED POWER SUPPLY 100W-300W



The QTM-eLED+AW is an LED power supply for Adjustable White applications. Utilizing 100W constant voltage LED drivers and Q-Tran's proprietary AW dimming module, the control is provided by two 0-10V inputs: one for intensity and one for color temperature. The QTM-eLED+AW is available in 100-300 watts of output. The housing can be surface or recess mounted.



## Part Number Builder



## Technical Information

### <sup>1</sup> Size

Size	Max Load (Watts)	Secondary Voltage (12/24VDC)	Max Prim Amps @ 120V	Max Prim Amps @ 277V
100W	1x100W	24VDC	0.95A	0.40A
200W	2x100W	24VDC	1.90A	0.80A
300W	3x100W	24VDC	2.85A	1.20A

### <sup>2</sup> Color

**WH** White (Standard)  
**BK** Black Powder Coat Finish

## Voltage Drop Chart

VDC	Watts (W)	10 AWG (5.6mm <sup>2</sup> )	12 AWG (3.3mm <sup>2</sup> )	14 AWG (3.0mm <sup>2</sup> )	16 AWG (1.3mm <sup>2</sup> )	18 AWG (0.78mm <sup>2</sup> )	20 AWG (0.50mm <sup>2</sup> )	22 AWG (0.33mm <sup>2</sup> )	24 AWG (0.22mm <sup>2</sup> )	26 AWG (0.13mm <sup>2</sup> )
		24	17	897'	564'	355'	223'	140'	88'	55'
	25	567'	356'	224'	141'	88'	56'	35'	22'	14'
	40	309'	194'	122'	77'	48'	30'	30'	12'	7'
	80	130'	82'	51'	32'	20'	13'	8'	5'	3'
	100	84'	53'	33'	21'	13'	8'	5'	3'	

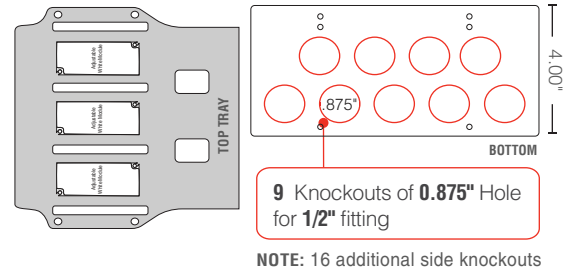
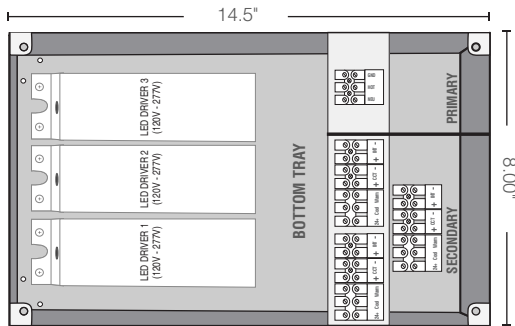
\*Distances are based on a 5% Voltage drop max.

- This product must be installed in accordance with the applicable installation code by a person familiar with the construction and operation of the product and the hazards involved
- If dimming with optional 0-10V dimming module, use a dimmer rated for 0-10V operation



# QTM-eLED+AW

LED POWER SUPPLY 100W-300W



## Housing

- 18 gauge welded steel enclosure: 14.5"W x 8.00"H x 4.00"D
- Door: 15.5"W x 9.00"H
- Knockouts: 25
- Built-in support bracket incorporated to secure housing for surface mounting

## Performance

- Power Supply
  - : Rated for surface mount or recessed use
  - : Fully rated to operate low voltage load at listed wattage (No derating required)
  - : Voltage regulation to 2% or less of rated output voltage
  - : The ability to be dimmed using 0-10V dimming
  - : Universal input range of 120-277 Vrms
- Low Voltage Lighting Systems
  - : CSA Class 3425-15 and Class 3425-95
  - : Short circuit protection (SCP)
  - : Over voltage protection (OVP)
  - : Over current protection (OCP)
  - : Live tested by the manufacture to ensure proper operation
  - : Manufacturer offers a minimum of 5 years warranty
- Terminal blocks is made of tin plated copper with a voltage rating of 300V and a current rating of 40A

- Limited output voltage and current, plus isolation for safe operation
- Q-Tran Proprietary dimming curve
- Controllable with 2x0-10V inputs; CCT and Intensity Control
- Control 2 LED channels
- 0-10V dimming down to 0%
- Fully potted driver(s) for moisture resistance
- Suitable for dry and damp locations
- Suitable for surface or recessed mounting use
- Primary voltage - universal (120-277V)
- Wide operating temperature range: -4°F to 122°F
- Fits up to (3):100W 24 VDC driver(s) and Adjustable White Module
- 5 years warranty
- Driver has Class A sound rating
- Class 2 output
- CSA #239924
  - Low Voltage Lighting Systems
    - : CSA class 3425-15 and class 3425-95
    - : CSA standard C22.2 No. 250.0-08 - Luminaires
    - : ANSI/ UL standard 2108 - Low voltage lighting systems
    - : CSA standard C22.2 No 250.13-14 - Light emitting diode (LED) equipment for lighting applications
    - : ANSI/ UL standard 8750 - Light emitting diode (LED) equipment for use in lighting products



### Specifications

Input	24VDC		
Input Voltage (Vrms)	120	230	277
Input Current, max (Arms)	0.98	0.51	0.43
Inrush Current, max* (Apk)	---	20	---
Input Frequency (Hz)	50/60		
Input Power (W)	177		

Output	3000K	2000K
Output Voltage, nom (V)	24	24
Output Current (A)	2.0	1.5
Output Power (Wmax)	100	100
Dimming 0-10V, max	2mA	

Environmental	Min	Nom	Max
THD (%)	---	---	20
PF (%)	0.90	---	---
Case Temp (°C)	---	---	90

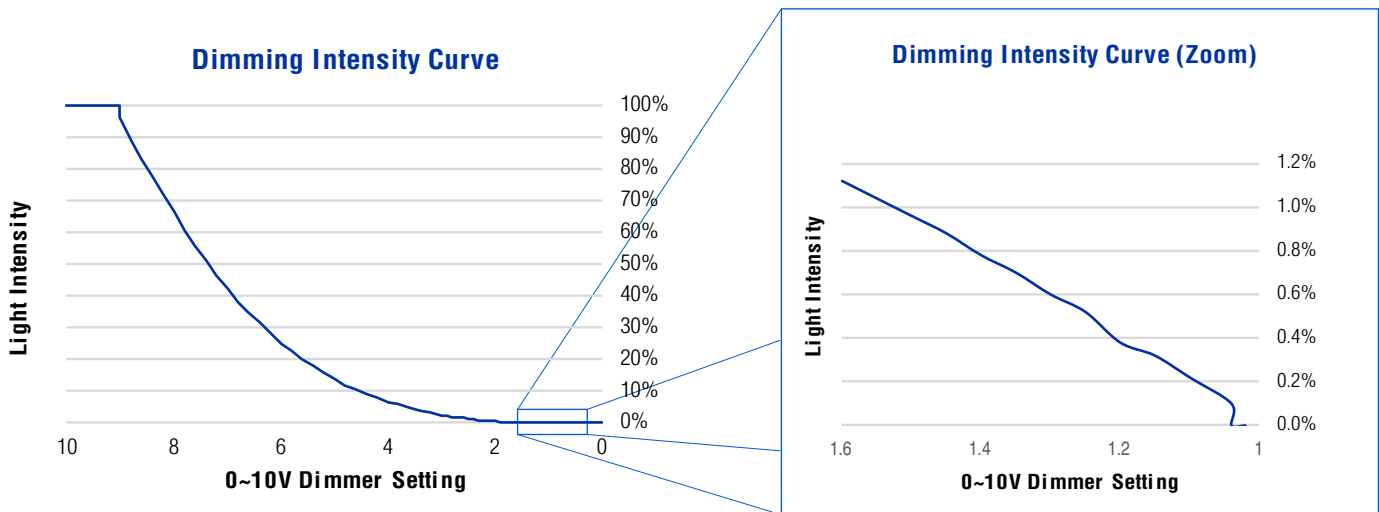
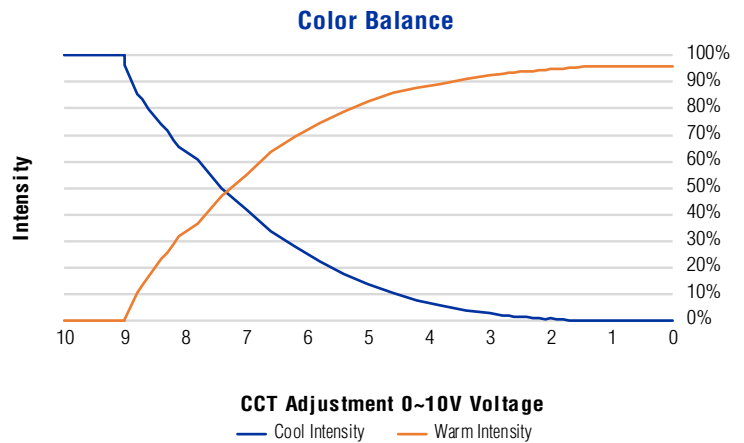
\*- 200us event

### Protections

- Short Circuit Protection (SCP)
- Over Voltage Protection (OVP)
- Over Current Protection (OCP)
- Class 2 Output

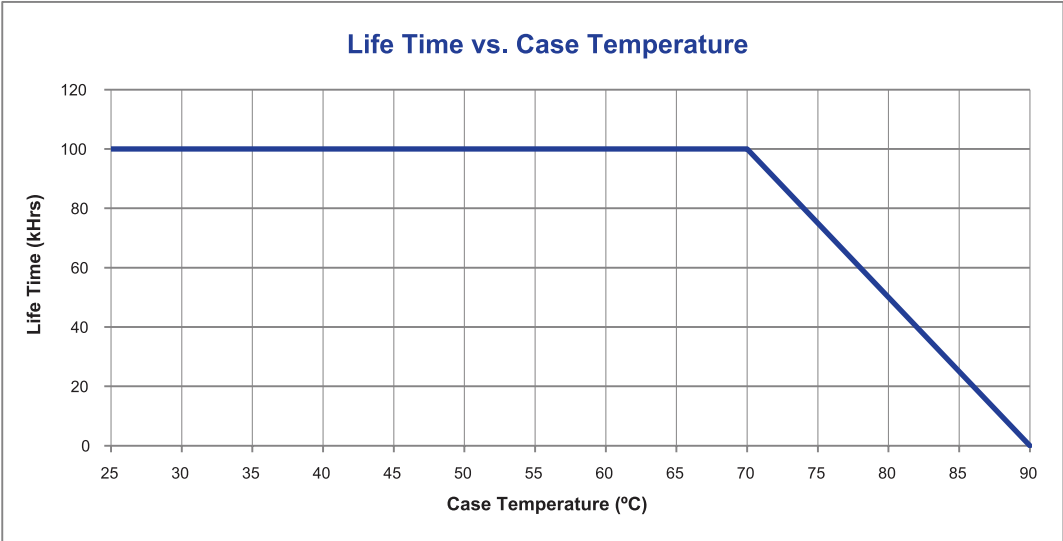
### Compliance

- EMI Spec : FCC 47 Part 15  
: EN61000-3-2
- CSA Certified : UL-2108  
: UL-8750  
: CSA C22.2 No 250.0-08  
: CSA C22.2 No 250.13-14



# QTM-eLED+AW

LED POWER SUPPLY 100W-300W

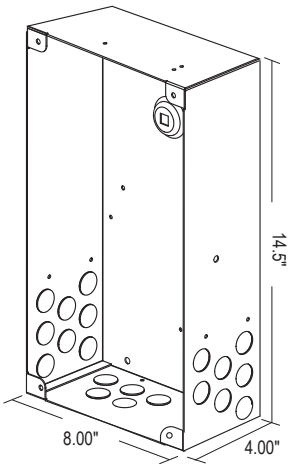


# INSTALLATION

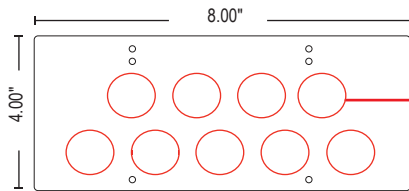
LED POWER SUPPLY - QTM-eLED+AW



## Housing

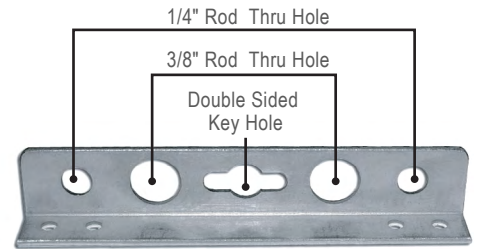


ISOMETRIC VIEW



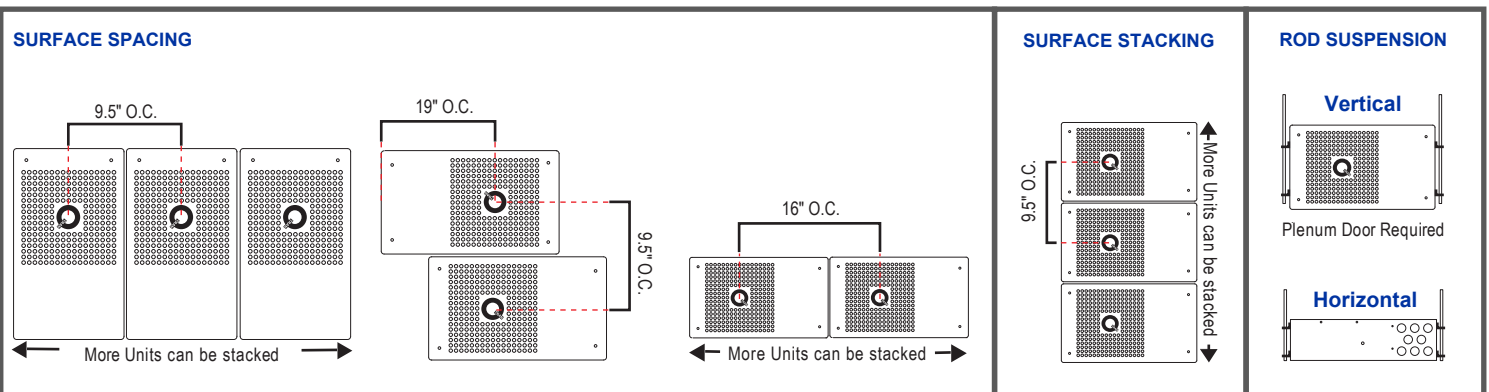
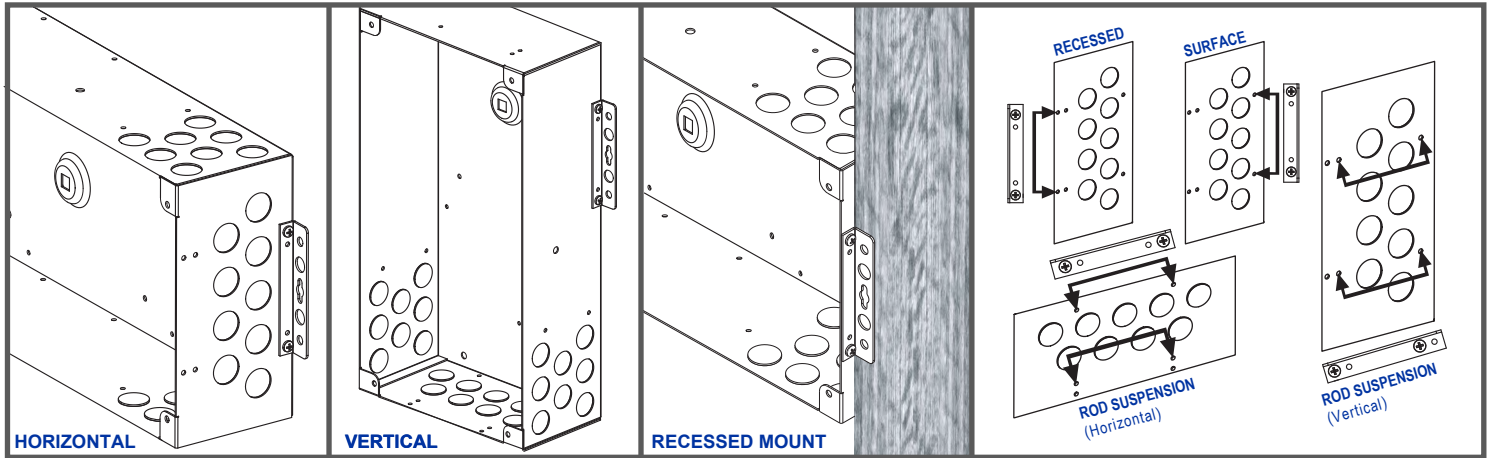
BOTTOM VIEW

0.875" KNOCKOUT 9X  
(FOR 1/2" FITTINGS)



NOTE: Bracket can also be mounted (Top & Bottom) for Vertical Mounts.

## Mounting Options



NOTE: Rods not included.

# INSTALLATION

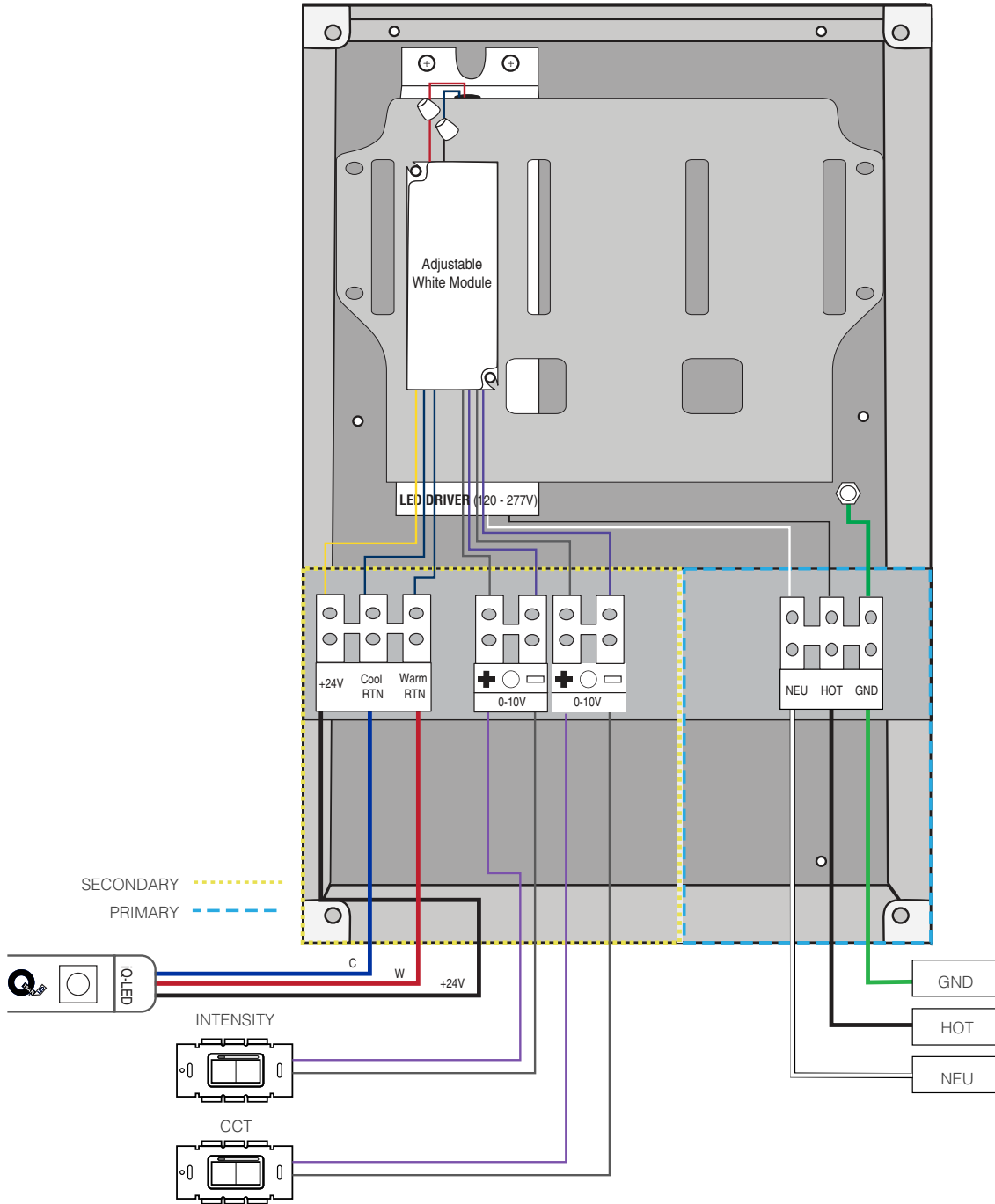
LED POWER SUPPLY - QTM-eLED+AW



## Driver with Dimming Module

### QTM-eLED+AW

: for interior



# INSTALLATION

LED POWER SUPPLY - QTM-eLED+AW



## CSA Requirements

- Suitable for indoor use
- This power supply must be installed according to the National Electric Code and local codes and ordinances and in accordance with applicable installation code by a person familiar with the construction and operation of the product and the hazards involved.
- Wear rubber shoes and work on a sturdy wooden or fiberglass ladder.
- This power supply is to be installed in a location where it is not likely to be contacted by non-electricians.
- To avoid a hazard to children, account for all parts and destroy all packaging materials.

QTM-eLED		INPUT VOLTAGE			OUTPUT VOLTAGE		CONTROL TYPE
		120V			12V	24V	0-10V
<input type="radio"/> <input type="radio"/> <input type="radio"/> <input type="radio"/> <input type="radio"/> <input type="radio"/>	Model	Input Voltage (V)	Input Current (A)	Frequency	Nominal Output Voltage (VDC)	Nominal Output Wattage (W)	WIRE CONNECTION WITHOUT DIMMER
	QTM-eLED-60	120	0.60	50/60	12	60	Red = +24V Blue = -24V
	QTM-eLED-120	120	1.20	50/60	12	120	
	QTM-eLED-180	120	1.80	50/60	12	180	
	QTM-eLED-100	120	0.95	50/60	24	100	WIRE CONNECTION WITH DIMMER Red = +24V White = -24V
	QTM-eLED-200	120	1.90	50/60	24	200	
QTM-eLED-300	120	2.85	50/60	24	300		

- Type Ic Recessed, Inherently Protected  
Type IC ENCASTRE, PROTECTION INHÉRENTE
- For Supply Connections Use Wire Rated For At Least 60 C.
- Suitable For Damp Locations  
CONVIENT AUX EMPLACEMENTS HUMIDES
- 50/60 Cycle
- Class 1 or Class 2

This product must be installed in accordance with the applicable installation code by a person familiar with the construction and operation of the product and the hazards involved.

CE PRODUIT DOIT ÊTRE INSTALLÉ SELON LE CODE D'INSTALLATION PERTINENT, PAR UNE PERSONNE QUI CONNAÎT BIEN LE PRODUIT ET SON FONCTIONNEMENT AINSI QUE LES RISQUES INHÉRENTS.

**WARNING:**  
RISK OF FIRE. IF INSTALLATION INVOLVES RUNNING WIRE THROUGH A BUILDING STRUCTURE, SPECIAL WIRING METHODS ARE NEEDED. CONSULT A QUALIFIED ELECTRICIAN

LOW VOLTAGE LIGHTING SYSTEM

Q-Tran, Inc.  
CLASS: 3425 - 15  
3425 - 95

Q-TRAN, INC.  
MILFORD, CT U.S.A.  
(203) 367-8777  
WWW.Q-TRAN.COM

QTM-eLED		INPUT VOLTAGE			OUTPUT VOLTAGE		CONTROL TYPE
		120V - 277V			12V	24V	0-10V
<input type="radio"/> <input type="radio"/> <input type="radio"/> <input type="radio"/> <input type="radio"/> <input type="radio"/>	Model	Input Voltage (V)	Input Current (A)	Frequency	Nominal Output Voltage (VDC)	Nominal Output Wattage (W)	WIRE CONNECTION WITHOUT DIMMER
	QTM-eLED-60	120 / 277	0.60 / 0.29	50/60	12	60	Red = +24V Blue = -24V
	QTM-eLED-120	120 / 277	1.20 / 0.58	50/60	12	120	
	QTM-eLED-180	120 / 277	1.80 / 0.87	50/60	12	180	
	QTM-eLED-100	120 / 277	0.95 / 0.40	50/60	24	100	WIRE CONNECTION WITH DIMMER Red = +24V White = -24V
	QTM-eLED-200	120 / 277	1.90 / 0.80	50/60	24	200	
QTM-eLED-300	120 / 277	2.85 / 1.20	50/60	24	300		

- Type Ic Recessed, Inherently Protected
- For Supply Connections Use Wire Rated For At Least 60 C.
- Suitable For Damp Locations
- 50/60 Cycle
- Class 1 or Class 2

This product must be installed in accordance with the applicable installation code by a person familiar with the construction and operation of the product and the hazards involved.

**WARNING:**  
RISK OF FIRE. IF INSTALLATION INVOLVES RUNNING WIRE THROUGH A BUILDING STRUCTURE, SPECIAL WIRING METHODS ARE NEEDED. CONSULT A QUALIFIED ELECTRICIAN

LOW VOLTAGE LIGHTING SYSTEM

Q-Tran, Inc.  
CLASS: 3425 - 15  
3425 - 95

Q-TRAN, INC.  
MILFORD, CT U.S.A.  
(203) 367-8777  
WWW.Q-TRAN.COM