

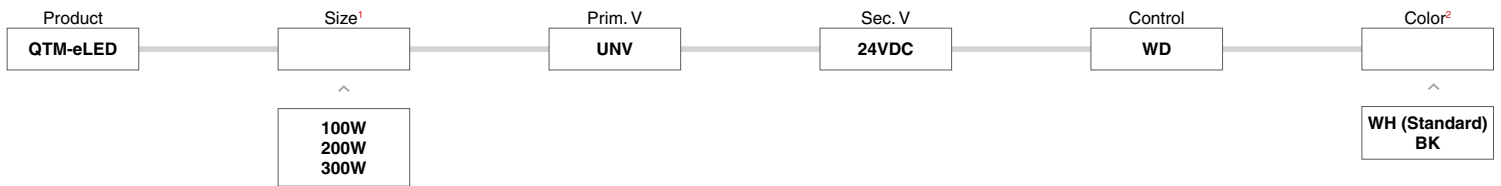
QTM-eLED+WD LED POWER SUPPLY 100W-300W



The QTM-eLED+WD is an LED power supply for Warm Dim applications. Utilizing 100W constant voltage LED drivers and Q-Tran's proprietary WD dimming module, the control is provided by one 0-10V input and warms the LED's as they dim down to simulate incandescent light sources. The QTM-eLED+WD is available in 100-300 watts of output. The housing can be recessed or surface mounted.



Part Number Builder



Technical Information

¹ Size

Size	Max Load (Watts)	Secondary Voltage (12/24VDC)	Max Prim Amps @ 120V	Max Prim Amps @ 277V
100W	1x100W	24VDC	0.95A	0.40A
200W	2x100W	24VDC	1.90A	0.80A
300W	3x100W	24VDC	2.85A	1.20A

² Color

WH White (Standard)
BK Black Powder Coat Finish

Voltage Drop Chart

VDC	Watts (W)	10 AWG (5.6mm ²)	12 AWG (3.3mm ²)	14 AWG (3.0mm ²)	16 AWG (1.3mm ²)	18 AWG (0.78mm ²)	20 AWG (0.50mm ²)	22 AWG (0.33mm ²)	24 AWG (0.22mm ²)	26 AWG (0.13mm ²)
		24	17	897'	564'	355'	223'	140'	88'	55'
	25	567'	356'	224'	141'	88'	56'	35'	22'	14'
	40	309'	194'	122'	77'	48'	30'	30'	12'	7'
	80	130'	82'	51'	32'	20'	13'	8'	5'	3'
	100	84'	53'	33'	21'	13'	8'	5'	3'	

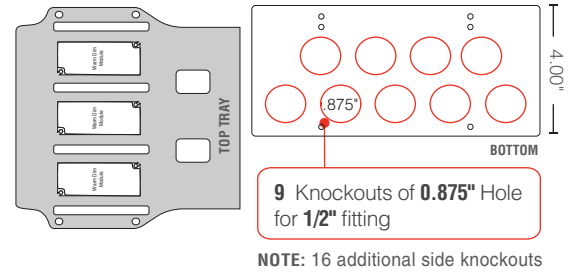
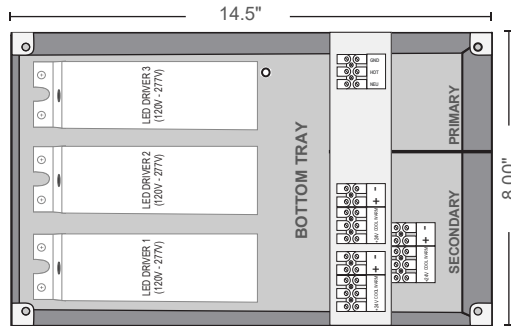
*Distances are based on a 5% Voltage drop max.

- This product must be installed in accordance with the applicable installation code by a person familiar with the construction and operation of the product and the hazards involved
- If dimming with optional 0-10V dimming module, use a dimmer rated for 0-10V operation



QTM-eLED+WD

LED POWER SUPPLY 100W-300W



Housing

- 18 gauge welded steel enclosure: 14.5"W x 8.00"H x 4.00"D
- Door: 15.5"W x 9.00"H
- Knockouts: 25
- Built-in support bracket incorporated to secure housing for surface mounting

Performance

- Power Supply
 - : Rated for surface mount or recessed use
 - : Fully rated to operate low voltage load at listed wattage (No derating required)
 - : Voltage regulation to 2% or less of rated output voltage
 - : The ability to be dimmed using 0-10V dimming
 - : Universal input range of 120-277 Vrms
- Low Voltage Lighting Systems
 - : CSA Class 3425-15 and Class 3425-95
 - : Short circuit protection (SCP)
 - : Over voltage protection (OVP)
 - : Over current protection (OCP)
 - : Live tested by the manufacture to ensure proper operation
 - : Manufacturer offers a minimum of 5 years warranty
- Terminal blocks is made of tin plated copper with a voltage rating of 300V and a current rating of 40A

- Limited output voltage and current, plus isolation for safe operation
- Q-Tran Proprietary dimming curve
- Controllable with 0-10V input for Warm-Dim functionality
- 0-10V dimming down to 0%
- Fully potted driver(s) for moisture resistance
- Suitable for dry and damp locations
- Suitable for surface or recessed mounting use
- Primary voltage - universal (120-277V)
- Wide operating temperature range: -4°F to 122°F
- Fits up to (3): 100W 24 VDC driver(s) and Warm Dim Module
- 5 years warranty
- Driver has Class A sound rating
- Class 2 output
- CSA #239924
 - Low Voltage Lighting Systems
 - : CSA class 3425-15 and class 3425-95
 - : CSA standard C22.2 No. 250.0-08 - Luminaires
 - : ANSI/ UL standard 2108 - Low voltage lighting systems
 - : CSA standard C22.2 No 250.13-14 - Light emitting diode (LED) equipment for lighting applications
 - : ANSI/ UL standard 8750 - Light emitting diode (LED) equipment for use in lighting products





Specifications

Input	24VDC		
Input Voltage (Vrms)	120	230	277
Input Current, max (Arms)	0.98	0.51	0.43
Inrush Current, max* (Apk)	---	20	---
Input Frequency (Hz)	50/60		
Input Power (W)	177		

Output	3000K	2000K
Output Voltage, nom (V)	24	24
Output Current (A)	2.0	1.5
Output Power (Wmax)	100	100
Dimming 0-10V, max	2mA	

Environmental	Min	Nom	Max
THD (%)	---	---	20
PF (%)	0.90	---	---
Case Temp (°C)	---	---	90

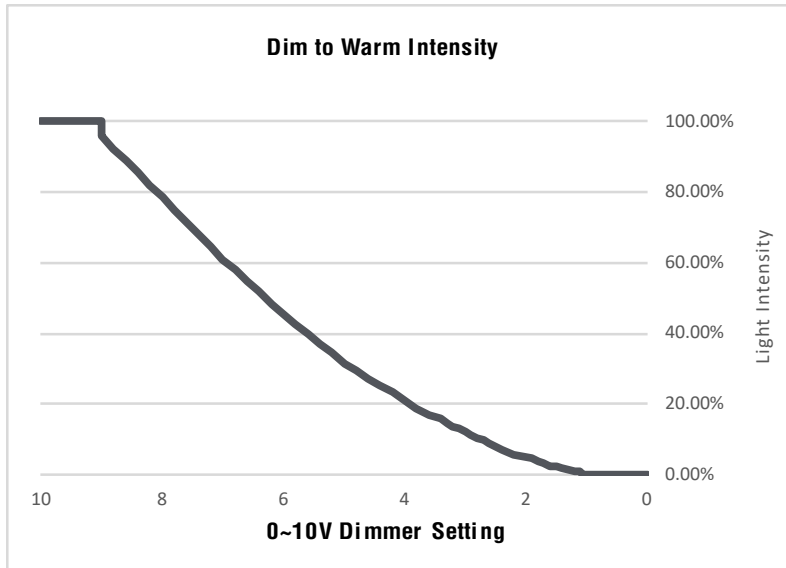
*- 200us event

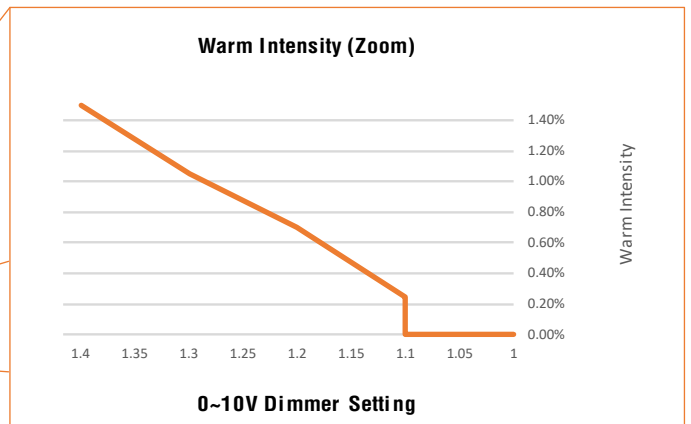
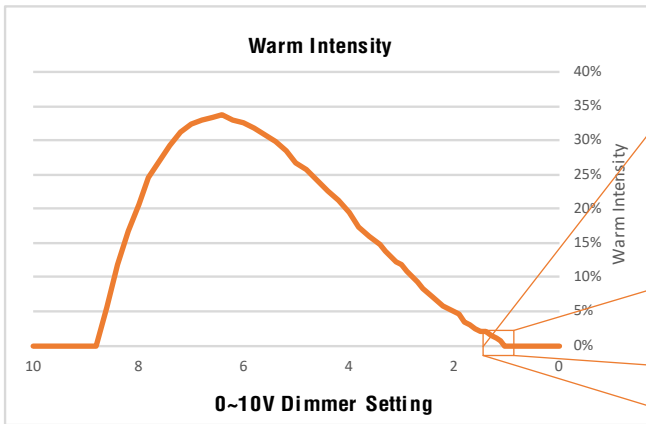
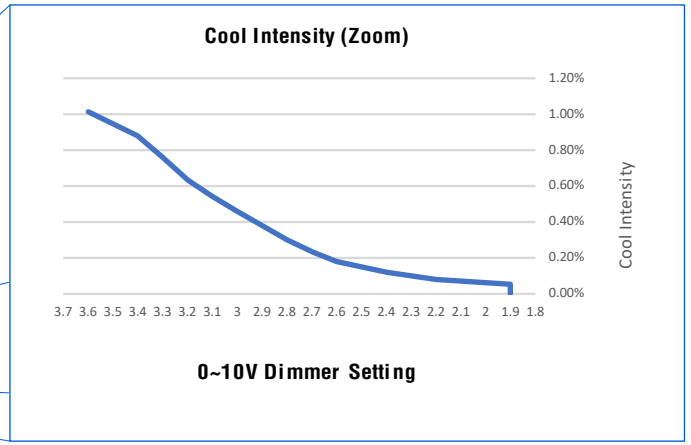
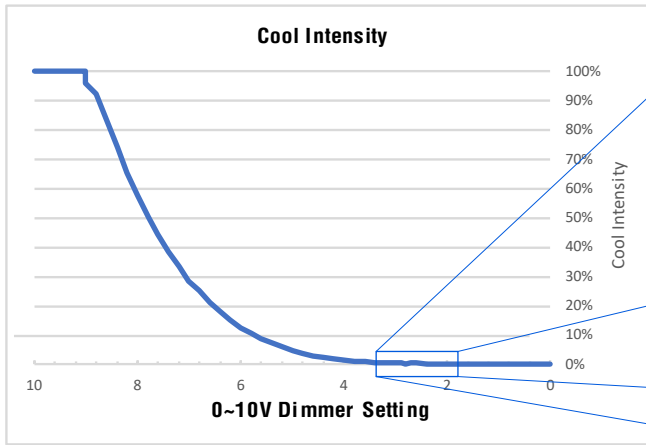
Protections

- Short Circuit Protection (SCP)
- Over Voltage Protection (OVP)
- Over Current Protection (OCP)
- Class 2 Output

Compliance

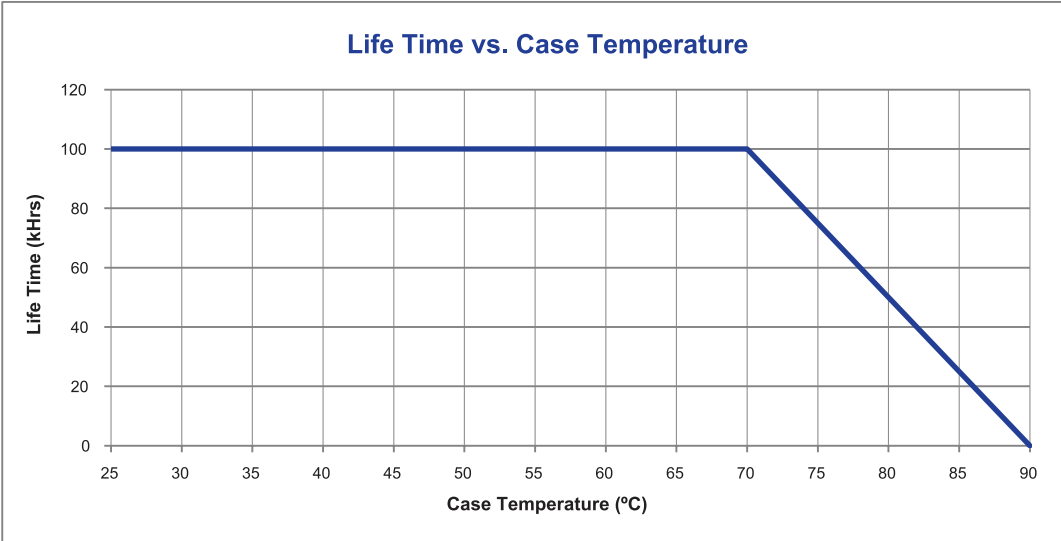
- EMI Spec : FCC 47 Part 15
: EN61000-3-2
- CSA Certified : UL-2108
: UL-8750
: CSA C22.2 No 250.0-08
: CSA C22.2 No 250.13-14





QTM-eLED+WD

LED POWER SUPPLY 100W-300W



INSTALLATION

LED POWER SUPPLY - QTM-eLED+WD



QTM-eLED+WD

: for interior

