



iQ-PH: PHASE CONTROLLED DRIVER

ORDERING GUIDE					
	Watts	Prim. V	Sec. V	Finishes	Option
iQ-PH	80	120	/ 24	<input type="checkbox"/>	<input type="checkbox"/>
				WH: White BK: Black	C&P: Cord & Plug


The **iQ-PH** is an ideal Constant Voltage electronic dimmable power supply for interior or exterior linear LED applications. It is capable of providing full-range 0-100% flicker-free dimming using either forward or reverse phase dimmers. Available in 80W at 24VDC and is UL Listed and Class II Rated. Available finishes are Satin/White and all Black.



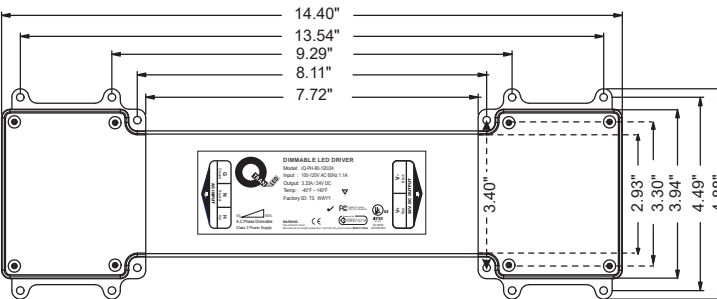
Driver Features

- Wide Dimmer compatibility-supports most phase type dimmers in the market (See chart next page)
- Forward Phase and Reverse Phase Dimmer control or on/off
- Integral wiring compartments for reduced installation costs
- Completely potted design, no venting required
- Energy Star Compliant
- Active Power Factor Correction, PF>0.9
- Built-in protection
 - : SCP (Short Circuit Protection),
 - : OTP (Over Temperature Protection),
 - : OVP (Over Voltage Protection),
 - : OCP (Over Current Protection)
- Operating temperature Range: -40 to +60°C (-40 to +140°F)
- Constant Voltage

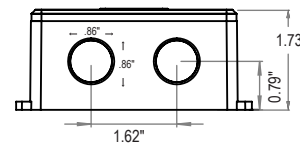
SIDE VIEW



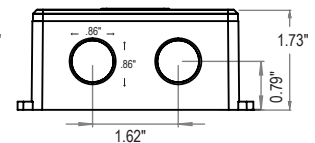
FRONT VIEW



TOP VIEW



BOTTOM VIEW



NOTE: The LED drivers provide a constant voltage output for operating LED systems requiring 24V DC

20190619-V1

MODEL #	CHANNEL OUTPUT	OUTPUT				MAX OUTPUT POWER PER CHANNEL (W)	RATED OUTPUT POWER	
		VOUT (VDC)	Loading Current (w/dimmer) per Channel (A)		Loading Current (w/out) per Channel (A)			
			MIN	MAX	MIN			MAX
iQ-PH-80-120/24	1	24	1.16	3.30	0.17	3.30	79.2	80



SUPPORTED DIMMER LIST

90~120V AC ELV (Reverse phase) & Triac (Forward phase) Dimmer

Brand	Model	Dimmer Rating Power (max)	LED Flicker Free Test*
Lutron	DVCL-153PL (C/L)	600W	Pass
Lutron	TGCL-153P (C/L)	600W	Pass
Lutron	AB-600M-WH (Abella)	600W	Pass (##)
Lutron	D-600RH-DK (Rotary)	600W	Pass
Lutron	D-600R-WH (Rotary)	600W	Pass
Lutron	D-603PG-WH (Rotary)	600W	Pass
Lutron	GL-603PH-DK (GLYDER-3-way)	600W	Pass
Lutron	GL-600-WH (Glyder)	600W	Pass (##)
Lutron	MA-600GH-WH (Ecodim Digital with indicator leds)	500W	Pass (##)
Lutron	MIR-600THW-WH (RC Digital Fade Dimmer)	600W	Pass
Lutron	MS-VP600GHW-WH (Vacancy Sensor w/eco-dim Dimmer)	600W	Pass (##)
Lutron	S-600PH-WH (SKYLARK))	600W	Pass
Lutron	SELV-300PH-WH (SKYLARK-Single Pole)	300W	Pass
Lutron	TG-600PH-WH (Toggle)	600W	Pass
Lutron	TG-603PFH-WH (Toggle-eco-dim)	600W	Pass
Lutron	TT-300NLH-BL	600W	Pass
Cooper Wiring Devices	RI061-A (Rotary Dimmer w/ Non-Present)	600W	Pass
Cooper Wiring Devices	6001	600W	Pass
Cooper Wiring Devices	SLC03P (C/L)	600W	Pass
Cooper Wiring Devices	SI06P (non C/L)	600W	Pass
GE	DI61-271	600W	Pass
GE	DIB61-71	600W	Pass
GE	DIT61-71	600W	Pass
GE	DIT61-S71	600W	Pass
Legrand	V8051	600W	Pass

NOTE: ● ## -5-100% dimming range.

- Flicker tests were carried out to ensure full range, flicker-free dimming from min to full load.
- This is a representative list of dimmers only. Q-Tran makes no specific recommendation on product selection and there are no warranties of performance or compatibility implied. Refer to dimmer manufacturers for further information on LED compatibility. Lutron and their product brand names are registered brand names are registered trademarks.

WIRE LENGTH TABLE

		TOTAL LENGTH								
VDC	WATTS (W)	10 AWG (5.6mm ²)	12 AWG (3.3mm ²)	14 AWG (2.0mm ²)	16 AWG (1.3mm ²)	18 AWG (0.78mm ²)	20 AWG (0.50mm ²)	22 AWG (0.33mm ²)	24 AWG (0.20mm ²)	26 AWG (0.13mm ²)
24	17	940'	591'	372'	234'	147'	92'	58'	37'	23'
	25	629'	396'	249'	157'	98'	62'	39'	24'	15'
	40	384'	242'	152'	96'	60'	38'	24'	15'	9'
	80	180'	113'	71'	45'	28'	18'	11'	7'	4'


*Distances are based on a 5% Voltage drop max.

- This product must be installed in accordance with the applicable installation code by a person familiar with the construction and operation of the product and the hazards involved.

RoHS 2011/95/EU

IP65

FCC Tested To Comply With FCC Standards



SPECIFICATIONS

Input	Min	Nom	Max
▪ Voltage (RMS)	100	120	130
▪ Frequency (Hz)	47	50/60	63
▪ Power Factor	0.9	----	----

Output	Min	Nom	Max
▪ Line Regulation (%)	-10	----	10
▪ Load Regulation (%)	----	----	5

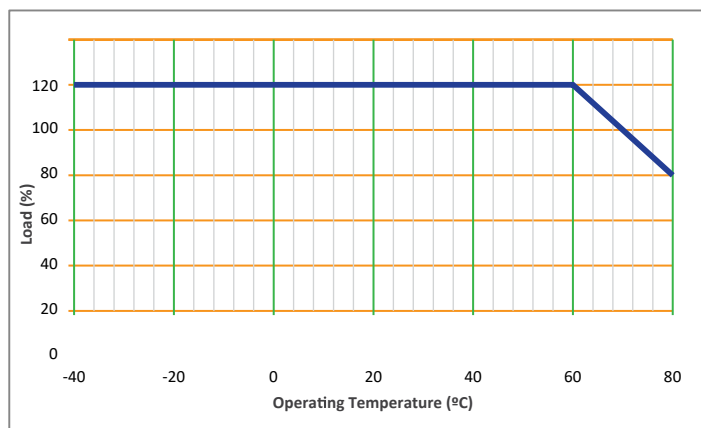
Environmental	Min	Nom	Max
▪ Storage Temperature (°C)	-40	----	85
▪ Operating Temperature (°C)	-40	----	60
▪ Relative Humidity (%)	5	----	95
▪ MTBF (Hours @ 25°C (77°F), Full Load)	80,000	----	----

Protections	
▪ Short Circuit Protection (SCP)	: Hiccup-Mode, Auto-Recovery upon removal of short
▪ Over Voltage Protection (OVP)	: 105% of Voltage (typ) Min
▪ Over Current Protection (OCP)	: Hiccup-Mode
▪ Over Temperature Protection (OTP)	: Shutdown with Auto-Recovery

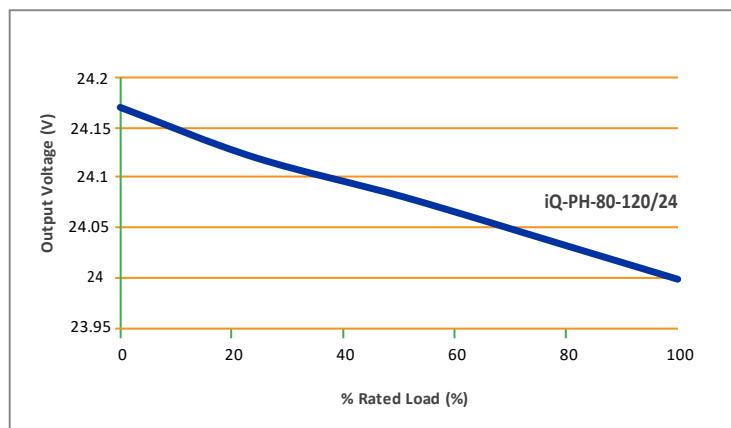
Expected Lifetime	Lifetime
▪ Lifetime (Hours)	65°C : 50,000 75°C : 30,000

Compliance / Safety	
▪ EMI / RFI	: ISPR-22 Class B : FCC part 15 Class B : EN55015, EMC
▪ Safety	: UL 1012, 1310 Class 2, 8750, 879 : CSA C22.2 NO. 107.1 : CE (IEC/EN61347-1, IEC/EN61347-2-13)
▪ IP Rating	: 65

DERATING CURVE



OUTPUT VOLTAGE vs. LOAD





INSTALLATION INSTRUCTION

