

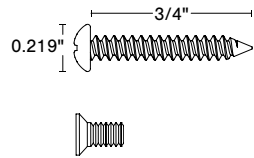
INSTALLATION - PIVOT BRACKET

ACCESSORIES - EXTRUSIONS/FIXTURES



INCLUDED HARDWARE:

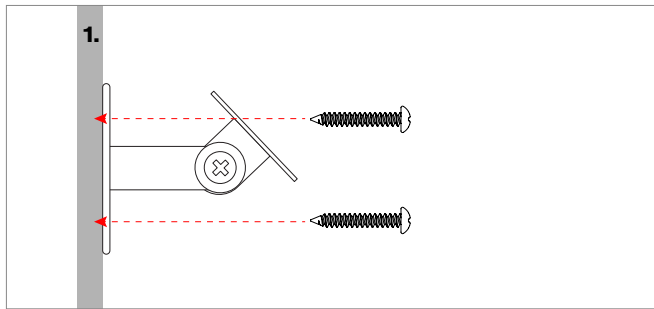
- #4x3/4 Pan Head Screw
- #4-40x3/16 Flat Head Screw



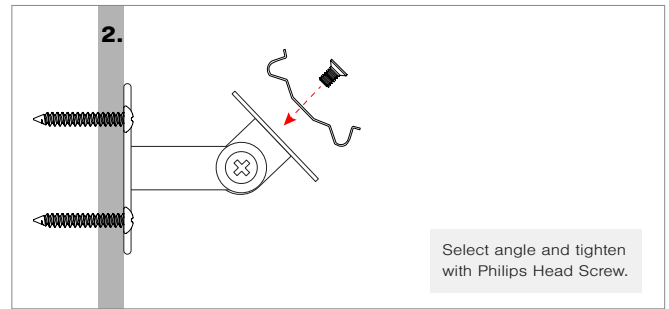
REQUIRED HARDWARE TOOLS:

- Drill
- Screwdriver


MOUNTING



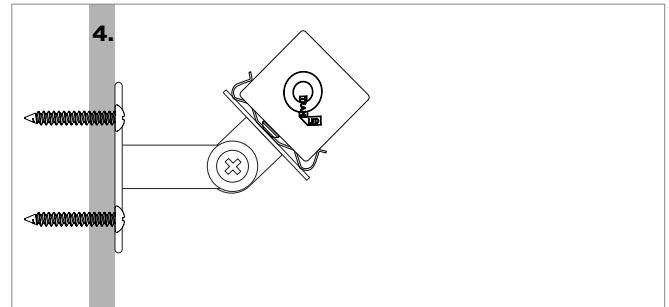
Mount Q-Pivot to surface.



Mount your mounting clip with included screw.



Attach Extrusion or Fixture into the clip.



Finished product.



NOTES: • Field modifications are not covered under Q-Tran warranty