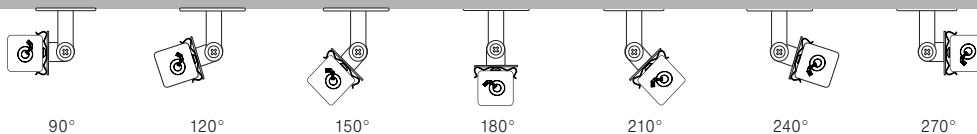


PIVOT BRACKET

ACCESSORIES - EXTRUSIONS/FIXTURES



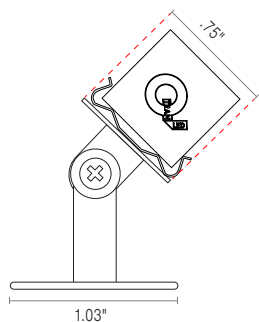
PRODUCT	FINISH	QUANTITY
Q-PIVOT	SST	
	SST - Stainless Steel	Sold in pairs



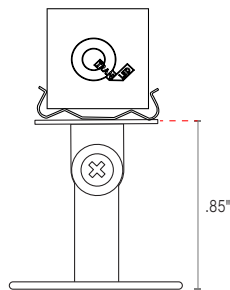
FEATURES

- Install Pivot Bracket to a wall surface
- Clip mounts to Pivot Bracket and adjust to desired angle
- Indoor use only
- Easy to adjust from 90° to 270°
- #4-40x3/16 Flat Head Screw for bracket included
- 2#4x3/4 Pan Head Screw for each bracket included

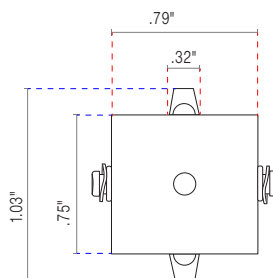
DIMENSIONS



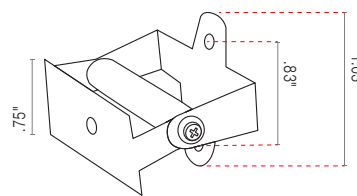
Side View



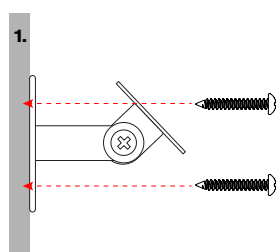
Top View



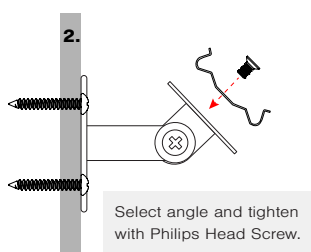
ISO View



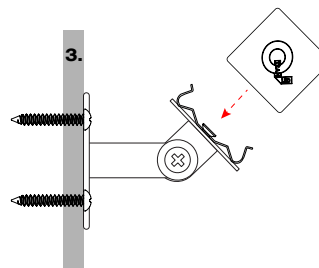
MOUNTING



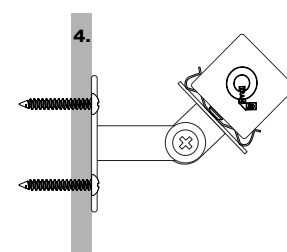
1. Mount Q-Pivot to surface.



2. Mount your mounting clip with included screw.
Select angle and tighten with Philips Head Screw.



3. Attach Extrusion or Fixture into the clip.



4. Finished product.

NOTES: • Field modifications are not covered under Q-Tran warranty

PROJECT NAME	DATE	COMPANY	TYPE	NOTE