

# Q-ANGLE

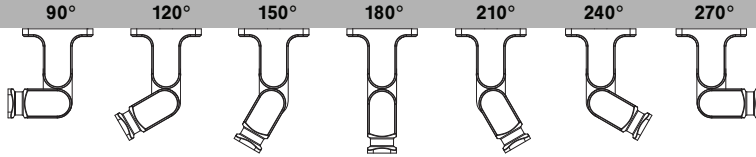
## ACCESSORIES - EXTRUSIONS/FIXTURES



PRODUCT QUANTITY

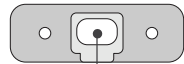
Q-ANGLE

Sold in pairs



### FEATURES

- Mounting accessory for Q-Tran Extrusions
- Offset lighting to illuminate signs, artwork, etc
- Free moving rotating head which can be locked into specific angles
- Preset dial notches for easy adjustments from 90° to 270°
- Wall, ceiling, or floor mounted
- Indoor/Outdoor use



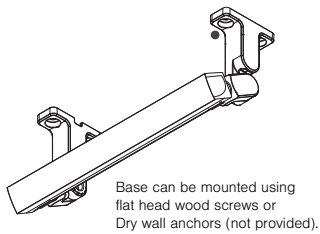
Wire way in base allows for a hidden feed from power supply to fixture

### COMPATIBLE PRODUCTS

Extrusions: ALL  
Fixtures: BOXA, KURV, ZALA

### WEIGHT LIMIT

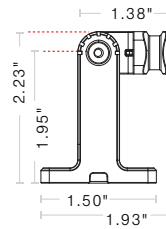
6lbs. per Q-ANGLE



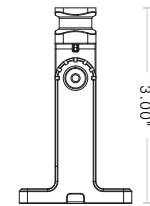
Base can be mounted using flat head wood screws or Dry wall anchors (not provided).

### DIMENSIONS

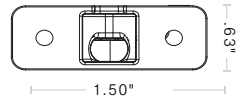
90° BACK VIEW



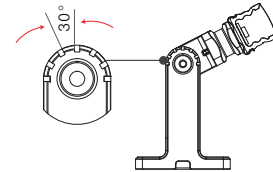
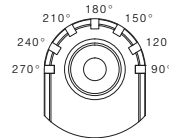
180° BACK VIEW



BASE; BOTTOM VIEW



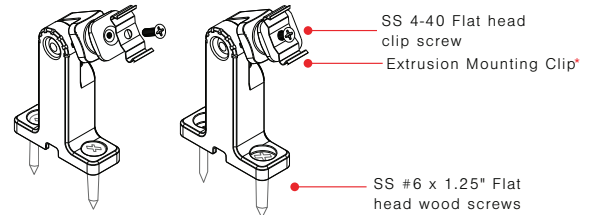
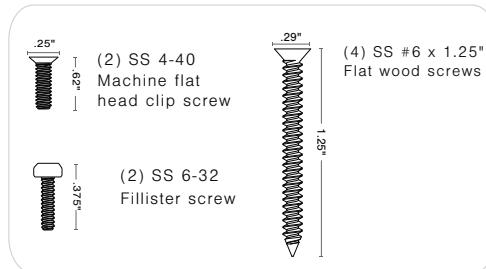
### ANGLE DIAL MARKINGS



- Serrated teeth within the Rotating Head allow the user to select a preset angle. Use a Phillips screw driver to adjust angle.
- 90° and 270° achieved by locking head down at far left and far right.

### INCLUDED PARTS

- 2 Q-ANGLE Assembly
- 4 SS #6 x 1.25" Flat head wood screws
- 2 SS 4-40 Flat head clip screw
- 2 SS 6-32 Fillister screw



\*Mounting clips included with Extrusions. All clips are compatible with Q-Angle. Squeeze clips to ensure tightness.

**NOTES:** • Field modifications are not covered under Q-Tran warranty

PROJECT NAME	DATE	COMPANY	TYPE	NOTE