



Q6S-DC

Housing Dimensions

- 18 - gauge Steel Enclosure:
8.63" L x 5.75" W x 3.10"H
- Knockouts: 5
- Color: White Powder coating (Standard)
- (2) 1/4" threaded rods. (Rods not included)

Toroidal Transformer - Dual Tap (DT)

- (3) Primary taps: 12VDC, 13VDC, 14VDC or 24VDC, 26VDC, 28VDC
- Loads may be connected to one (1) of the primary taps up to the full watt rating of the PSC
- 20% Derating Required
- The advantage is that the PSC can be tapped to recover voltage drop and produce between 85%-100% light output

NOTE: See Voltage Drop Calculator at www.q-tran.com

Secondary Circuit

- Up to three (3) magnetic circuit breaker
- Amps: 2.5A, 4A, 5A, 10A

NOTE: Breakers are sized to the feed load per N.E.C. Article 411 (not to exceed 25 amps per load). All wiring by the electrical contractor must be Class 1 compliant to N.E.C.

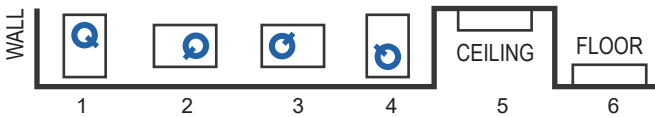
Toroidal Choke

- A Choke or "Debuzzing Coil" reduces noise and in-rush current and is especially helpful when dimming. Choke is standard

NOTE: Suspension rods are purchased separately and not from Q-Tran, Inc.

Mounting

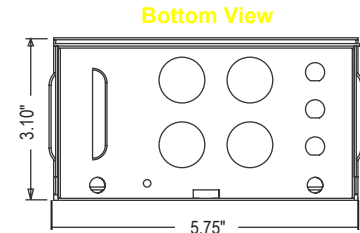
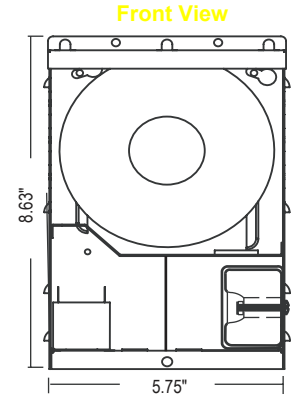
- 6 plane surface mount
- Rod suspension (Two -1/4" threaded rods)



LOW VOLTAGE LIGHTING POWER SUPPLY

- FOR INDOOR USE ONLY
- SURFACE MOUNT ANY POSITION
- SUITABLE FOR DAMP LOCATIONS
- TYPE IC RECESSED, INHERENTLY PROTECTED
- FOR SUPPLY CONNECTIONS USE WIRE RATED FOR AT LEAST 90 °C
- DIMMER, IF USED, MUST BE MAGNETIC LOW VOLTAGE DIMMER
- CERTIFIED TO STANDARDS ANSI/UL 2108
- USE DIMMERS RATED FOR MAGNETIC LOW VOLTAGE LOAD
- MADE IN THE U.S.A.

NOTE: All DC Power Supplies should be de-rated by 20%
: DC Power Supplies may produce flicker when dimming. For optimal dimming performance, use the iQ-PH or DC+CAP products



ORDERING GUIDE						
1	2	3	4	5	6	7
Model	Prim. V	Sec. V	No.	Brk Amp.	Choke	Opt
Q6S-DC	-	/	-	x	+	+
1 Model (Size)	Max Load (Watts)	Fixture Load Volts (12VDC / 24VDC)	Max Prim. Amps @ 120V	Max Prim. Amps @ 277V		
40DC	40W	12 / 24	.33 A	.10 A		
60DC	60W	12 / 24	.50 A	.20 A		
120DC	100W	12 / 24	.80 A	.40 A		
100DC	120W	24	1.0 A	.40 A		
200DC	200W	24	1.7 A	.70 A		
2 Primary Voltage						
120(60Hz) 277(60Hz)						
3 Secondary Voltage					6 Choke	
12V 24V					CK-S 50W-300W	
4 Number of Breakers						
1-3						
5 Secondary Breaker Amperage					7 Options	
AMPS	Max 12V Load	Max 24V Load				
2.5	30W	60W				
4	48W	96W				
5	60W	120W				
10	120W	240W				
					WH White (Standard)	
					BK Black Powder Coat Finish	
					CP Cord & Plug	
Ordering Example						
Q6S-100DC - 120/24 - 1x4 + CK-S						

PROJECT NAME	DATE	COMPANY	TYPE	NOTE