



The QOM-DC is a rectified DC power supply designed for Indoor and Outdoor LED lighting applications. The QOM-DC features five taps on the primary side to recover voltage drop.

The QOM-DC is CSA listed for Indoor and Outdoor use, as well as being rated for wet locations.

### HOUSING

- 18 gauge Welded Steel Enclosure: 9.22"W x 15.4"H x 4.90"D
- Door: 9.27"W x 14.5"H
- Knockouts: 9
- Built-in support bracket incorporated to secure housing for surface mounting

### FEATURES

- Suitable for dry, damp and wet locations
- Suitable for Indoor or Outdoor Use
- Suitable for Use with Submersible Luminaire
- Primary Voltage - 120V or 277V
- Loads maybe connected to one (1) of the primary taps to the full watt rating of the PSC
- 20% Derating Required
- 1-6 magnetic circuit breaker
- Five (5) primary taps provide:
  - : 11V, 12V, 13V, 14V, 15V
  - or** : 22V, 24V, 26V, 28V, 30V
- The advantage is that loads at varying distances from the PSC can be tapped to recover voltage drop and produce between 85%-100% light output
- 10 year warranty
- CSA #239924

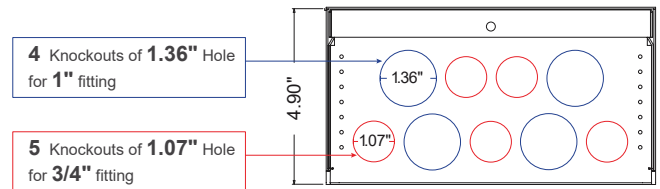

#### Low Voltage Lighting Systems

- : CSA Class 3425-15 and Class 3425-95
- : CSA Standard C22.2 No. 250.0-08 - Luminaires
- : UL 2108 - Low Voltage Lighting Systems
- : CSA Standard C22.2 No. 250.13-14 - Light Emitting Diode (LED) Equipment for Lighting Applications
- : UL 8750 - Light Emitting Diode (LED) Equipment for Use in Lighting Products

#### Landscape Lighting Systems

- : CSA Class 3426-04 and Class 3426-94
- : CSA Standard C22.2 No. 250.7-07 - Extra-Low-Voltage Landscape Lighting Systems
- : UL 1838 - Low Voltage Landscape Lighting Systems
- : CSA Standard C22.2 No. 250.13-14 - Light Emitting Diode (LED) Equipment for Lighting Applications
- : UL 8750 - Light Emitting Diode (LED) Equipment for Use in Lighting Products

**NOTE:** All DC Power Supplies should be de-rated by 20%  
 : DC Power Supplies may produce flicker when dimming. For optimal dimming performance, use the iQ-PH or DC+CAP products



\* For information on this Power Supply please consult the Q-Tran Indoor catalog or visit the Q-Tran website.

ORDERING GUIDE							
Model	Size	Prim. V	Sec	No	Brk Amp	Choke	Opts
<b>QOM</b>	-	-	/	-	x	+	+
<b>1 Size</b>	Max Load (Watts)	Max Energy Rating (Watts)	Max Prim. Amps @ 120V	Max Prim. Amps @ 277V			
60DC	60W	12/24	.67 A	.29 A			
100DC	100W	24	1.1 A	.49 A			
120DC	120W	12	1.3 A	.58 A			
180DC	180W	12	2.0 A	.87 A			
200DC	200W	24	2.3 A	.98 A			
240DC	240W	12	2.7 A	1.2 A			
300DC	300W	24	3.4 A	1.5 A			
360DC	360W	12	4.1 A	1.8 A			
500DC	500W	24	5.6 A	2.4 A			
600DC	600W	24	6.7 A	2.9 A			
<b>2 Primary Voltage</b>							
	120(60Hz)	220 (50/60Hz)*	230 (50/60Hz)*	240 (50/60Hz)*	277(60Hz)		
<b>3 Secondary Voltage</b>				<b>7 Options</b>			
	12VDC	24VDC			<b>BK</b> Black Powder Coat Finish - Standard		
<b>4 Number of Breakers</b>				<b>SS*</b> 316 Marine Grade Stainless Steel			
	1-6			<b>CP*</b> Cord & Plug			
<b>5 Secondary Breaker Amperage</b>							
	AMPS	Max 12V Load	Max 24V Load				
	2.5	30W	60W				
	4	48W	96W				
	5	60W	120W				
	10	120W	240W				
	15	180W	360W				
	20	240W	480W				
	25	300W	600W				
<b>6 Choke</b>							
	<b>CK-S:</b>	50W-300W	<b>CK-L:</b>	360W-600W			
<b>Ordering Example</b>							
<b>QOM-60DC - 120/12 - 1x5 + CK-S</b>							

\* Not Standard, Call Factory For options


**SA** LOW VOLTAGE LIGHTING SYSTEM & LANDSCAPE LIGHTING SYSTEMS  
 CLASS: 3425 - 15 3426 - 04  
 3425 - 95 3426 - 94

2020-01-10-V1

PROJECT NAME	DATE	COMPANY	TYPE	NOTE

# QOM-DC Power Supply (DC and DC+CAP) Installation Instructions

Must be installed by professional contractor



ENLIGHTENED THINKING®



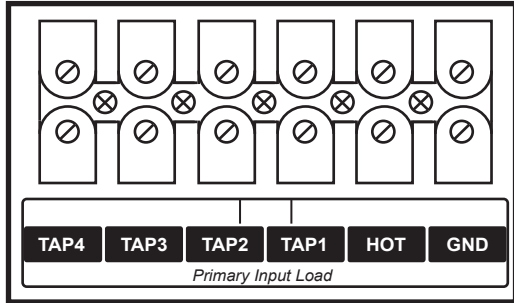
ENLIGHTENED THINKING®

# Installation Instructions

QOM-DC Field Wiring Made Simple

## PRIMARY

Line Voltage



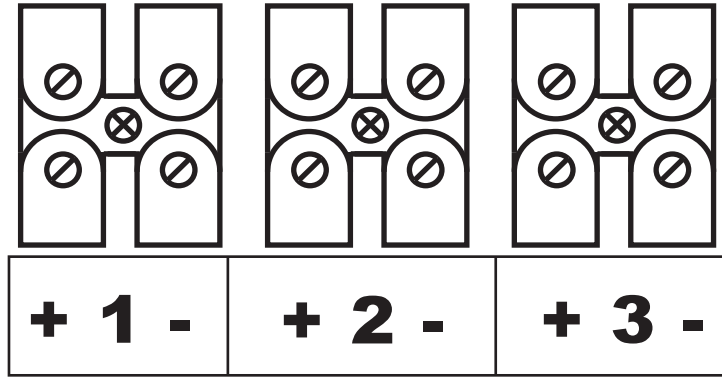
Land Neutral on one tap.  
Choose either tap 1,2,3 or 4

Land Hot

Land Ground

## SECONDARY

Low Voltage



RED = Positive  
YELLOW = Negative

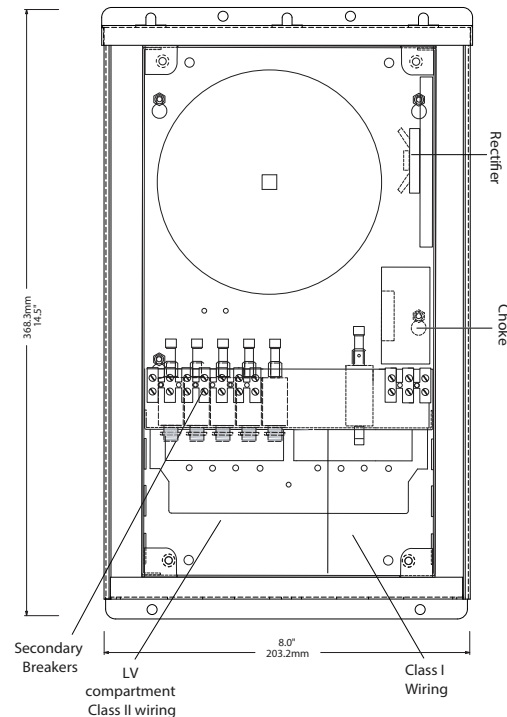
NOTE: Primary Input - connect the 120V hot into block labeled Hot. Connect the neutral wire into Tap 1 - Tap 5 depending on desired output Voltage.(Not to exceed 12V or 24V)

QOM-DC		<input type="radio"/> 120VAC	<input type="radio"/> 230V/50Hz	<input type="radio"/> 277VAC	<input type="radio"/> 12V	<input type="radio"/> 24V	SECONDARY WIRE CONNECTION	
Model	Input Voltage (V)	Input Current (A)	Frequency	Nominal Output Voltage (VDC)	Nominal Output Wattage (W)	+ Red - Yellow		
<input type="radio"/> QOM60	120 / 277	0.65 / 0.28	50/60	12	60			Q-Tran, Inc. 239924 CLASS: 3425 - 15 3425 - 95    <b>Q-TRAN, INC.</b> MILFORD, CT U.S.A. (203) 367-8777 WWW.Q-TRAN.COM
<input type="radio"/> QOM120	120 / 277	1.3 / 0.6	50/60	12	120			
<input type="radio"/> QOM180	120 / 277	2.0 / 0.9	50/60	12	180			
<input type="radio"/> QOM240	120 / 277	2.7 / 1.2	50/60	12	240			
<input type="radio"/> QOM300	120 / 277	3.4 / 1.5	50/60	12	300			
<input type="radio"/> QOM60	120 / 277	0.65 / 0.28	50/60	24	60			
<input type="radio"/> QOM100	120 / 277	1.1 / 0.5	50/60	24	100			
<input type="radio"/> QOM200	120 / 277	2.2 / 1.0	50/60	24	200			
<input type="radio"/> QOM300	120 / 277	3.4 / 1.5	50/60	24	300			
<input type="radio"/> QOM500	120 / 277	5.6 / 2.4	50/60	24	500			
<input type="radio"/> QOM600	120 / 277	6.7 / 2.9	50/60	24	600			

This product must be installed in accordance with the applicable installation code by a person familiar with the construction and operation of the product and the hazards involved.

- WALL MOUNT ONLY
- SUITABLE FOR DAMP LOCATIONS
- 50/60 CYCLE A.C. ONLY
- FOR SUPPLY CONNECTIONS USE WIRE RATED FOR AT LEAST 75 C.
- USE DIMMERS RATED FOR MAGNETIC LOW VOLTAGE LOAD
- MADE IN THE U.S.A.
- ISOLATION TOROIDAL TRANSFORMER

LOW VOLTAGE LUMINAIRE POWER SUPPLY CENTER



Must test all voltage readings with a True RMS Voltage Meter.

# Installation Instructions

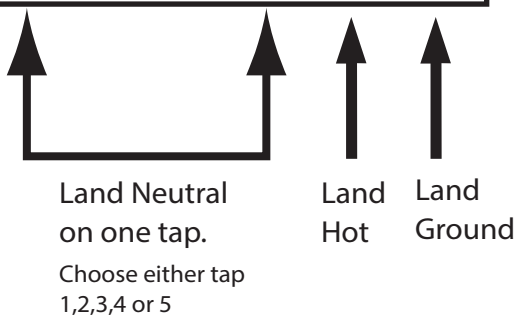
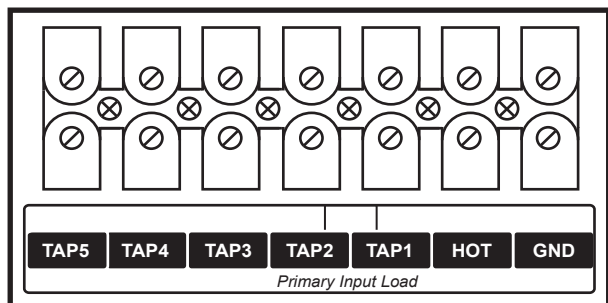


ENLIGHTENED THINKING®

QOM-DC+CAP Field Wiring Made Simple

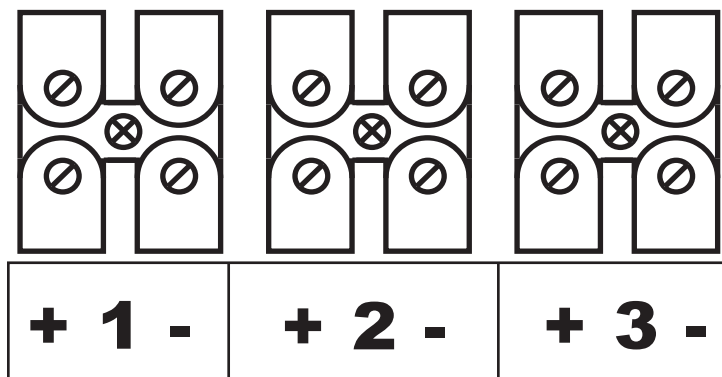
## PRIMARY

Line Voltage



## SECONDARY

Low Voltage



RED = Positive  
YELLOW = Negative

NOTE: Primary Input - connect the 120V hot into block labeled Hot. Connect the neutral wire into Tap 1 - Tap 5 depending on desired output Voltage.(Not to exceed 12V or 24V)

QOM-DC+CAP		<input type="radio"/> 120VAC	<input type="radio"/> 230V/50Hz	<input type="radio"/> 277VAC	<input type="radio"/> 12V	<input type="radio"/> 24V
Model	Input Voltage (V)	Input Current (A)	Frequency	Nominal Output Voltage (VDC)	Nominal Output Wattage (W)	SECONDARY WIRE CONNECTION
<input type="radio"/> QOM60DC+CAP	120 / 277	0.9 / 0.4	50/60	12	60	<input checked="" type="checkbox"/> Red <input type="checkbox"/> Yellow
<input type="radio"/> QOM100DC+CAP	120 / 277	1.4 / 0.6	50/60	12	120	
<input type="radio"/> QOM120DC+CAP	120 / 277	0.9 / 0.4	50/60	24	60	
<input type="radio"/> QOM200DC+CAP	120 / 277	1.3 / 0.5	50/60	24	100	
<input type="radio"/> QOM200DC+CAP	120 / 277	2.4 / 1.0	50/60	24	200	

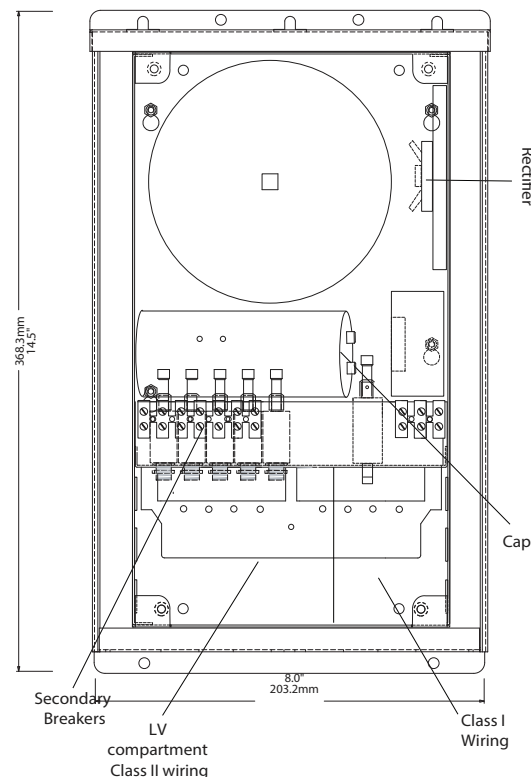
Q-TRAN, INC.  
MILFORD, CT U.S.A.  
(203) 367-8777  
WWW.Q-TRAN.COM

This product must be installed in accordance with the applicable installation code by a person familiar with the construction and operation of the product and the hazards involved.

**LOW VOLTAGE LUMINAIRE POWER SUPPLY CENTER**

- WALL MOUNT ONLY
- FOR SUPPLY CONNECTIONS USE WIRE RATED FOR AT LEAST 75 C.
- 50/60 CYCLE A.C. ONLY
- MADE IN THE U.S.A.
- SUITABLE FOR DAMP LOCATIONS
- USE DIMMERS RATED FOR MAGNETIC LOW VOLTAGE LOAD
- ISOLATION TOROIDAL TRANSFORMER

CE Q-Tran, Inc. 239924 CLASS: 3425 - 15 3425 - 95 SP C US Q-TRAN



Must test all voltage readings with a True RMS Voltage Meter.