



QOM-DC+CAP

The QOM-DC+CAP is a DC power supply for LED lighting applications. It includes a robust rectifier, a large filter capacitor, and five tap selections to accommodate for long cable runs. The large filter capacitor removes any voltage ripple and guarantees no LED flicker.

The QOM-DC+CAP follows Class 2 power limits, with 60W circuits for 12V outputs and 96W circuits for 24V outputs. The QOM-DC+CAP is capable of two 60W 12V circuits or 96W 24V circuits.

HOUSING

- 18 gauge Welded Steel Enclosure: 9.00"W x 14.5"H x 4.75"D
- Door: 9.05"W x 14.5"H
- Knockouts: 21
- Built-in support bracket incorporated to secure housing for surface mounting

FEATURES

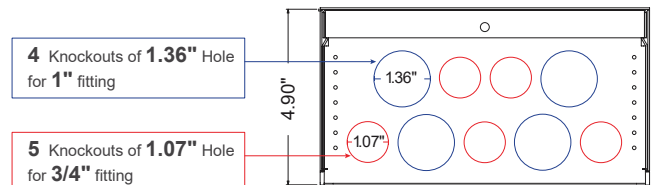
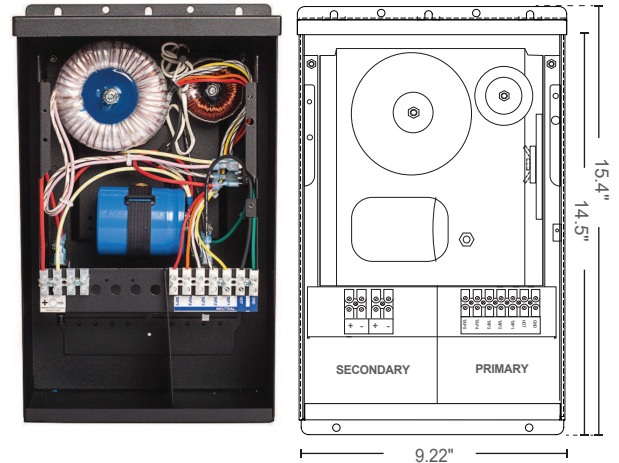
- Suitable for dry, damp and wet locations
- Suitable for Indoor or Outdoor Use
- Suitable for Use with Submersible Luminaire
- Primary Voltage - 120V or 277V
- Loads may be connected to one (1) of the primary taps to the full watt rating of the PSC.
- Rated for 100% operation, no de-rating required.
- 1-2 magnetic circuit breaker
- Five (5) primary taps provide:
 - 12V** : 12, 13, 14, 15, 16
 - 24V** : 24, 26, 28, 30, 32
- The advantage is that loads at varying distances from the PSC can be tapped to recover voltage drop and produce between 85%-100% light output.
- 10 year warranty
- CSA #239924

Low Voltage Lighting Systems

- : CSA Class 3425-15 and Class 3425-95
- : CSA Standard C22.2 No. 250.0-08 - Luminaires
- : UL 2108 - Low Voltage Lighting Systems
- : CSA Standard C22.2 No. 250.13-14 - Light Emitting Diode (LED) Equipment for Lighting Applications
- : UL 8750 - Light Emitting Diode (LED) Equipment for Use in Lighting Products

Landscape Lighting Systems

- : CSA Class 3426-04 and Class 3426-94
- : CSA Standard C22.2 No. 250.7-07 - Extra-Low-Voltage Landscape Lighting Systems
- : UL 1838 - Low Voltage Landscape Lighting Systems
- : CSA Standard C22.2 No. 250.13-14 - Light Emitting Diode (LED) Equipment for Lighting Applications
- : UL 8750 - Light Emitting Diode (LED) Equipment for Use in Lighting Products



* For information on this Power Supply please consult the Q-Tran Indoor catalog or visit the Q-Tran website.

ORDERING GUIDE						
Model	Size	Prim. V	Sec	No	Brk Amp	Choke
QOM	-	-	/	-	x	+ CK-S +
1 Size	Max Load (Watts)	Secondary Voltage (VDC)	Max Prim. Amps @ 120V	Max Prim. Amps @ 277V	7 Options	
60DC+CAP	60W	12	0.9 A	0.4 A	BK Black Powder Coat Finish - Standard SS* 316 Marine Grade Stainless Steel CP* Cord & Plug	
120DC+CAP	120W	12	1.4 A	.60 A		
60DC+CAP	60W	24	0.9 A	0.4 A		
100DC+CAP	100W	24	1.1 A	0.5 A		
200DC+CAP	200W	24	2.4 A	1.0 A		
2 Primary Voltage						
120(60Hz)	220 (50/60Hz)*	230 (50/60Hz)*	240 (50/60Hz)*	277(60Hz)		
3 Secondary Voltage			7 Options			
12VDC	24VDC					
4 Number of Breakers						
1-2						
5 Secondary Breaker Amperage						
AMPS	Max 12V Load	Max 24V Load				
2.5	30W	60W				
4	48W	96W				
5	60W	120W				
6 Choke						
CK-S: 50W-300W Standard						
Ordering Example						
QOM-60DC+CAP - 120/12 - 1x5 + CK-S						


* Not Standard, Call Factory For options

2020-01-14-V1

PROJECT NAME	DATE	COMPANY	TYPE	NOTE

QOM-DC Power Supply (DC and DC+CAP) Installation Instructions

Must be installed by professional contractor



ENLIGHTENED THINKING®



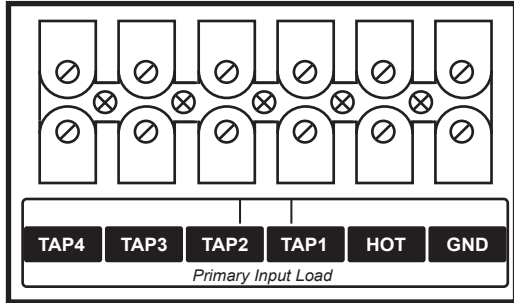
ENLIGHTENED THINKING®

Installation Instructions

QOM-DC Field Wiring Made Simple

PRIMARY

Line Voltage

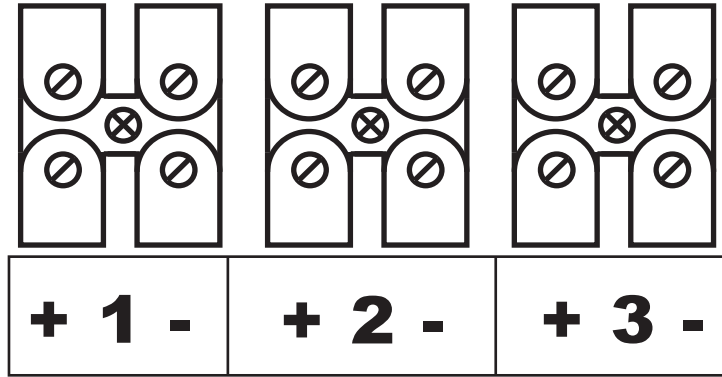


Land Neutral
on one tap.
Choose either tap
1,2,3 or 4

Land Hot
Land Ground

SECONDARY

Low Voltage



RED = Positive
YELLOW = Negative

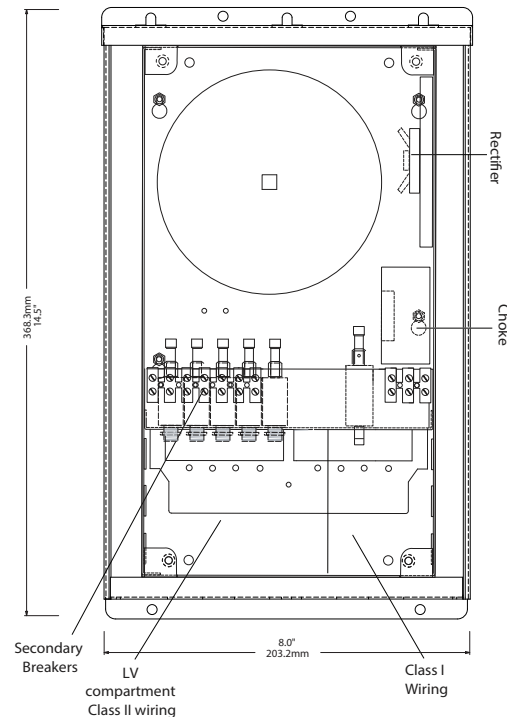
NOTE: Primary Input - connect the 120V hot into block labeled Hot. Connect the neutral wire into Tap 1 - Tap 5 depending on desired output Voltage.(Not to exceed 12V or 24V)

QOM-DC		<input type="radio"/> 120VAC	<input type="radio"/> 230V/50Hz	<input type="radio"/> 277VAC	<input type="radio"/> 12V	<input type="radio"/> 24V	SECONDARY WIRE CONNECTION	
Model	Input Voltage (V)	Input Current (A)	Frequency	Nominal Output Voltage (VDC)	Nominal Output Wattage (W)	+ Red - Yellow		
QOM60	120 / 277	0.65 / 0.28	50/60	12	60			Q-Tran, Inc. 239924 CLASS: 3425 - 15 3425 - 95 Q-TRAN, INC. MILFORD, CT U.S.A. (203) 367-8777 WWW.Q-TRAN.COM
QOM120	120 / 277	1.3 / 0.6	50/60	12	120			
QOM180	120 / 277	2.0 / 0.9	50/60	12	180			
QOM240	120 / 277	2.7 / 1.2	50/60	12	240			
QOM300	120 / 277	3.4 / 1.5	50/60	12	300			
QOM60	120 / 277	0.65 / 0.28	50/60	24	60			
QOM100	120 / 277	1.1 / 0.5	50/60	24	100			
QOM200	120 / 277	2.2 / 1.0	50/60	24	200			
QOM300	120 / 277	3.4 / 1.5	50/60	24	300			
QOM500	120 / 277	5.6 / 2.4	50/60	24	500			
QOM600	120 / 277	6.7 / 2.9	50/60	24	600			

This product must be installed in accordance with the applicable installation code by a person familiar with the construction and operation of the product and the hazards involved.

- WALL MOUNT ONLY
- SUITABLE FOR DAMP LOCATIONS
- 50/60 CYCLE A.C. ONLY
- FOR SUPPLY CONNECTIONS USE WIRE RATED FOR AT LEAST 75 C.
- USE DIMMERS RATED FOR MAGNETIC LOW VOLTAGE LOAD
- MADE IN THE U.S.A.
- ISOLATION TOROIDAL TRANSFORMER

LOW VOLTAGE LUMINAIRE POWER SUPPLY CENTER



Must test all voltage readings with a True RMS Voltage Meter.

Installation Instructions

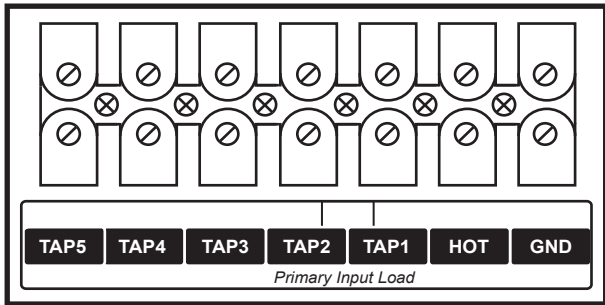


ENLIGHTENED THINKING®

QOM-DC+CAP Field Wiring Made Simple

PRIMARY

Line Voltage



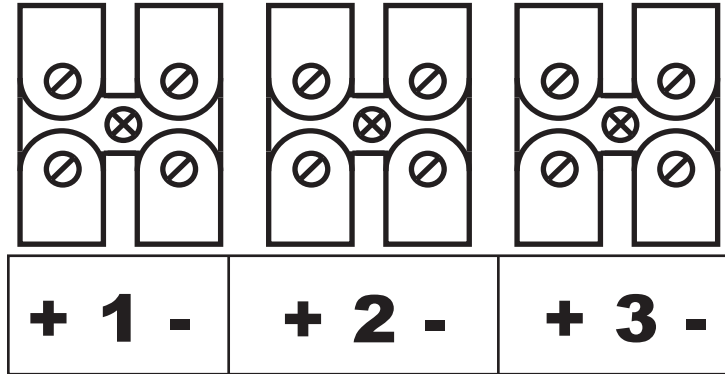
Land Neutral on one tap. Choose either tap 1,2,3,4 or 5

Land Hot

Land Ground

SECONDARY

Low Voltage



RED = Positive

YELLOW = Negative

NOTE: Primary Input - connect the 120V hot into block labeled Hot. Connect the neutral wire into Tap 1 - Tap 5 depending on desired output Voltage.(Not to exceed 12V or 24V)

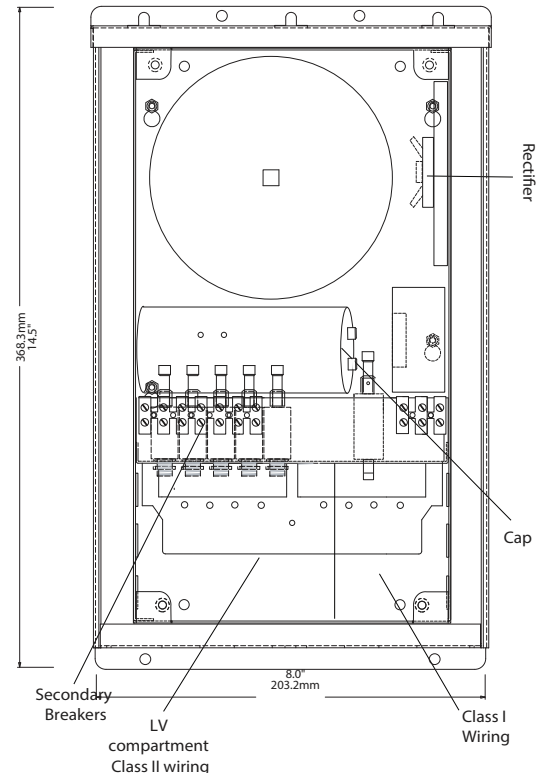
QOM-DC+CAP		<input type="radio"/> 120VAC	<input type="radio"/> 230V/50Hz	<input type="radio"/> 277VAC	<input type="radio"/> 12V	<input type="radio"/> 24V
Model	Input Voltage (V)	Input Current (A)	Frequency	Nominal Output Voltage (VDC)	Nominal Output Wattage (W)	SECONDARY WIRE CONNECTION
<input type="radio"/> QOM60DC+CAP	120 / 277	0.9 / 0.4	50/60	12	60	<input checked="" type="checkbox"/> Red <input type="checkbox"/> Yellow
<input type="radio"/> QOM100DC+CAP	120 / 277	1.4 / 0.6	50/60	12	120	
<input type="radio"/> QOM120DC+CAP	120 / 277	0.9 / 0.4	50/60	24	60	
<input type="radio"/> QOM200DC+CAP	120 / 277	1.3 / 0.5	50/60	24	100	
<input type="radio"/> QOM200DC+CAP	120 / 277	2.4 / 1.0	50/60	24	200	

Q-TRAN, INC.
MILFORD, CT U.S.A.
(203) 367-8777
WWW.Q-TRAN.COM

This product must be installed in accordance with the applicable installation code by a person familiar with the construction and operation of the product and the hazards involved.

LOW VOLTAGE LUMINAIRE POWER SUPPLY CENTER

- WALL MOUNT ONLY
- SUITABLE FOR DAMP LOCATIONS
- FOR SUPPLY CONNECTIONS USE WIRE RATED FOR AT LEAST 75 C.
- USE DIMMERS RATED FOR MAGNETIC LOW VOLTAGE LOAD
- 50/60 CYCLE A.C. ONLY
- ISOLATION TOROIDAL TRANSFORMER
- MADE IN THE U.S.A.



Must test all voltage readings with a True RMS Voltage Meter.