



QTM-DC+CAP

Q-Tran has developed several products to power constant voltage LED products; including 12VDC and 24VDC linear products (like ribbon light and other linear technologies). The benefit of using the Q-Tran magnetic LED power supply is that our product can be controlled with a standard, forward-phase control dimmer known as a Magnetic Low Voltage dimmer (MLV). We now have available, and CSA listed to UL 2108 standard, 3 product categories that include a good way, a better way and the best way to power these types of LED products.

HOUSING

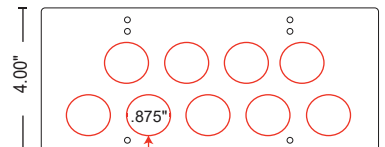
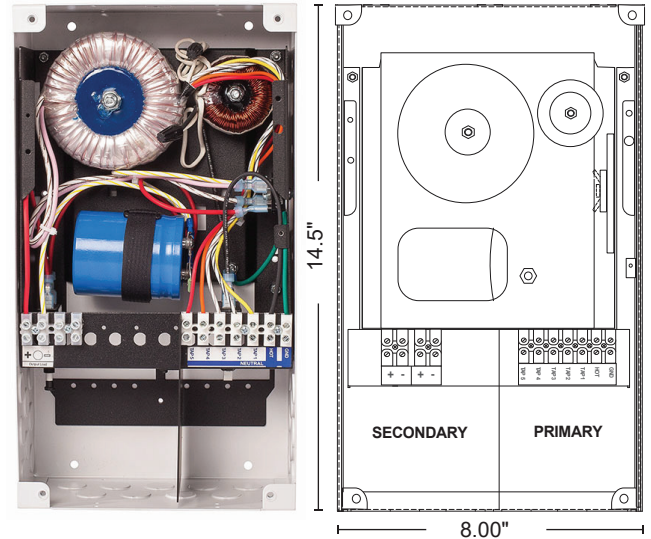
- 18 gauge Welded Steel Enclosure: 14.5"L x 8.00"W x 4.00"H
- Door: 15.5"L x 9.00"W
- Knockouts: 25
- Built-in support bracket incorporated to secure housing for surface mounting

MULTI-VOLT & TAPS

- Primary Taps: All units come standard with primary circuit protection
- Five (5) primary taps provide:
 - 12VDC : 12, 13, 14, 15, 16
 - 24VDC : 22, 24, 26, 28, 30
- Loads may be connected to one (1) of the primary taps up to the full watt rating of the PSC.
- No de-rating required.
- The advantage is that loads at varying distances from the PSC can be tapped to recover voltage drop and produce between 85%-100% light output. (See Q-TRAN Voltage drop Calculator)
- Secondary Circuit Protection: 1-2 magnetic circuit breakers.

TOROIDAL CHOKE

Q-Tran's Standard Choke, or "Debuzzing Coil" reduces noise when dimming and helps negate in-rush current that is prevalent with LED loads. It allows for quiet operation and eliminates nuisance tripping.



9 Knockouts of 0.875" Hole for 1/2" fitting


NOTE: 16 additional side knockouts

ORDERING GUIDE							
Model	1 Size	2 Prim. V	3 Sec. V	4 No	5 Brk Amp	6 Choke	7 Opts
QTM	-	-	/	-	x	+	CK-S +
1 Size	Max Load (Watts)	Secondary Voltage(12/24VDC)	Max Prim. Amps@120V	Max Prim. @ 277V			
60DC+CAP	60W	12VDC	0.9 A	0.4 A			
120DC+CAP	120W	12VDC	1.4 A	0.6 A			
60DC+CAP	60W	24VDC	0.9 A	0.4 A			
100DC+CAP	100W	24VDC	1.3 A	0.5 A			
120DC+CAP	120W	24VDC	1.4 A	0.6 A			
200DC+CAP	200W	24VDC	2.4 A	1.0 A			
2 Primary Voltage							
120V(60Hz) 220V(50/60Hz)* 230V(50/60Hz)* 240V(50/60Hz)* 277V(60Hz)							
3 Secondary Voltage							
12VDC 24VDC							
4 Number of Breakers							
1-2							
5 Secondary Breaker Amperage							
AMPS	Max 12V Load	Max 24V Load	7 Options				
2.5	30W	60W	WH White (Standard)				
4	48W	96W	BK Black Powder Coat Finish				
5	60W	120W					
6 Choke							
CK-S: 50W-300W							
Ordering Example							
QTM-60DC+CAP-120/24-1x2.5+CK-S							

*Not Standard, Call Factory For options

LOW VOLTAGE LIGHTING POWER SUPPLY

- TESTED TO UL 2108 STANDARD
- WALL MOUNT/ROD SUSPENSION
- FOR SUPPLY CONNECTIONS USE WIRE RATED FOR AT LEAST 75°C
- SUITABLE FOR DAMP LOCATIONS
- USE DIMMERS RATED FOR MAGNETIC LOW VOLTAGE LOAD WITH NEUTRAL WIRE
- ISOLATION TOROIDAL TRANSFORMER
- 50/60 CYCLE
- MADE IN THE U.S.A.



PROJECT NAME	DATE	COMPANY	TYPE	NOTE