

SW24/3.0

STRIP - STATIC WHITE



V/WATTS	RATED	CCT - LUMENS/CRI	² CONNECTOR/ WIRE IN	² CONNECTOR/ WIRE OUT	ILLUMINATED LENGTH (IN)
SW24/3.0 Voltage: 24 VDC Wattage: 3.0 W/ft					
	DRY	20 - 2000K 255/93 22 - 2200K 254/96 24 - 2400K 245/94 27 - 2700K 287/97 30 - 3000K 300/98 35 - 3500K 317/98 40 - 4000K 300/96	1 BW BRL CLS	CLS 1 BW BRL	1"-384" OR 2 MATCH 1" increments Matches EXT length ordered
	DMP	24 - 2400K ***/** 27 - 2700K 244/99 30 - 3000K 252/98 35 - 3500K 249/95 40 - 4000K 270/96	1 BW BRL	CLS 1 BW BRL	1"-180" OR 2 MATCH 1" increments Matches EXT length ordered
	3 ENC				2 MATCH Matches EXT length ordered
	WET	20 - 2000K ***/** 22 - 2200K ***/** 24 - 2400K 227/95 27 - 2700K 230/95 30 - 3000K 242/95 35 - 3500K 262/96 40 - 4000K 275/96	1 BW BRL	CLS 1 BW BRL	1"-360" OR 2 MATCH 1" increments Matches EXT length ordered

ENC RATED STRIP ARE NOT FIELD CUTTABLE

NOTES:

- Field modifications must comply with Q-Tran's installation methods otherwise warranty is null and void
- All data has +/- 5% tolerance
- 5 year warranty
- NRTL Listed for install in Storage Areas with Clothing, NEC Field 410.2 and 410.16 when assembled as a fixture, at Q-Tran facility (Not applicable for encapsulation)
- Title 24 - JAB-2016 Strips: DRY rated, 2200K and above

1 BW comes in standard 24"- request custom length (Max 120") by writing it in inches next to "BW" in the order code box (ex. BW48)

2 Wire orientation for MATCH will be dictated by extrusion Feed In/Feed Out selection

Connector/Wire In or Out not needed to specify product. Standard configuration is BW for Wire In and CLS for Wire out

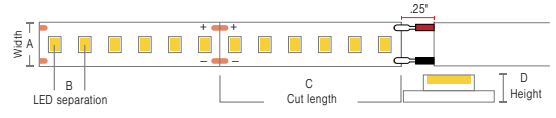
3 If ordering an encapsulated extrusion, ENC (Encapsulated in Extrusion) must be chosen for your strip

TECHNICAL INFORMATION [Calculated L70(6k) = 70000 hrs]

*Tested with SW24/3.0-DRY

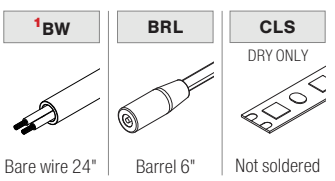
CCT	Lumen/ft	CRI Ra	CRI R9	TM30 Rf	TM30 Rg
2000K	255	93	60	89	103
2200K	254	96	91	93	100
2400K	245	94	98	93	103
2700K	287	97	95	94	101
3000K	300	98	96	93	101
3500K	317	98	97	92	100
4000K	300	96	89	90	100

DIMENSIONS

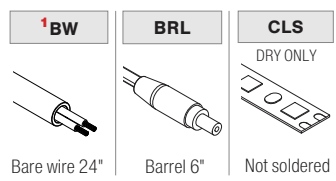


Section (in)	DRY	DMP	WET
A	0.32"	0.32"	0.39"
B	0.16"	0.16"	0.16"
C	1.00"	1.00"	1.00"
D	0.06"	0.12"	0.21"

CONNECTOR/WIRE IN



CONNECTOR/WIRE OUT



COMPATIBLE EXTRUSIONS

SLIM	WIDE	ROND	VEGA	TORQ	TRE3	LALO	TALO	ARKA	TELA	VEVE	FLUR	LATO	MDIN
<input checked="" type="checkbox"/> DRY	<input checked="" type="checkbox"/> DRY	<input checked="" type="checkbox"/> DRY	<input checked="" type="checkbox"/> DRY	<input checked="" type="checkbox"/> DRY	<input checked="" type="checkbox"/> DRY	<input checked="" type="checkbox"/> DRY	<input checked="" type="checkbox"/> DRY	<input checked="" type="checkbox"/> DRY	<input checked="" type="checkbox"/> DRY	<input checked="" type="checkbox"/> DRY	<input checked="" type="checkbox"/> DRY	<input checked="" type="checkbox"/> DRY	<input checked="" type="checkbox"/> DRY
<input checked="" type="checkbox"/> DMP	<input checked="" type="checkbox"/> DMP	<input checked="" type="checkbox"/> DMP	<input checked="" type="checkbox"/> DMP	<input checked="" type="checkbox"/> DMP	<input checked="" type="checkbox"/> DMP	<input checked="" type="checkbox"/> DMP	<input checked="" type="checkbox"/> DMP	<input checked="" type="checkbox"/> DMP	<input checked="" type="checkbox"/> DMP	<input checked="" type="checkbox"/> DMP	<input checked="" type="checkbox"/> DMP	<input checked="" type="checkbox"/> DMP	<input checked="" type="checkbox"/> DMP
<input checked="" type="checkbox"/> ENC	<input checked="" type="checkbox"/> ENC	<input checked="" type="checkbox"/> ENC	<input checked="" type="checkbox"/> ENC	<input checked="" type="checkbox"/> ENC	<input checked="" type="checkbox"/> ENC	<input checked="" type="checkbox"/> ENC	<input checked="" type="checkbox"/> ENC	<input checked="" type="checkbox"/> ENC	<input checked="" type="checkbox"/> ENC	<input checked="" type="checkbox"/> ENC	<input checked="" type="checkbox"/> ENC	<input checked="" type="checkbox"/> ENC	<input checked="" type="checkbox"/> ENC
<input checked="" type="checkbox"/> WET - No lens	<input checked="" type="checkbox"/> WET	<input checked="" type="checkbox"/> WET	<input checked="" type="checkbox"/> WET	<input checked="" type="checkbox"/> WET	<input checked="" type="checkbox"/> WET	<input checked="" type="checkbox"/> WET	<input checked="" type="checkbox"/> WET	<input checked="" type="checkbox"/> WET	<input checked="" type="checkbox"/> WET	<input checked="" type="checkbox"/> WET	<input checked="" type="checkbox"/> WET	<input checked="" type="checkbox"/> WET	<input checked="" type="checkbox"/> WET

PROJECT NAME	DATE	COMPANY	TYPE	NOTE