

SW24/4.0

STRIP - STATIC WHITE



V/WATTS	RATED	CCT - LUMENS/CRI	² CONNECTOR/ WIRE IN	² CONNECTOR/ WIRE OUT	ILLUMINATED LENGTH (IN)					
SW24/4.0 Voltage: 24 VDC Wattage: 4.0 W/ft	DRY	20 - 2000K 309/93	¹BW BRL CLS	CLS ¹BW BRL	1"-288" OR ²MATCH 1" increments Matches EXT length ordered					
		22 - 2200K 314/96			¹BW BRL	CLS ¹BW BRL	1"-180" OR ²MATCH 1" increments Matches EXT length ordered			
		24 - 2400K 306/95					³ENC	²MATCH Matches EXT length ordered		
		27 - 2700K 349/98							²MATCH Matches EXT length ordered	
		30 - 3000K 373/98								²MATCH Matches EXT length ordered
		35 - 3500K 389/98								
	40 - 4000K 369/96	¹BW BRL	CLS ¹BW BRL	1"-288" OR ²MATCH 1" increments Matches EXT length ordered						
	DMP			24 - 2400K 284/94	¹BW BRL	CLS ¹BW BRL	1"-180" OR ²MATCH 1" increments Matches EXT length ordered			
				27 - 2700K 276/97			³ENC	²MATCH Matches EXT length ordered		
				30 - 3000K ***/**					²MATCH Matches EXT length ordered	
				35 - 3500K ***/**						²MATCH Matches EXT length ordered
				40 - 4000K 324/95						
WET		20 - 2000K 260/94	¹BW BRL	CLS ¹BW BRL						
	22 - 2200K ***/**	³ENC			²MATCH Matches EXT length ordered					
	24 - 2400K 282/96					²MATCH Matches EXT length ordered				
	27 - 2700K 285/95						²MATCH Matches EXT length ordered			
	30 - 3000K 299/96							²MATCH Matches EXT length ordered		
	35 - 3500K 323/96								²MATCH Matches EXT length ordered	
40 - 4000K 337/96	¹BW BRL	CLS ¹BW BRL	1"-288" OR ²MATCH 1" increments Matches EXT length ordered							

ENC RATED STRIP ARE NOT FIELD CUTTABLE

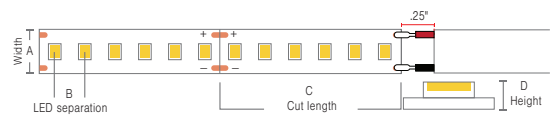
- NOTES:**
- Field modifications must comply with Q-Tran's installation methods otherwise warranty is null and void
 - All data has +/- 5% tolerance
 - 5 year warranty
 - NRTL Listed for install in Storage Areas with Clothing, NEC Field 410.2 and 410.16 when assembled as a fixture, at Q-Tran facility (Not applicable for encapsulation)
 - Title 24 - JAB-2016 Strips: DRY rated, 2200K and above
 - ¹ BW comes in standard 24"- request custom length (Max 120") by writing it in inches next to "BW" in the order code box (ex. BW48)
 - ² Wire orientation for MATCH will be dictated by extrusion Feed In/Feed Out selection
 - Connector/Wire In or Out not needed to specify product. Standard configuration is BW for Wire In and CLS for Wire out
 - ³ If ordering an encapsulated extrusion, ENC (Encapsulated in Extrusion) must be chosen for your strip

TECHNICAL INFORMATION [Calculated L70(6k) = 70000 hrs]

*Tested with SW24/4.0-DRY

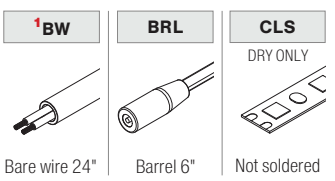
CCT	Lumen/ft	CRI Ra	CRI R9	TM30 Rf	TM30 Rg
2000K	309	93	60	89	103
2200K	314	96	90	94	101
2400K	306	95	97	94	103
2700K	349	98	93	94	101
3000K	373	98	95	94	101
3500K	389	98	96	92	100
4000K	369	96	90	90	101

DIMENSIONS

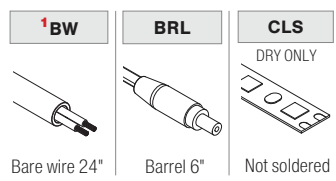


Section (in)	DRY	DMP	WET
A	0.32"	0.32"	0.39"
B	0.16"	0.16"	0.16"
C	1.00"	1.00"	1.00"
D	0.06"	0.12"	0.21"

CONNECTOR/WIRE IN



CONNECTOR/WIRE OUT



COMPATIBLE EXTRUSIONS

SLIM	WIDE	ROND	VEGA	TORQ	TRE3	LALO	TALO	ARKA	TELA	VEVE	FLUR	LATO	MDIN
<input checked="" type="checkbox"/> DRY	<input checked="" type="checkbox"/> DRY	<input checked="" type="checkbox"/> DRY	<input checked="" type="checkbox"/> DRY	<input checked="" type="checkbox"/> DRY	<input checked="" type="checkbox"/> DRY	<input checked="" type="checkbox"/> DRY	<input checked="" type="checkbox"/> DRY	<input checked="" type="checkbox"/> DRY	<input checked="" type="checkbox"/> DRY	<input checked="" type="checkbox"/> DRY	<input checked="" type="checkbox"/> DRY	<input checked="" type="checkbox"/> DRY	<input type="checkbox"/> DRY
<input checked="" type="checkbox"/> DMP	<input checked="" type="checkbox"/> DMP	<input checked="" type="checkbox"/> DMP	<input checked="" type="checkbox"/> DMP	<input checked="" type="checkbox"/> DMP	<input checked="" type="checkbox"/> DMP	<input checked="" type="checkbox"/> DMP	<input checked="" type="checkbox"/> DMP	<input checked="" type="checkbox"/> DMP	<input checked="" type="checkbox"/> DMP	<input checked="" type="checkbox"/> DMP	<input checked="" type="checkbox"/> DMP	<input checked="" type="checkbox"/> DMP	<input type="checkbox"/> DMP
<input checked="" type="checkbox"/> ENC	<input checked="" type="checkbox"/> ENC	<input checked="" type="checkbox"/> ENC	<input checked="" type="checkbox"/> ENC	<input checked="" type="checkbox"/> ENC	<input checked="" type="checkbox"/> ENC	<input checked="" type="checkbox"/> ENC	<input checked="" type="checkbox"/> ENC	<input checked="" type="checkbox"/> ENC	<input checked="" type="checkbox"/> ENC	<input checked="" type="checkbox"/> ENC	<input checked="" type="checkbox"/> ENC	<input checked="" type="checkbox"/> ENC	<input type="checkbox"/> ENC
<input checked="" type="checkbox"/> WET - No lens	<input checked="" type="checkbox"/> WET	<input type="checkbox"/> WET	<input type="checkbox"/> WET	<input checked="" type="checkbox"/> WET	<input checked="" type="checkbox"/> WET	<input checked="" type="checkbox"/> WET	<input checked="" type="checkbox"/> WET	<input checked="" type="checkbox"/> WET	<input checked="" type="checkbox"/> WET	<input checked="" type="checkbox"/> WET	<input checked="" type="checkbox"/> WET	<input checked="" type="checkbox"/> WET	<input type="checkbox"/> WET

PROJECT NAME	DATE	COMPANY	TYPE	NOTE