

# SW24/4.0

## STRIP - STATIC WHITE



V/WATTS	RATED	CCT - LUMENS/CRI	<sup>2</sup> CONNECTOR/ WIRE IN	<sup>2</sup> CONNECTOR/ WIRE OUT	ILLUMINATED LENGTH (IN)
<b>SW24/4.0</b> Voltage: 24 VDC Wattage: 4.0 W/ft	<b>DRY</b>	<b>20</b> - 2000K 309/93	<b><sup>1</sup>BW</b> <b>BRL</b> <b>CLS</b>	<b>CLS</b> <b><sup>1</sup>BW</b> <b>BRL</b>	<b>1"-288"</b> 1" increments OR <b><sup>2</sup>MATCH</b> Matches EXT length ordered
		<b>22</b> - 2200K 314/96			
		<b>24</b> - 2400K 306/95			
		<b>27</b> - 2700K 349/98			
		<b>30</b> - 3000K 373/98			
		<b>35</b> - 3500K 389/98			
	<b>DMP</b> <b><sup>3</sup>ENC</b>	<b>24</b> - 2400K 284/94	<b><sup>1</sup>BW</b> <b>BRL</b>	<b>CLS</b> <b><sup>1</sup>BW</b> <b>BRL</b>	<b>1"-180"</b> 1" increments OR <b><sup>2</sup>MATCH</b> Matches EXT length ordered
		<b>27</b> - 2700K 276/97			
		<b>30</b> - 3000K ***/**			
		<b>35</b> - 3500K ***/**			
		<b>40</b> - 4000K 324/95			
		<b>40</b> - 4000K 324/95			
<b>WET</b>	<b>20</b> - 2000K 260/94	<b><sup>1</sup>BW</b> <b>BRL</b>	<b>CLS</b> <b><sup>1</sup>BW</b> <b>BRL</b>	<b>1"-288"</b> 1" increments OR <b><sup>2</sup>MATCH</b> Matches EXT length ordered	
	<b>22</b> - 2200K ***/**				
	<b>24</b> - 2400K 282/96				
	<b>27</b> - 2700K 285/95				
	<b>30</b> - 3000K 299/96				
	<b>35</b> - 3500K 323/96				
<b>40</b> - 4000K 337/96					

ENC RATED STRIP ARE NOT FIELD CUTTABLE

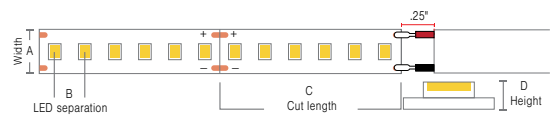
- NOTES:**
- Field modifications must comply with Q-Tran's installation methods otherwise warranty is null and void
  - All data has +/- 5% tolerance
  - 5 year warranty
  - NRTL Listed for install in Storage Areas with Clothing, NEC Field 410.2 and 410.16 when assembled as a fixture, at Q-Tran facility (Not applicable for encapsulation)
  - Title 24 - JAB-2016 Strips: DRY rated, 2200K and above
- <sup>1</sup> BW comes in standard 24"- request custom length (Max 120") by writing it in inches next to "BW" in the order code box (ex. BW48)
  - <sup>2</sup> Wire orientation for MATCH will be dictated by extrusion Feed In/Feed Out selection
  - <sup>3</sup> If ordering an encapsulated extrusion, ENC (Encapsulated in Extrusion) must be chosen for your strip

### TECHNICAL INFORMATION [Calculated L70(6k) = 70000 hrs]

\*Tested with SW24/4.0-DRY

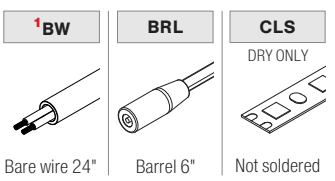
CCT	Lumen/ft	CRI Ra	CRI R9	TM30 Rf	TM30 Rg
2000K	309	93	60	89	103
2200K	314	96	90	94	101
2400K	306	95	97	94	103
2700K	349	98	93	94	101
3000K	373	98	95	94	101
3500K	389	98	96	92	100
4000K	369	96	90	90	101

### DIMENSIONS

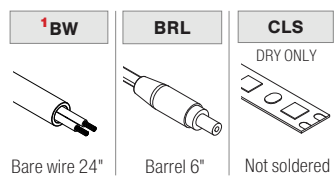


Section (in)	DRY	DMP	WET
A	0.32"	0.32"	0.39"
B	0.16"	0.16"	0.16"
C	1.00"	1.00"	1.00"
D	0.06"	0.12"	0.21"

### CONNECTOR/WIRE IN



### CONNECTOR/WIRE OUT



### COMPATIBLE EXTRUSIONS

SLIM	WIDE	ROND	VEGA	TORQ	TRE3	LALO	TALO	ARKA	TELA	VEVE	FLUR	LATO	MDIN
<input checked="" type="checkbox"/> DRY	<input checked="" type="checkbox"/> DRY	<input checked="" type="checkbox"/> DRY	<input checked="" type="checkbox"/> DRY	<input checked="" type="checkbox"/> DRY	<input checked="" type="checkbox"/> DRY	<input checked="" type="checkbox"/> DRY	<input checked="" type="checkbox"/> DRY	<input checked="" type="checkbox"/> DRY	<input checked="" type="checkbox"/> DRY	<input checked="" type="checkbox"/> DRY	<input checked="" type="checkbox"/> DRY	<input checked="" type="checkbox"/> DRY	<input checked="" type="checkbox"/> DRY
<input checked="" type="checkbox"/> DMP	<input checked="" type="checkbox"/> DMP	<input checked="" type="checkbox"/> DMP	<input checked="" type="checkbox"/> DMP	<input checked="" type="checkbox"/> DMP	<input checked="" type="checkbox"/> DMP	<input checked="" type="checkbox"/> DMP	<input checked="" type="checkbox"/> DMP	<input checked="" type="checkbox"/> DMP	<input checked="" type="checkbox"/> DMP	<input checked="" type="checkbox"/> DMP	<input checked="" type="checkbox"/> DMP	<input checked="" type="checkbox"/> DMP	<input checked="" type="checkbox"/> DMP
<input checked="" type="checkbox"/> ENC	<input checked="" type="checkbox"/> ENC	<input checked="" type="checkbox"/> ENC	<input checked="" type="checkbox"/> ENC	<input checked="" type="checkbox"/> ENC	<input checked="" type="checkbox"/> ENC	<input checked="" type="checkbox"/> ENC	<input checked="" type="checkbox"/> ENC	<input checked="" type="checkbox"/> ENC	<input checked="" type="checkbox"/> ENC	<input checked="" type="checkbox"/> ENC	<input checked="" type="checkbox"/> ENC	<input checked="" type="checkbox"/> ENC	<input checked="" type="checkbox"/> ENC
<input checked="" type="checkbox"/> WET - No lens	<input checked="" type="checkbox"/> WET	<input checked="" type="checkbox"/> WET	<input checked="" type="checkbox"/> WET	<input checked="" type="checkbox"/> WET	<input checked="" type="checkbox"/> WET	<input checked="" type="checkbox"/> WET	<input checked="" type="checkbox"/> WET	<input checked="" type="checkbox"/> WET	<input checked="" type="checkbox"/> WET	<input checked="" type="checkbox"/> WET	<input checked="" type="checkbox"/> WET	<input checked="" type="checkbox"/> WET	<input checked="" type="checkbox"/> WET

PROJECT NAME	DATE	COMPANY	TYPE	NOTE