

# SW24/5.0

## STRIP - STATIC WHITE



V/WATTS	RATED	CCT - LUMENS/CRI	<sup>2</sup> CONNECTOR/ WIRE IN	<sup>2</sup> CONNECTOR/ WIRE OUT	ILLUMINATED LENGTH (IN)
<b>SW24/5.0</b> Voltage: 24 VDC Wattage: 5.0 W/ft					
	<b>DRY</b>	<b>20</b> - 2000K 377/93 <b>22</b> - 2200K 380/96 <b>24</b> - 2400K 405/97 <b>27</b> - 2700K 423/97 <b>30</b> - 3000K 454/98 <b>35</b> - 3500K 468/98 <b>40</b> - 4000K 442/97	<b><sup>1</sup>BW</b> <b>BRL</b> <b>CLS</b>	<b>CLS</b> <b><sup>1</sup>BW</b> <b>BRL</b>	<b>1"-228"</b> OR <b><sup>2</sup>MATCH</b> 1" increments Matches EXT length ordered
	<b>DMP</b>	<b>24</b> - 2400K 337/94 <b>27</b> - 2700K 333/97 <b>30</b> - 3000K 367/98 <b>35</b> - 3500K 370/96 <b>40</b> - 4000K 398/97	<b><sup>1</sup>BW</b> <b>BRL</b>	<b>CLS</b> <b><sup>1</sup>BW</b> <b>BRL</b>	<b>1"-180"</b> OR <b><sup>2</sup>MATCH</b> 1" increments Matches EXT length ordered
	<b><sup>3</sup>ENC</b>				<b><sup>2</sup>MATCH</b> Matches EXT length ordered
	<b>WET</b>	<b>20</b> - 2000K 311/93 <b>22</b> - 2200K 333/96 <b>24</b> - 2400K 343/96 <b>27</b> - 2700K 346/96 <b>30</b> - 3000K 367/97 <b>35</b> - 3500K 401/97 <b>40</b> - 4000K 408/97	<b><sup>1</sup>BW</b> <b>BRL</b>	<b>CLS</b> <b><sup>1</sup>BW</b> <b>BRL</b>	<b>1"-228"</b> OR <b><sup>2</sup>MATCH</b> 1" increments Matches EXT length ordered

**ENC RATED STRIP ARE NOT FIELD CUTTABLE**

**NOTES:**

- Field modifications must comply with Q-Tran's installation methods otherwise warranty is null and void
- All data has +/- 5% tolerance
- 5 year warranty
- Title 24 - JA8-2016 Strips: DRY rated, 2200K and above

**1** BW comes in standard 24"- request custom length (Max 120") by writing it in inches next to "BW" in the order code box (ex. BW48)

**2** Wire orientation for MATCH will be dictated by extrusion Feed In/Feed Out selection

Connector/Wire In or Out not needed to specify product. Standard configuration is BW for Wire In and CLS for Wire out

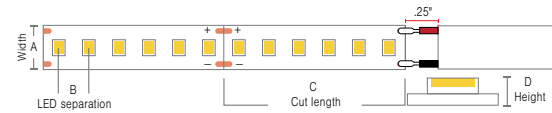
**3** If ordering an encapsulated extrusion, ENC (Encapsulated in Extrusion) must be chosen for your strip

### TECHNICAL INFORMATION [Calculated L70(6k) = 70000 hrs]

\*Tested with SW24/5.0-DRY

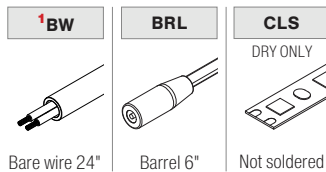
CCT	Lumen/ft	CRI Ra	CRI R9	TM30 Rf	TM30 Rg
2000K	377	93	59	89	103
2200K	380	96	89	94	100
2400K	405	97	92	94	102
2700K	423	97	94	94	102
3000K	454	98	95	94	101
3500K	468	98	94	92	100
4000K	442	97	93	90	100

### DIMENSIONS

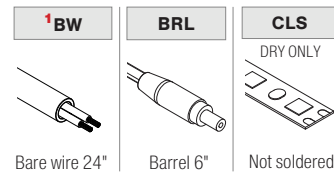


Section (in)	DRY	DMP	WET
A	0.32"	0.32"	0.39"
B	0.16"	0.16"	0.16"
C	1.00"	1.00"	1.00"
D	0.06"	0.12"	0.21"

### CONNECTOR/WIRE IN



### CONNECTOR/WIRE OUT



### COMPATIBLE EXTRUSIONS

SLIM	WIDE	ROND	VEGA	TORQ	TRE3	LALO	TALO	ARKA	TELA	VEVE	FLUR	LATO	MDIN
<input checked="" type="checkbox"/> DRY	<input checked="" type="checkbox"/> DRY	<input checked="" type="checkbox"/> DRY	<input checked="" type="checkbox"/> DRY	<input checked="" type="checkbox"/> DRY	<input checked="" type="checkbox"/> DRY	<input checked="" type="checkbox"/> DRY	<input checked="" type="checkbox"/> DRY	<input checked="" type="checkbox"/> DRY	<input checked="" type="checkbox"/> DRY	<input checked="" type="checkbox"/> DRY	<input checked="" type="checkbox"/> DRY	<input checked="" type="checkbox"/> DRY	<input checked="" type="checkbox"/> DRY
<input checked="" type="checkbox"/> DMP	<input checked="" type="checkbox"/> DMP	<input checked="" type="checkbox"/> DMP	<input checked="" type="checkbox"/> DMP	<input checked="" type="checkbox"/> DMP	<input checked="" type="checkbox"/> DMP	<input checked="" type="checkbox"/> DMP	<input checked="" type="checkbox"/> DMP	<input checked="" type="checkbox"/> DMP	<input checked="" type="checkbox"/> DMP	<input checked="" type="checkbox"/> DMP	<input checked="" type="checkbox"/> DMP	<input checked="" type="checkbox"/> DMP	<input checked="" type="checkbox"/> DMP
<input checked="" type="checkbox"/> ENC	<input checked="" type="checkbox"/> ENC	<input checked="" type="checkbox"/> ENC	<input checked="" type="checkbox"/> ENC	<input checked="" type="checkbox"/> ENC	<input checked="" type="checkbox"/> ENC	<input checked="" type="checkbox"/> ENC	<input checked="" type="checkbox"/> ENC	<input checked="" type="checkbox"/> ENC	<input checked="" type="checkbox"/> ENC	<input checked="" type="checkbox"/> ENC	<input checked="" type="checkbox"/> ENC	<input checked="" type="checkbox"/> ENC	<input checked="" type="checkbox"/> ENC
<input checked="" type="checkbox"/> WET - No lens	<input checked="" type="checkbox"/> WET	<input checked="" type="checkbox"/> WET	<input checked="" type="checkbox"/> WET	<input checked="" type="checkbox"/> WET	<input checked="" type="checkbox"/> WET	<input checked="" type="checkbox"/> WET	<input checked="" type="checkbox"/> WET	<input checked="" type="checkbox"/> WET	<input checked="" type="checkbox"/> WET	<input checked="" type="checkbox"/> WET	<input checked="" type="checkbox"/> WET	<input checked="" type="checkbox"/> WET	<input checked="" type="checkbox"/> WET

PROJECT NAME	DATE	COMPANY	TYPE	NOTE