

RESOURCE GUIDE - BUILDING A FIXTURE

STRIP - STATIC WHITE - SW24/5.0

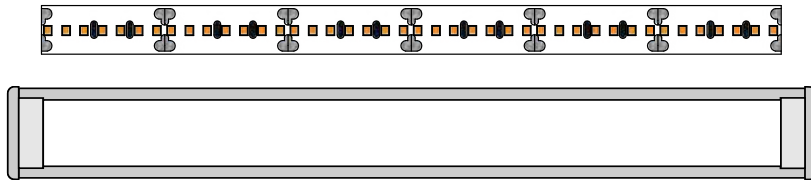


BUILDING A FIXTURE

- 1** Fill out the ordering code on the STRIP cutsheet, choosing "MATCH" for ILLUMINATED LENGTH (IN).

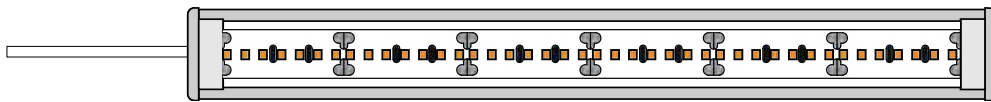
V/WATTS	RATED	CCT - LUMENS/CRI	³ CONNECTOR/ WIRE IN	³ CONNECTOR/ WIRE OUT	ILLUMINATED LENGTH (IN)
SW24/5.0	DRY	30	BW	CLS	MATCH

The strip you just created will now be *fitted* and installed into an extrusion. The strip and extrusion will not be equal in length; the strip will stop just short of the extrusion's endcaps.



- 2** Fill out the ordering code for the EXTRUSION cutsheet and choose a non-encapsulated lens (Clear, Frosted, Polar, or Diffused).

PRODUCT	FINISH	MOUNTING	LENS	TYPE	FINISHED FIXTURE LENGTH (IN)
TORQ	ST	SST	CL	S1	12"



RESOURCE GUIDE - BUILDING A FIXTURE

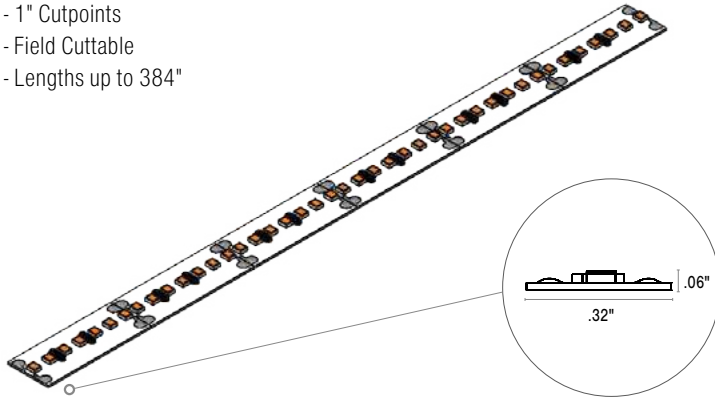
STRIP - STATIC WHITE - SW24/5.0



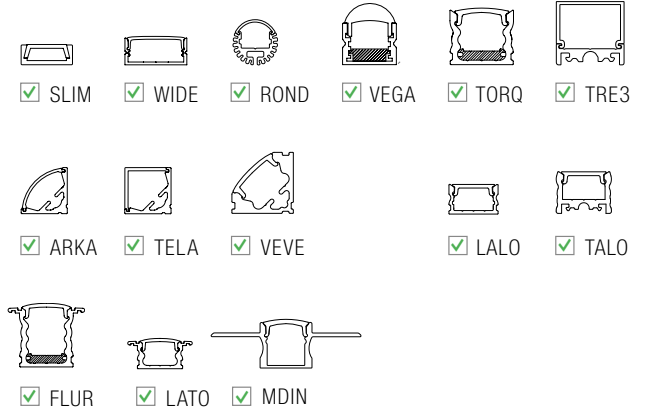
RATED

DRY

- 1" Cutpoints
- Field Cuttable
- Lengths up to 384"

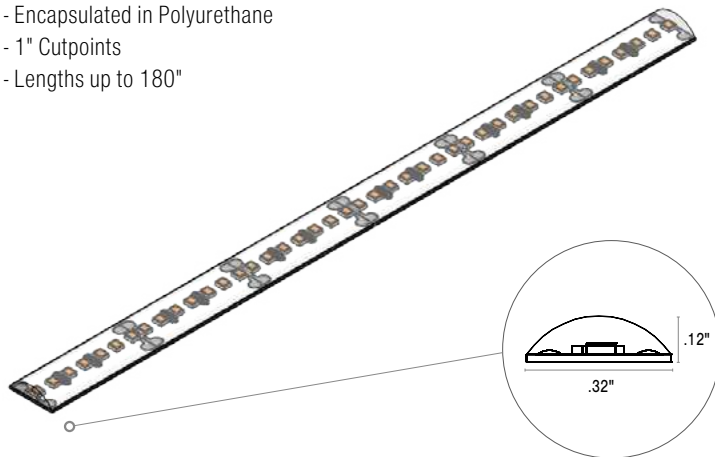


COMPATIBLE EXTRUSIONS

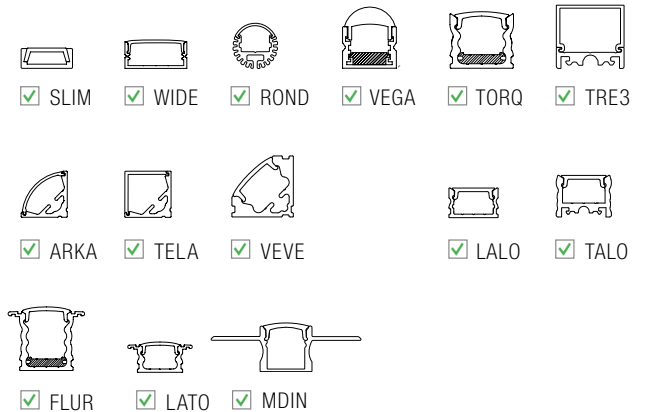


DAMP

- Encapsulated in Polyurethane
- 1" Cutpoints
- Lengths up to 180"

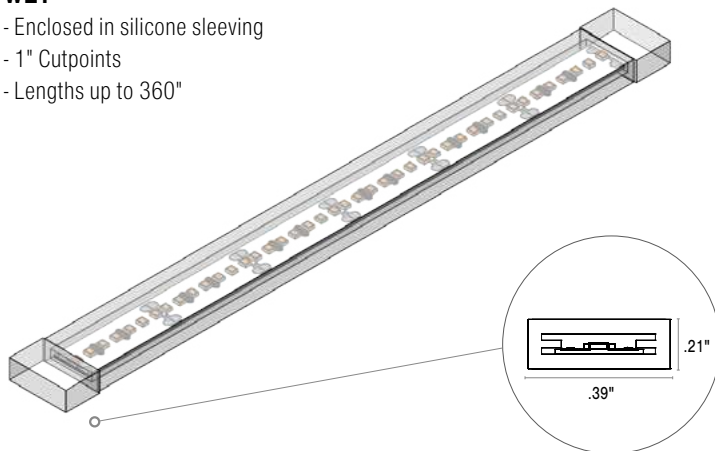


COMPATIBLE EXTRUSIONS



WET

- Enclosed in silicone sleeving
- 1" Cutpoints
- Lengths up to 360"



COMPATIBLE EXTRUSIONS



RESOURCE GUIDE - BUILDING A FIXTURE


STRIP - STATIC WHITE - SW24/5.0



RATED

ENC

- Encapsulated extrusion in Polyurethane
- Lengths up to 120"
- NOT FIELD CUTTABLE



COMPATIBLE EXTRUSIONS:

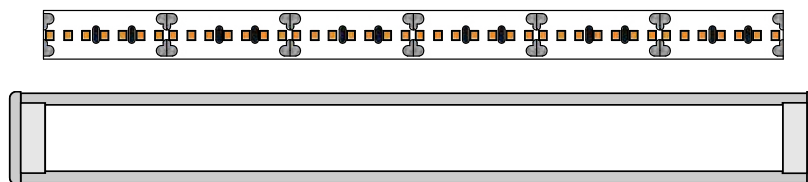


BUILDING AN ENCAPSULATED FIXTURE

- Fill out the ordering code on the STRIP cutsheet, choosing "ENC" for RATED and "MATCH" for ILLUMINATED LENGTH (IN).

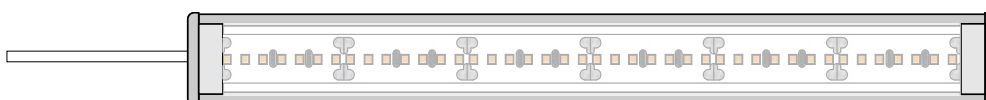
V/WATTS	RATED	CCT - LUMENS/CRI	³ CONNECTOR/ WIRE IN	³ CONNECTOR/ WIRE OUT	ILLUMINATED LENGTH (IN)
SW24/5.0	ENC	30	BW	CLS	MATCH

The strip you just created will now be *fitted* and installed into an extrusion. The strip and extrusion will not be equal in length; the strip will stop just short of the extrusion's endcaps.



- Fill out the ordering code for the EXTRUSION cutsheet and choose an encapsulated lens (ENC/CL or ENC/TL).

PRODUCT	FINISH	MOUNTING	LENS	TYPE	FINISHED FIXTURE LENGTH (IN)
TORQ	ST	SST	ENC/CL	S1	12"



RESOURCE GUIDE - COLOR DATA

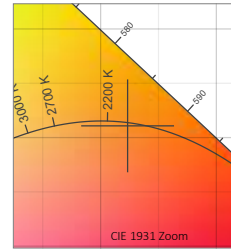
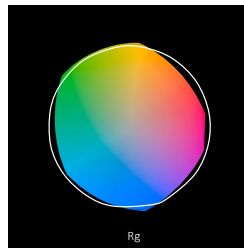
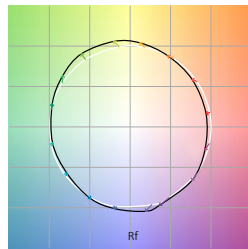
STRIP - STATIC WHITE - SW24/5.0



2000K

2015 K

CRI: 92.7
CRI R9: 59.4
TM30 Rf: 88.2
TM30 Rg: 102.9
CQS: 79.4
X: 0.523
Y: 0.411
U: 0.304
V: 0.358
Δuv: -0.0009



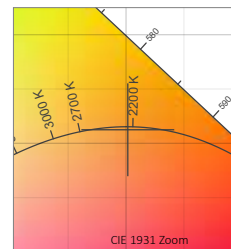
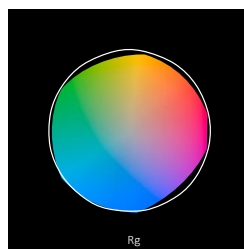
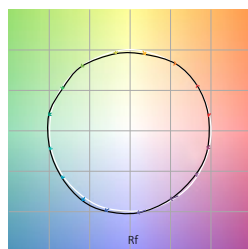
R1	R2	R3	R4	R5	R6	R7	R8	R9	R10	R11	R12	R13	R14	R15	
93.5	96.9	97.2	93.3	93.0	97.5	90.1	79.8	59.4	90.8	95.1	90.4	94.6	96.6	88.3	
Q1	Q2	Q3	Q4	Q5	Q6	Q7	Q8	Q9	Q10	Q11	Q12	Q13	Q14	Q15	
75.3	83.6	80.6	81.1	81.6	77.5	74.1	76.9	85.5	82.9	82.3	81.5	81.3	78.6	77.0	
C1	C2	C3	C4	C5	C6	C7	C8	C9	C10	C11	C12	C13	C14	C15	C16
89.0	87.0	85.0	88.5	90.1	87.4	85.6	89.2	92.5	92.7	90.3	88.2	88.2	70.4	84.6	85.8

TM30			
Hue Bin	R _f	Chroma	Hue
1	89	-5%	-1%
2	87	-4%	5%
3	85	-1%	7%
4	88	4%	6%
5	90	8%	5%
6	87	9%	1%
7	86	5%	-7%
8	89	0%	-7%
9	93	-2%	-3%
10	93	-3%	2%
11	90	1%	5%
12	88	3%	3%
13	88	6%	-9%
14	70	1%	-15%
15	85	0%	-10%
16	86	-4%	-8%

2200K

2224 K

CRI: 95.6
CRI R9: 88.8
TM30 Rf: 93.2
TM30 Rg: 99.9
CQS: 90.1
X: 0.502
Y: 0.412
U: 0.289
V: 0.356
Δuv: -0.0009



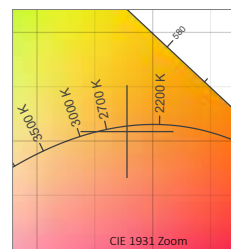
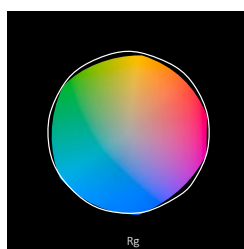
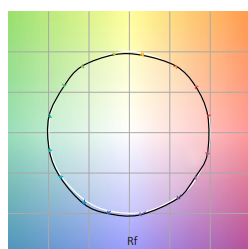
R1	R2	R3	R4	R5	R6	R7	R8	R9	R10	R11	R12	R13	R14	R15	
96.7	96.8	99.0	96.2	95.5	91.3	95.1	94.2	88.8	94.5	91.1	85.6	96.0	98.4	98.7	
Q1	Q2	Q3	Q4	Q5	Q6	Q7	Q8	Q9	Q10	Q11	Q12	Q13	Q14	Q15	
86.7	89.1	91.8	91.7	92.1	91.7	92.2	92.3	91.3	91.4	91.1	91.6	92.3	88.3	88.1	
C1	C2	C3	C4	C5	C6	C7	C8	C9	C10	C11	C12	C13	C14	C15	C16
94.4	96.2	95.2	91.7	95.2	94.7	93.7	94.4	93.3	94.6	92.7	91.1	89.1	82.9	93.8	91.6

TM30			
Hue Bin	R _f	Chroma	Hue
1	94	-1%	1%
2	96	0%	0%
3	95	0%	-1%
4	92	-4%	-4%
5	95	-3%	0%
6	95	0%	3%
7	94	-2%	3%
8	94	3%	3%
9	93	2%	3%
10	95	2%	2%
11	93	5%	0%
12	91	3%	-4%
13	89	1%	-10%
14	83	-2%	-10%
15	94	-3%	-1%
16	92	-2%	-5%

2400K

2456 K

CRI: 96.4
CRI R9: 92.3
TM30 Rf: 94.0
TM30 Rg: 101.1
CQS: 93.6
X: 0.478
Y: 0.409
U: 0.275
V: 0.353
Δuv: -0.0018



R1	R2	R3	R4	R5	R6	R7	R8	R9	R10	R11	R12	R13	R14	R15	
96.7	97.1	99.2	97.0	96.1	93.0	96.0	95.9	92.3	95.5	93.1	87.3	96.2	98.3	99.1	
Q1	Q2	Q3	Q4	Q5	Q6	Q7	Q8	Q9	Q10	Q11	Q12	Q13	Q14	Q15	
91.0	93.0	93.9	94.2	95.0	95.5	93.5	94.1	95.1	95.8	95.6	95.8	95.2	91.8	92.2	
C1	C2	C3	C4	C5	C6	C7	C8	C9	C10	C11	C12	C13	C14	C15	C16
95.4	96.6	95.8	93.2	96.0	95.5	95.6	96.5	94.0	94.7	92.4	91.9	89.8	89.5	94.0	90.7

TM30			
Hue Bin	R _f	Chroma	Hue
1	95	-1%	1%
2	97	0%	0%
3	96	0%	0%
4	93	-3%	-3%
5	96	-2%	1%
6	95	1%	2%
7	96	-1%	2%
8	96	2%	1%
9	94	1%	3%
10	95	2%	2%
11	92	5%	2%
12	92	3%	-3%
13	90	2%	-8%
14	89	1%	-6%
15	94	-2%	-1%
16	91	0%	-6%

NOTES:

- CRI R values, only R1-R8 are used to calculate RA CRI values
- TM30 C values, 16 binned values out of total of 99 C values
- CQS Q values
- Data subject to change, all data has +/- 5% tolerance

RESOURCE GUIDE - COLOR DATA

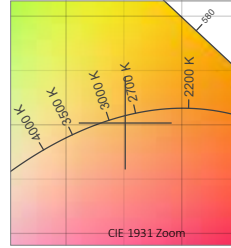
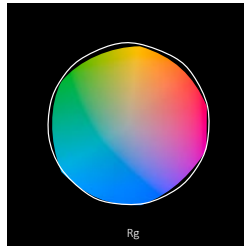
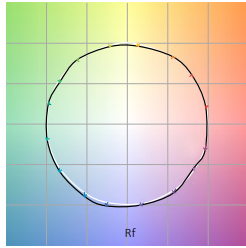
STRIP - STATIC WHITE - SW24/5.0



2700K

2758 K

CRI: 97.0
 CRI R9: 94.5
 TM30 Rf: 94.0
 TM30 Rg: 101.1
 CQS: 95.1
 X: 0.451
 Y: 0.402
 U: 0.261
 V: 0.348
 Δuv: -0.0026



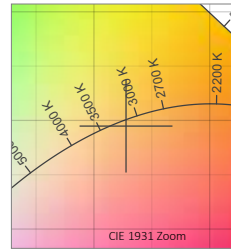
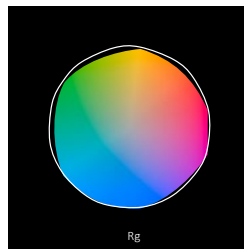
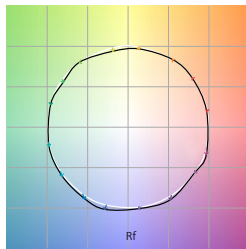
R1	R2	R3	R4	R5	R6	R7	R8	R9	R10	R11	R12	R13	R14	R15	
97.0	97.4	98.9	98.1	97.0	94.3	96.6	96.9	94.5	96.6	95.1	86.6	96.7	98.2	98.5	
Q1	Q2	Q3	Q4	Q5	Q6	Q7	Q8	Q9	Q10	Q11	Q12	Q13	Q14	Q15	
93.3	95.6	93.4	93.7	95.6	97.6	94.4	95.4	97.7	97.0	97.0	97.1	96.7	94.2	94.4	
C1	C2	C3	C4	C5	C6	C7	C8	C9	C10	C11	C12	C13	C14	C15	C16
95.4	97.1	96.1	93.8	95.4	96.6	92.8	97.5	93.8	92.3	92.0	91.2	92.6	91.8	93.3	89.8

TM30			
Hue Bin	R _f	Chroma	Hue
1	95	-1%	1%
2	97	0%	0%
3	96	0%	0%
4	94	-3%	-2%
5	95	-2%	1%
6	97	1%	1%
7	93	-2%	3%
8	98	1%	1%
9	94	1%	3%
10	92	2%	4%
11	92	4%	4%
12	91	4%	-2%
13	93	1%	-5%
14	92	3%	-5%
15	93	-2%	0%
16	90	1%	-7%

3000K

3088 K

CRI: 97.8
 CRI R9: 95.0
 TM30 Rf: 93.3
 TM30 Rg: 100.8
 CQS: 95.1
 X: 0.428
 Y: 0.395
 U: 0.249
 V: 0.344
 Δuv: -0.0024



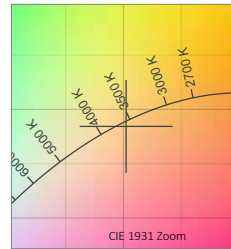
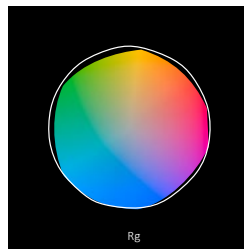
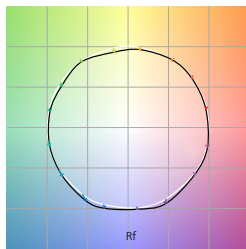
R1	R2	R3	R4	R5	R6	R7	R8	R9	R10	R11	R12	R13	R14	R15	
97.9	98.4	98.2	99.4	98.1	96.0	97.1	97.2	95.0	98.7	97.1	83.9	97.8	98.0	98.3	
Q1	Q2	Q3	Q4	Q5	Q6	Q7	Q8	Q9	Q10	Q11	Q12	Q13	Q14	Q15	
93.5	96.7	91.8	91.8	94.5	97.7	95.1	96.2	97.7	97.0	96.9	97.3	97.3	95.6	95.2	
C1	C2	C3	C4	C5	C6	C7	C8	C9	C10	C11	C12	C13	C14	C15	C16
95.1	97.0	96.1	94.4	92.9	96.9	92.5	97.6	92.4	89.2	89.9	90.8	93.9	91.7	91.2	89.1

TM30			
Hue Bin	R _f	Chroma	Hue
1	95	-1%	1%
2	97	0%	0%
3	96	0%	1%
4	94	-2%	-1%
5	93	-4%	0%
6	97	0%	1%
7	92	-2%	3%
8	98	0%	1%
9	92	0%	5%
10	89	1%	6%
11	90	3%	5%
12	91	6%	-1%
13	94	1%	-4%
14	92	4%	-4%
15	91	0%	-2%
16	89	2%	-8%

3500K

3519 K

CRI: 97.8
 CRI R9: 94.4
 TM30 Rf: 91.9
 TM30 Rg: 99.9
 CQS: 95.2
 X: 0.402
 Y: 0.384
 U: 0.236
 V: 0.339
 Δuv: -0.0022



R1	R2	R3	R4	R5	R6	R7	R8	R9	R10	R11	R12	R13	R14	R15	
98.6	99.3	97.3	98.5	97.8	96.3	97.3	96.8	94.4	98.2	98.1	78.4	99.1	97.7	97.7	
Q1	Q2	Q3	Q4	Q5	Q6	Q7	Q8	Q9	Q10	Q11	Q12	Q13	Q14	Q15	
94.1	98.5	90.6	89.8	93.5	96.6	96.6	97.6	98.4	97.6	97.2	98.0	98.4	97.3	96.4	
C1	C2	C3	C4	C5	C6	C7	C8	C9	C10	C11	C12	C13	C14	C15	C16
93.9	96.5	95.4	93.1	91.4	96.8	92.6	94.6	90.6	86.2	86.3	90.8	94.6	91.2	90.2	89.5

TM30			
Hue Bin	R _f	Chroma	Hue
1	94	-1%	1%
2	96	0%	0%
3	95	0%	1%
4	93	-2%	-1%
5	91	-5%	0%
6	97	0%	1%
7	93	-3%	3%
8	95	-1%	3%
9	91	0%	6%
10	86	1%	9%
11	86	4%	7%
12	91	4%	1%
13	95	1%	-3%
14	91	5%	-4%
15	90	1%	-3%
16	89	1%	-5%

- NOTES:**
- CRI R values, only R1-R8 are used to calculate RA CRI values
 - TM30 C values, 16 binned values out of total of 99 C values
 - CQS Q values
 - Data subject to change, all data has +/- 5% tolerance

RESOURCE GUIDE - COLOR DATA

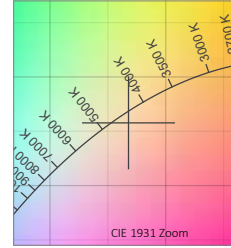
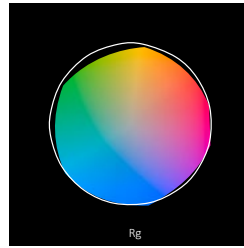
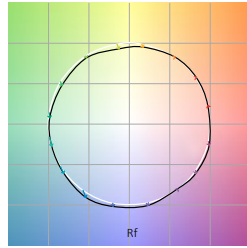
STRIP - STATIC WHITE - SW24/5.0



4000K

4237 K

CRI: 96.2
CRI R9: 92.2
TM30 Rf: 89.9
TM30 Rg: 99.8
CQS: 93.8
X: 0.368
Y: 0.358
U: 0.224
V: 0.327
 Δuv : -0.0053



R1	R2	R3	R4	R5	R6	R7	R8	R9	R10	R11	R12	R13	R14	R15	
95.7	96.7	98.0	97.2	95.6	94.1	96.1	96.2	92.2	96.3	98.2	73.4	95.8	98.2	93.2	
Q1	Q2	Q3	Q4	Q5	Q6	Q7	Q8	Q9	Q10	Q11	Q12	Q13	Q14	Q15	
92.2	98.6	88.8	86.6	90.4	94.2	97.7	98.2	97.5	97.7	96.6	97.4	97.8	96.6	95.1	
C1	C2	C3	C4	C5	C6	C7	C8	C9	C10	C11	C12	C13	C14	C15	C16
91.9	94.5	95.1	90.9	89.1	94.8	91.2	89.0	85.2	83.2	84.2	92.2	92.5	93.7	88.0	87.7

TM30			
Hue Bin	R _f	Chroma	Hue
1	92	0%	2%
2	94	1%	0%
3	95	0%	0%
4	91	-3%	-2%
5	89	-6%	-1%
6	95	-2%	1%
7	91	-4%	3%
8	89	-2%	6%
9	85	0%	11%
10	83	1%	9%
11	84	5%	8%
12	92	4%	1%
13	92	3%	-2%
14	94	0%	0%
15	88	2%	-3%
16	88	2%	-4%

NOTES:

- CRI R values, only R1-R8 are used to calculate RA CRI values
- TM30 C values, 16 binned values out of total of 99 C values
- CQS Q values
- Data subject to change, all data has +/- 5% tolerance

RESOURCE GUIDE - CONNECTORS/WIRE

STRIP - STATIC WHITE



CONNECTORS/WIRE

BARE WIRE


- Belden Wire 22 AWG
- Outdoor rated
- 24" Standard length



BARE WIRE

DRY BARREL

- 22 AWG
- Dry rated
- 6" Standard length



MALE
INPUT CONNECTOR

FEMALE
OUTPUT CONNECTOR

WET BARREL

- 18 AWG
- Wet rated
- 6" Standard length



MALE
INPUT CONNECTOR

FEMALE
OUTPUT CONNECTOR

RELATED PRODUCTS



Sold: Individually



Junction Box that allows for splicing of LED Lead wires

*Full ordering guide available for this product

RELATED PRODUCTS



Sold: Individually



Two Females and one Male



Sold: Individually



Four Females and one Male



Sold: Individually



Connects a Male Barrel to a Male Barrel



Sold: Individually



Connects a Female Barrel to a Female Barrel

RESOURCE GUIDE - LUMEN MULTIPLIER STRIP IN EXTRUSION



FINISH

ST Satin finish **BK** Black finish **BZ** Bronze finish

LENS **CL** Clear **FR** Frosted **PR** Polar **DF** Diffused



ENC/CL Encapsulated in Clear

ENC/TL Encapsulated in Translucent

LUMEN MULTIPLIER FORMULA

Bare LED Lumens x Extrusion Finish/Lens Value

Example:

$$454 \text{ lm/ft} \times 0.61 = 276.94 \text{ lm/ft}$$

SW24/5.0 at 3000K x TORQ Extrusion in Black with FR Lens

SLIM	Lens	Finish		
		Satin (ST)	Black (BK)	Bronze (BZ)
	CL	0.90	0.87	**
	DF	0.75	0.64	**

WIDE	Lens	Finish		
		Satin (ST)	Black (BK)	Bronze (BZ)
	CL	0.90	0.81	N/A
	FR	0.87	0.79	N/A
	PR	0.84	0.74	N/A
	DF	0.76	0.63	N/A

ROND	Lens	Finish		
		Satin (ST)	Black (BK)	Bronze (BZ)
	CL	0.83	**	N/A
	FR	0.81	**	N/A
	PR	0.77	**	N/A
	DF	0.71	**	N/A

VEGA	Lens	Finish		
		Satin (ST)	Black (BK)	Bronze (BZ)
	CL	0.96	N/A	N/A

TORQ	Lens	Finish			
		Satin (ST)	Black (BK)	Bronze (BZ)	
		CL	0.76	0.63	**
		FR	0.74	0.61	**
		PR	0.64	0.51	**
		DF	0.57	0.41	**
ENC/CL	0.64	0.36	**		
ENC/TL	0.53	0.26	**		

TRE3	Lens	Finish		
		Satin (ST)	Black (BK)	Bronze (BZ)
	DF	0.76	N/A	N/A

ARKA	Lens	Finish			
		Satin (ST)	Black (BK)	Bronze (BZ)	
		CL	0.95	0.90	**
		FR	0.93	0.89	**
PR	0.86	0.81	**		
DF	0.79	0.70	**		

TELA	Lens	Finish		
		Satin (ST)	Black (BK)	Bronze (BZ)
		FR	0.89	0.86
PR	0.83	0.79	**	
DF	0.79	0.72	**	

VEVE	Lens	Finish			
		Satin (ST)	Black (BK)	Bronze (BZ)	
		CL	0.83	0.71	N/A
		FR	0.82	0.71	N/A
PR	0.76	0.63	N/A		
DF	0.64	0.50	N/A		

FLUR	Lens	Finish			
		Satin (ST)	Black (BK)	Bronze (BZ)	
		CL	0.68	0.55	N/A
		FR	0.66	0.51	N/A
		PR	0.54	0.38	N/A
		DF	0.45	0.28	N/A
ENC/CL	0.54	0.30	N/A		
ENC/TL	0.34	0.16	N/A		

LATO	Lens	Finish			
		Satin (ST)	Black (BK)	Bronze (BZ)	
		CL	0.83	0.70	**
		FR	0.83	0.70	**
		PR	0.77	0.63	**
		DF	0.66	0.51	**
ENC/CL	0.73	0.48	**		
ENC/TL	0.47	0.27	**		

MDIN-S	Lens	Finish		
		Satin (ST)	Black (BK)	Bronze (BZ)
	DF	0.51	N/A	N/A

TALO	Lens	Finish			
		Satin (ST)	Black (BK)	Bronze (BZ)	
		CL	0.84	0.71	N/A
		FR	0.83	0.70	N/A
		PR	0.77	0.64	N/A
		DF	0.70	0.54	N/A
ENC/CL	0.72	0.46	N/A		
ENC/TL	0.36	0.20	N/A		

LALO	Lens	Finish			
		Satin (ST)	Black (BK)	Bronze (BZ)	
		CL	0.83	0.71	N/A
		FR	0.83	0.70	N/A
		PR	0.78	0.63	N/A
		DF	0.70	0.53	N/A
ENC/CL	0.73	0.47	N/A		
ENC/TL	0.39	0.20	N/A		

Diode free or near Diode free

NOTES: • Data subject to change, all data has +/- 5% tolerance