



DW24/6.0

STRIP - DYNAMIC WHITE



V/WATTS	RATED	CCT	² CONNECTOR/ WIRE IN	² CONNECTOR/ WIRE OUT	ILLUMINATED LENGTH (IN)
DW24/6.0 Voltage: 24 VDC Wattage: 6.0 W/ft	DRY	20/27 - 2000K-2700K 20/30 - 2000K-3000K	¹BW CLS	CLS ¹BW	2"-192" OR ²MATCH 1.95" increments Matches EXT length ordered
	DMP	24/30 - 2400K-3000K	¹BW	CLS ¹BW	2"-180" OR ²MATCH 1.95" increments Matches EXT length ordered
	³ENC	24/30 - 2400K-3000K	¹BW	CLS ¹BW	²MATCH Matches EXT length ordered
	WET	20/27 - 2000K-2700K 20/30 - 2000K-3000K	¹BW	CLS ¹BW	2"-192" OR ²MATCH 1.95" increments Matches EXT length ordered

ENC RATED STRIP ARE NOT FIELD CUTTABLE

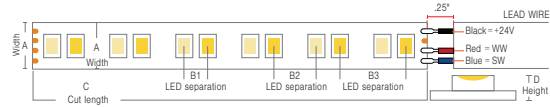
- NOTES:**
- Field modifications must comply with Q-Tran's installation methods otherwise warranty is null and void
 - All data has +/- 5% tolerance
 - 5 year warranty
 - Consent factory for alternate Kelvin temperature
 - ¹ BW comes in standard 24" - request custom length (Max 120") by writing it in inches next to "BW" in the order code box (ex. BW48)
 - ² Wire orientation for MATCH will be dictated by extrusion Feed In/Feed Out selection
 - Connector/Wire In or Out not needed to specify product. Standard configuration is BW for Wire In and CLS for Wire out
 - ³ If ordering an encapsulated extrusion, ENC (Encapsulated in Extrusion) must be chosen for your strip

TECHNICAL INFORMATION [Calculated L70(6k) = 70000 hrs]

*Tested with DW24/6.0-DRY

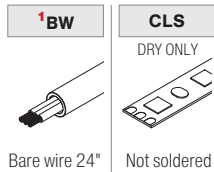
CCT	Lumen/ft	CRI Ra	CRI R9	TM30 Rf	TM30 Rg	Circuit Wattage
2000K	221	94	63	85	107	2.93
2400K	***	**	**	**	***	2.93
2700K	242	97	97	94	102	2.93
3000K	261	98	96	94	102	2.93

DIMENSIONS

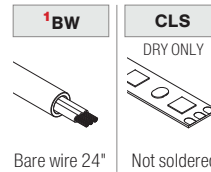


Section (in)	DRY	DMP	WET
A	0.39"	xxx	0.47"
B1	0.10"	xxx	0.10"
B2	0.25"	xxx	0.25"
B3	0.32"	xxx	0.32"
C	1.95"	xxx	1.95"
D	0.05"	xxx	0.18"

CONNECTOR/WIRE IN



CONNECTOR/WIRE OUT



COMPATIBLE EXTRUSIONS

SLIM	WIDE	ROND	VEGA	TORQ	TRE3	LALO	TALO	ARKA	TELA	VEVE	FLUR	LATO	MDIN
<input checked="" type="checkbox"/> DRY	<input checked="" type="checkbox"/> DRY	<input checked="" type="checkbox"/> DRY	<input checked="" type="checkbox"/> DRY	<input checked="" type="checkbox"/> DRY	<input checked="" type="checkbox"/> DRY	<input checked="" type="checkbox"/> DRY	<input checked="" type="checkbox"/> DRY	<input checked="" type="checkbox"/> DRY	<input checked="" type="checkbox"/> DRY	<input checked="" type="checkbox"/> DRY	<input checked="" type="checkbox"/> DRY	<input checked="" type="checkbox"/> DRY	<input checked="" type="checkbox"/> DRY
<input checked="" type="checkbox"/> DMP	<input checked="" type="checkbox"/> DMP	<input checked="" type="checkbox"/> DMP	<input checked="" type="checkbox"/> DMP	<input checked="" type="checkbox"/> DMP	<input checked="" type="checkbox"/> DMP	<input checked="" type="checkbox"/> DMP	<input checked="" type="checkbox"/> DMP	<input checked="" type="checkbox"/> DMP	<input checked="" type="checkbox"/> DMP	<input checked="" type="checkbox"/> DMP	<input checked="" type="checkbox"/> DMP	<input checked="" type="checkbox"/> DMP	<input checked="" type="checkbox"/> DMP
<input type="checkbox"/> ENC	<input checked="" type="checkbox"/> ENC	<input type="checkbox"/> ENC	<input type="checkbox"/> ENC	<input type="checkbox"/> ENC	<input type="checkbox"/> ENC	<input type="checkbox"/> ENC	<input type="checkbox"/> ENC	<input type="checkbox"/> ENC	<input type="checkbox"/> ENC	<input type="checkbox"/> ENC	<input type="checkbox"/> ENC	<input type="checkbox"/> ENC	<input type="checkbox"/> ENC
<input type="checkbox"/> WET - No lens	<input checked="" type="checkbox"/> WET	<input type="checkbox"/> WET	<input type="checkbox"/> WET	<input type="checkbox"/> WET	<input checked="" type="checkbox"/> WET	<input type="checkbox"/> WET	<input type="checkbox"/> WET	<input type="checkbox"/> WET	<input checked="" type="checkbox"/> WET	<input type="checkbox"/> WET	<input type="checkbox"/> WET	<input type="checkbox"/> WET	<input type="checkbox"/> WET

PROJECT NAME	DATE	COMPANY	TYPE	NOTE