

RESOURCE GUIDE - BUILDING A FIXTURE

STRIP - STATIC COLOR - SC24/5.0

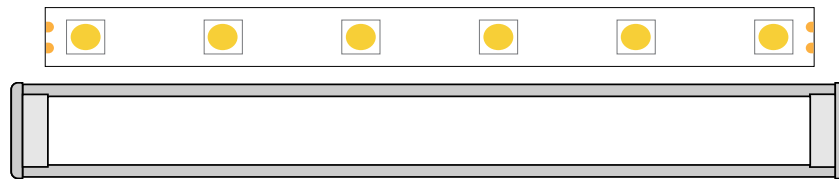


BUILDING A FIXTURE

- 1 Fill out the ordering code on the STRIP cutsheet, choosing "MATCH" for ILLUMINATED LENGTH (IN).

V/WATTS	RATED	CCT - LUMENS/CRI	³ CONNECTOR/ WIRE IN	³ CONNECTOR/ WIRE OUT	ILLUMINATED LENGTH (IN)
SC24/5.0	DRY	RED	BW	CLS	MATCH

The strip you just created will now be *fitted* and installed into an extrusion. The strip and extrusion will not be equal in length; the strip will stop just short of the extrusion's endcaps.



- 2 Fill out the ordering code for the EXTRUSION cutsheet and choose a non-encapsulated lens (Clear, Frosted, Polar, or Diffused).

PRODUCT	FINISH	MOUNTING	LENS	TYPE	FINISHED FIXTURE LENGTH (IN)
TORQ	ST	SST	CL	S1	12"



RESOURCE GUIDE - BUILDING A FIXTURE

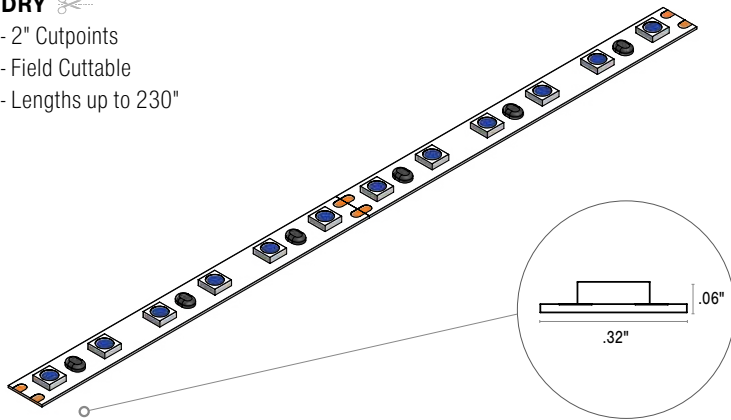
STRIP - STATIC COLOR - SC24/5.0



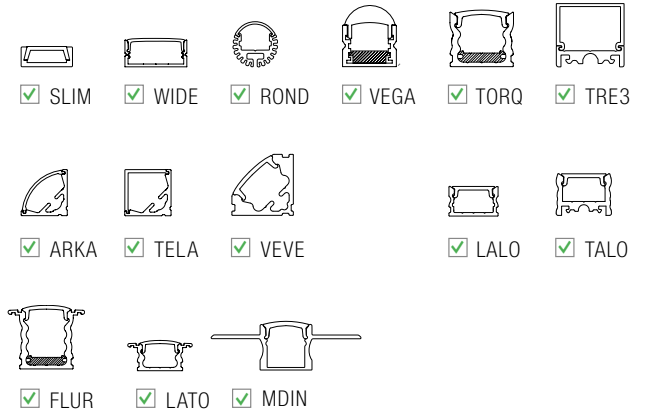
RATED

DRY

- 2" Cutpoints
- Field Cuttable
- Lengths up to 230"

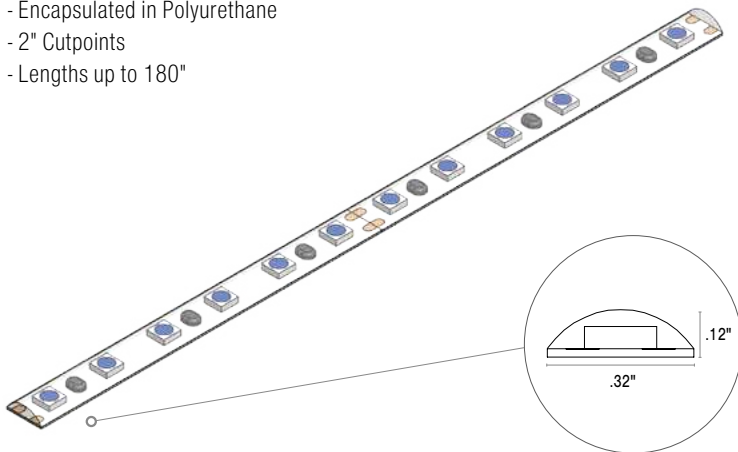


COMPATIBLE EXTRUSIONS

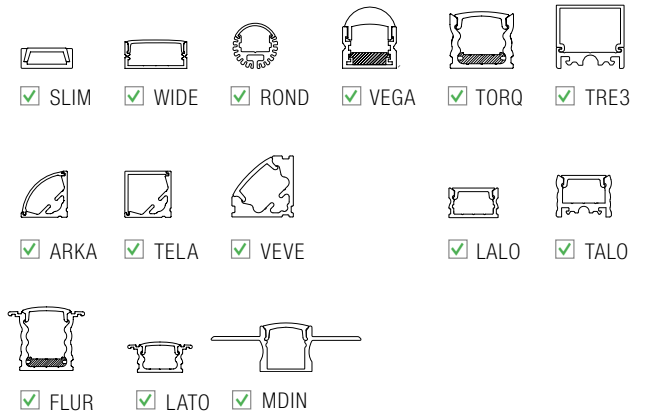


DAMP

- Encapsulated in Polyurethane
- 2" Cutpoints
- Lengths up to 180"

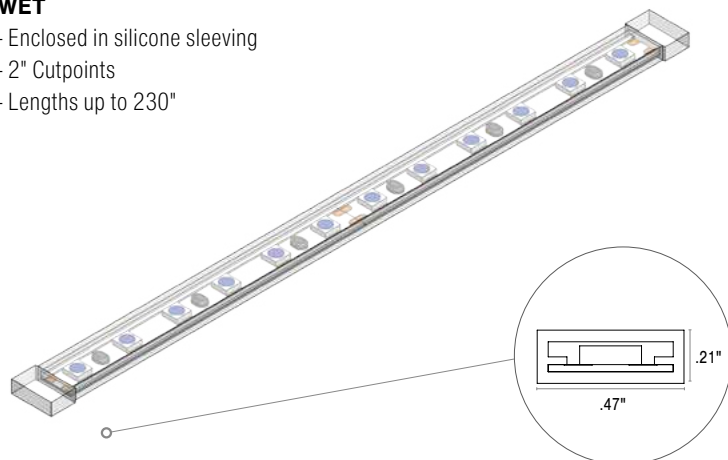


COMPATIBLE EXTRUSIONS



WET

- Enclosed in silicone sleeving
- 2" Cutpoints
- Lengths up to 230"



COMPATIBLE EXTRUSIONS



RESOURCE GUIDE - BUILDING A FIXTURE


STRIP - STATIC COLOR - SC24/5.0



RATED

ENC

- Encapsulated extrusion in Polyurethane
- Lengths up to 120"
- NOT FIELD CUTTABLE



COMPATIBLE EXTRUSIONS:

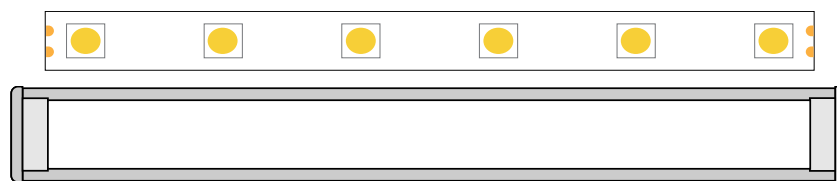


BUILDING AN ENCAPSULATED FIXTURE

- Fill out the ordering code on the STRIP cutsheet, choosing "ENC" for RATED and "MATCH" for ILLUMINATED LENGTH (IN).


V/WATTS	RATED	CCT - LUMENS/CRI	³ CONNECTOR/ WIRE IN	³ CONNECTOR/ WIRE OUT	ILLUMINATED LENGTH (IN)
SC24/5.0	ENC	RED	BW	CLS	MATCH

The strip you just created will now be *fitted* and installed into an extrusion. The strip and extrusion will not be equal in length; the strip will stop just short of the extrusion's endcaps.



- Fill out the ordering code for the EXTRUSION cutsheet and choose an encapsulated lens (ENC/CL or ENC/TL).

PRODUCT	FINISH	MOUNTING	LENS	TYPE	FINISHED FIXTURE LENGTH (IN)
TORQ	ST	SST	ENC/CL	S1	12"



RESOURCE GUIDE - COLOR DATA

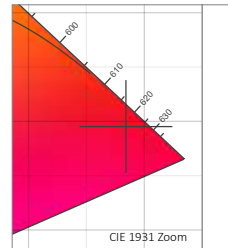

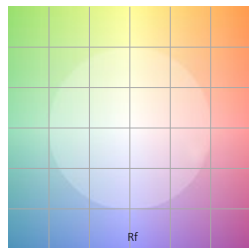
STRIP - STATIC COLOR - SC24/5.0



RED



CRI: 0.0
CRI R9: 0.0
TM30 Rf: 0.0
TM30 Rg: 0.0
CQS: 0.0
X: 0.684
Y: 0.295
U: 0.529
V: 0.342
Δuv: n/a




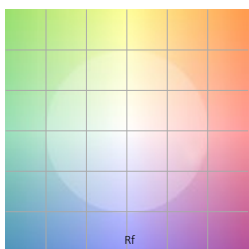
R1	R2	R3	R4	R5	R6	R7	R8	R9	R10	R11	R12	R13	R14	R15	
0.0	0.0	0.0	0.0	0.0	0.0	0.0	0.0	0.0	0.0	0.0	0.0	0.0	0.0	0.0	
Q1	Q2	Q3	Q4	Q5	Q6	Q7	Q8	Q9	Q10	Q11	Q12	Q13	Q14	Q15	
0.0	0.0	0.0	0.0	0.0	0.0	0.0	0.0	0.0	0.0	0.0	0.0	0.0	0.0	0.0	
C1	C2	C3	C4	C5	C6	C7	C8	C9	C10	C11	C12	C13	C14	C15	C16
0.0	0.0	0.0	0.0	0.0	0.0	0.0	0.0	0.0	0.0	0.0	0.0	0.0	0.0	0.0	0.0

TM30			
Hue Bin	R _f	Chroma	Hue
1	0	0%	0%
2	0	0%	0%
3	0	0%	0%
4	0	0%	0%
5	0	0%	0%
6	0	0%	0%
7	0	0%	0%
8	0	0%	0%
9	0	0%	0%
10	0	0%	0%
11	0	0%	0%
12	0	0%	0%
13	0	0%	0%
14	0	0%	0%
15	0	0%	0%
16	0	0%	0%

GREEN



CRI: 0.0
CRI R9: 0.0
TM30 Rf: 0.0
TM30 Rg: 0.0
CQS: 0.0
X: 0.142
Y: 0.717
U: 0.050
V: 0.380
Δuv: n/a



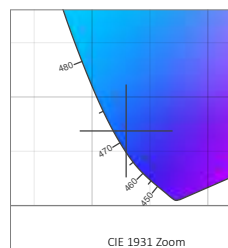

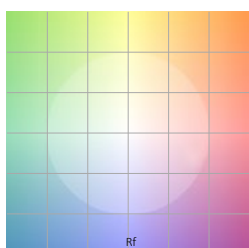
R1	R2	R3	R4	R5	R6	R7	R8	R9	R10	R11	R12	R13	R14	R15	
0.0	0.0	0.0	0.0	0.0	0.0	0.0	0.0	0.0	0.0	0.0	0.0	0.0	0.0	0.0	
Q1	Q2	Q3	Q4	Q5	Q6	Q7	Q8	Q9	Q10	Q11	Q12	Q13	Q14	Q15	
0.0	0.0	0.0	0.0	0.0	0.0	0.0	0.0	0.0	0.0	0.0	0.0	0.0	0.0	0.0	
C1	C2	C3	C4	C5	C6	C7	C8	C9	C10	C11	C12	C13	C14	C15	C16
0.0	0.0	0.0	0.0	0.0	0.0	0.0	0.0	0.0	0.0	0.0	0.0	0.0	0.0	0.0	0.0

TM30			
Hue Bin	R _f	Chroma	Hue
1	0	0%	0%
2	0	0%	0%
3	0	0%	0%
4	0	0%	0%
5	0	0%	0%
6	0	0%	0%
7	0	0%	0%
8	0	0%	0%
9	0	0%	0%
10	0	0%	0%
11	0	0%	0%
12	0	0%	0%
13	0	0%	0%
14	0	0%	0%
15	0	0%	0%
16	0	0%	0%

BLUE



CRI: 0.0
CRI R9: 0.0
TM30 Rf: 0.0
TM30 Rg: 0.0
CQS: 0.0
X: 0.129
Y: 0.069
U: 0.145
V: 0.116
Δuv: n/a



R1	R2	R3	R4	R5	R6	R7	R8	R9	R10	R11	R12	R13	R14	R15	
0.0	0.0	0.0	0.0	0.0	0.0	0.0	0.0	0.0	0.0	0.0	0.0	0.0	0.0	0.0	
Q1	Q2	Q3	Q4	Q5	Q6	Q7	Q8	Q9	Q10	Q11	Q12	Q13	Q14	Q15	
0.0	0.0	0.0	0.0	0.0	0.0	0.0	0.0	0.0	0.0	0.0	0.0	0.0	0.0	0.0	
C1	C2	C3	C4	C5	C6	C7	C8	C9	C10	C11	C12	C13	C14	C15	C16
0.0	0.0	0.0	0.0	0.0	0.0	0.0	0.0	0.0	0.0	0.0	0.0	0.0	0.0	0.0	0.0

TM30			
Hue Bin	R _f	Chroma	Hue
1	0	0%	0%
2	0	0%	0%
3	0	0%	0%
4	0	0%	0%
5	0	0%	0%
6	0	0%	0%
7	0	0%	0%
8	0	0%	0%
9	0	0%	0%
10	0	0%	0%
11	0	0%	0%
12	0	0%	0%
13	0	0%	0%
14	0	0%	0%
15	0	0%	0%
16	0	0%	0%

NOTES:

- CRI R values, only R1-R8 are used to calculate RA CRI values
- TM30 C values, 16 binned values out of total of 99 C values
- CQS Q values
- Data subject to change, all data has +/- 5% tolerance

RESOURCE GUIDE - COLOR DATA

STRIP - STATIC COLOR - SC24/5.0



AMBER

1558 K

CRI: -19.8

CRI R9: -382.5

TM30 Rf: 3.2

TM30 Rg: 28.0

CQS: 12.3

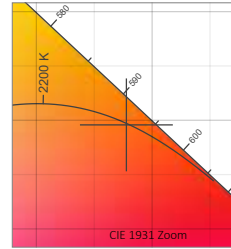
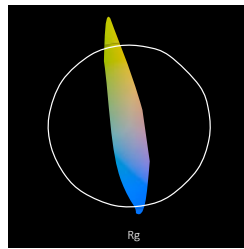
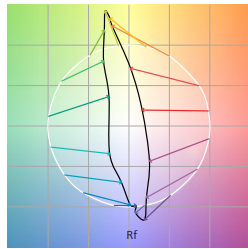
X: 0.578

Y: 0.396

U: 0.351

V: 0.360

Δuv : -0.0004



R1	R2	R3	R4	R5	R6	R7	R8	R9	R10	R11	R12	R13	R14	R15	
-30.9	57.6	12.1	-65.6	-36.5	52.7	-11.9	-135.5	-382.5	40.7	-88.3	17.0	-9.9	43.1	-64.9	
Q1	Q2	Q3	Q4	Q5	Q6	Q7	Q8	Q9	Q10	Q11	Q12	Q13	Q14	Q15	
0.9	53.7	48.2	23.4	18.4	10.0	4.0	12.8	39.6	53.6	39.7	22.1	11.8	0.1	0.2	
C1	C2	C3	C4	C5	C6	C7	C8	C9	C10	C11	C12	C13	C14	C15	C16
0.0	0.0	3.2	32.5	67.6	62.6	5.3	1.1	0.2	1.5	3.8	43.9	50.5	56.0	8.3	0.3

TM30			
Hue Bin	R _f	Chroma	Hue
1	0	-80%	17%
2	0	-58%	65%
3	3	-8%	79%
4	33	26%	50%
5	68	46%	8%
6	63	16%	-32%
7	5	-29%	-49%
8	1	-68%	-39%
9	0	-70%	22%
10	2	-53%	47%
11	4	-20%	56%
12	44	-5%	26%
13	51	7%	-12%
14	56	7%	-43%
15	8	-33%	-64%
16	0	-67%	-42%

NOTES:

- CRI R values, only R1-R8 are used to calculate RA CRI values
- TM30 C values, 16 binned values out of total of 99 C values
- CQS Q values
- Data subject to change, all data has +/- 5% tolerance

RESOURCE GUIDE - CONNECTORS/WIRE

STRIP - STATIC COLOR



CONNECTORS/WIRE

BARE WIRE


- Belden Wire 22 AWG
- Outdoor rated
- 24" Standard length



BARE WIRE

DRY BARREL

- 22 AWG
- Dry rated
- 6" Standard length




MALE
INPUT CONNECTOR

FEMALE
OUTPUT CONNECTOR

WET BARREL

- 18 AWG
- Wet rated
- 6" Standard length



MALE
INPUT CONNECTOR

FEMALE
OUTPUT CONNECTOR

RELATED PRODUCTS



Sold: Individually



Junction Box that allows for splicing of LED Lead wires

*Full ordering guide available for this product

RELATED PRODUCTS



Sold: Individually



Two Females and one Male



Sold: Individually



Four Females and one Male



Sold: Individually



Connects a Male Barrel to a Male Barrel



Sold: Individually



Connects a Female Barrel to a Female Barrel

RESOURCE GUIDE - LUMEN MULTIPLIER STRIP IN EXTRUSION



FINISH

ST Satin finish **BK** Black finish **BZ** Bronze finish

LENS **CL** Clear **FR** Frosted **PR** Polar **DF** Diffused



ENC/CL Encapsulated in Clear

ENC/TL Encapsulated in Translucent

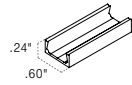
LUMEN MULTIPLIER FORMULA

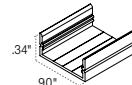
Bare LED Lumens x Extrusion Finish/Lens Value

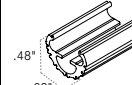
Example:

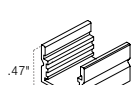
$$104 \text{ lm/ft} \times 0.61 = 63.44 \text{ lm/ft}$$

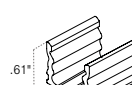
SC24/5.0 in RED x TORQ Extrusion in Black with FR Lens

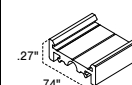
SLIM 	Lens	Finish		
		Satin (ST)	Black (BK)	Bronze (BZ)
.24" / .60"	CL	0.90	0.87	**
	DF	0.75	0.64	**


WIDE 	Lens	Finish		
		Satin (ST)	Black (BK)	Bronze (BZ)
.34" / .90"	CL	0.90	0.81	N/A
	FR	0.87	0.79	N/A
	PR	0.84	0.74	N/A
	DF	0.76	0.63	N/A

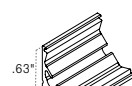
ROND 	Lens	Finish		
		Satin (ST)	Black (BK)	Bronze (BZ)
.48" / .62"	CL	0.83	**	N/A
	FR	0.81	**	N/A
	PR	0.77	**	N/A
	DF	0.71	**	N/A


VEGA 	Lens	Finish		
		Satin (ST)	Black (BK)	Bronze (BZ)
.47" / .61"	CL	0.96	N/A	N/A


TORQ 	Lens	Finish			
		Satin (ST)	Black (BK)	Bronze (BZ)	
		CL	0.76	0.63	**
		FR	0.74	0.61	**
		PR	0.64	0.51	**
		DF	0.57	0.41	**
ENC/CL	0.64	0.36	**		
ENC/TL	0.53	0.26	**		

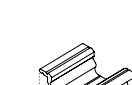
TRE3 	Lens	Finish		
		Satin (ST)	Black (BK)	Bronze (BZ)
.27" / .74"	DF	0.76	N/A	N/A

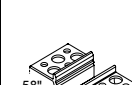
ARKA 	Lens	Finish			
		Satin (ST)	Black (BK)	Bronze (BZ)	
		CL	0.95	0.90	**
		FR	0.93	0.89	**
PR	0.86	0.81	**		
DF	0.79	0.70	**		

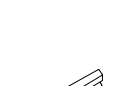
TELA 	Lens	Finish		
		Satin (ST)	Black (BK)	Bronze (BZ)
		FR	0.89	0.86
PR	0.83	0.79	**	
DF	0.79	0.72	**	


VEVE 	Lens	Finish			
		Satin (ST)	Black (BK)	Bronze (BZ)	
		CL	0.83	0.71	N/A
		FR	0.82	0.71	N/A
PR	0.76	0.63	N/A		
DF	0.64	0.50	N/A		

FLUR 	Lens	Finish			
		Satin (ST)	Black (BK)	Bronze (BZ)	
		CL	0.68	0.55	N/A
		FR	0.66	0.51	N/A
		PR	0.54	0.38	N/A
		DF	0.45	0.28	N/A
ENC/CL	0.54	0.30	N/A		
ENC/TL	0.34	0.16	N/A		

LATO 	Lens	Finish			
		Satin (ST)	Black (BK)	Bronze (BZ)	
		CL	0.83	0.70	**
		FR	0.83	0.70	**
		PR	0.77	0.63	**
		DF	0.66	0.51	**
ENC/CL	0.73	0.48	**		
ENC/TL	0.47	0.27	**		

MDIN-S 	Lens	Finish		
		Satin (ST)	Black (BK)	Bronze (BZ)
DF	0.51	N/A	N/A	

TALO 	Lens	Finish			
		Satin (ST)	Black (BK)	Bronze (BZ)	
		CL	0.84	0.71	N/A
		FR	0.83	0.70	N/A
		PR	0.77	0.64	N/A
		DF	0.70	0.54	N/A
ENC/CL	0.72	0.46	N/A		
ENC/TL	0.36	0.20	N/A		

LALO 	Lens	Finish			
		Satin (ST)	Black (BK)	Bronze (BZ)	
		CL	0.83	0.71	N/A
		FR	0.83	0.70	N/A
		PR	0.78	0.63	N/A
		DF	0.70	0.53	N/A
ENC/CL	0.73	0.47	N/A		
ENC/TL	0.39	0.20	N/A		

Diode free or near Diode free

NOTES: • Data subject to change, all data has +/- 5% tolerance