



# BOXA-SW FIXTURES - FLEXIBLE (Q-CAP)



PRODUCT	MOUNTING	RATED	CCT	OUTPUT	LENS	TYPE	CONNECTOR/ WIRE IN	CONNECTOR/ WIRE OUT	END CAPS (NO FEED)	LENGTH (IN)
<b>BOXA-SW</b>	<b>WSC</b> <b>RLC</b> <b>MC</b> <b>*SGC</b> <b>PPS-2</b> <b>PPS-96</b> <b>PPS-FT</b> <b>PPS-LP-2</b> <b>PPS-LP-96</b> <b>PPS-LP-FT</b>	<b>DRY</b> <b>WET</b>	<b>24</b> - 2400K <b>27</b> - 2700K <b>30</b> - 3000K <b>35</b> - 3500K <b>40</b> - 4000K	<b>SO</b> <b>HO</b> <b>VHO</b>	<b>ENC/CL</b> <b>ENC/TL</b>	Single (Closed exit) <b>S1</b> <b>S2</b> <b>S3</b> <b>S4</b> <sup>2</sup> <b>S5</b> Pass through <b>P1</b> <b>P2</b> <b>P3</b> <b>P4</b> <sup>2</sup> <b>P5</b>	<b><sup>1</sup>BW</b> <b>BRL</b>	<b>N/A</b>	<b>CL</b> <b>WH</b>	1" increments from 1"-191"

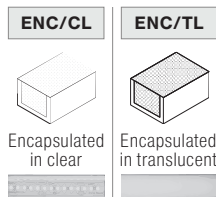
Voltage: 24 VDC  
 Wattage: see table  
 \*White snug clip included with side graze channel  
**ENCAPSULATED PRODUCTS ARE NOT FIELD CUTTABLE**

- NOTES:**
- Field modifications are not covered under Q-Tran warranty
  - Data subject to change, all data has +/- 5% tolerance
  - PPS-FT** is to be cut at Q-Tran to requested length
  - <sup>1</sup>BW comes in standard 24"- request custom length (Max 120") by writing it in inches next to "BW" in the order code box (ex. BW48)
  - Connector/Wire In or Out not needed to specify product. Standard configuration is type S1, Connector/Wire In: BW & Connector/Wire Out: N/A with white endcap (WH)
  - <sup>2</sup> PPS mounting clip recommended for seamless applications

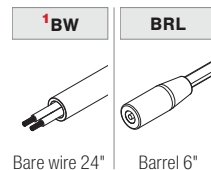
## OUTPUT Tested for BOXA-SW-WSC-DRY (L70 = 40000 HRS)

CCT	SO Standard Output 1.5 W/ft				HO High Output 3.0 W/ft				VHO Very High Output 5.0 W/ft			
	ENC/CL		ENC/TL		ENC/CL		ENC/TL		ENC/CL		ENC/TL	
	LM	CRI	LM	CRI	LM	CRI	LM	CRI	LM	CRI	LM	CRI
2400K	131	95	103	94	231	93	184	93	320	94	265	94
2700K	125	97	102	97	238	99	188	98	324	98	280	98
3000K	133	99	108	98	242	98	198	98	337	98	294	98
3500K	142	96	114	96	242	96	204	97	350	97	285	97
4000K	148	95	120	96	263	96	207	97	364	97	305	97

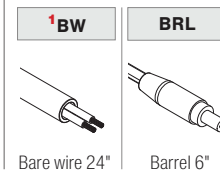
## LENS with LED visibility



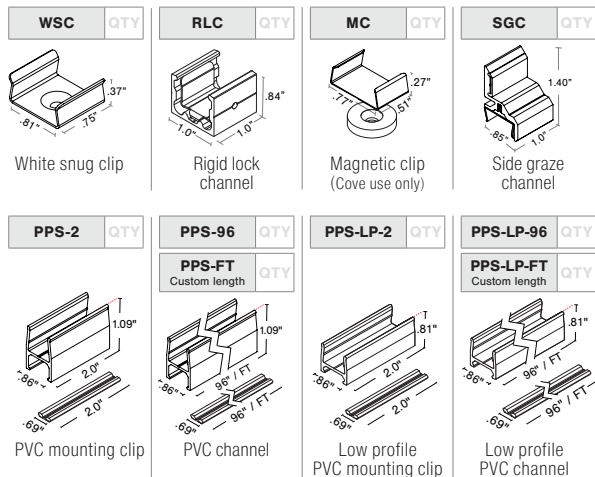
## CONNECTOR/WIRE IN



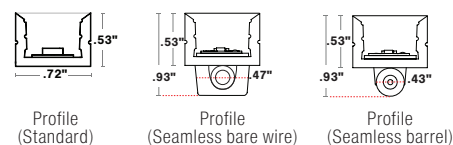
## CONNECTOR/WIRE OUT



## MOUNTING NOTE: 2 white snug clips provided per first 12", 1 for each additional 12". Other mounting styles incur additional charge, see price guide for details.

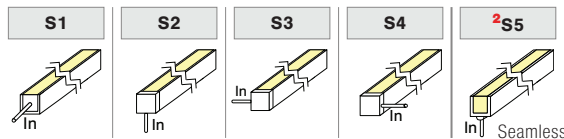


## DIMENSIONS

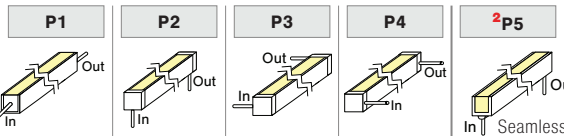


## TYPE


### SINGLE (Input only)



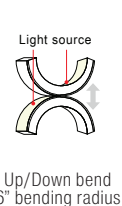
### PASS THROUGH (Input/Output)



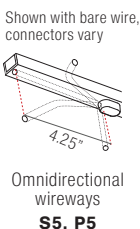
### ORDER EXAMPLE



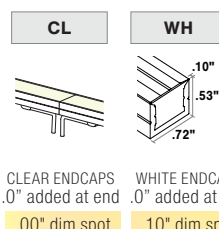
## FLEXIBILITY



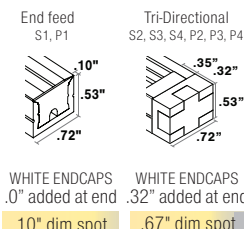
## SEAMLESS



## END CAPS (NO FEED)



## END CAPS (WITH FEED)



PROJECT NAME	DATE	COMPANY	TYPE	NOTE