



Q6M



Housing Dimensions

- 18 - gauge Steel Enclosure: 11" L x 7" W x 4.5"H
- Knockouts: 7
- Color: White Powder coating (Standard)
- (2)3/8" threaded rods. (Rods not included)

Toroidal Transformer - Dual Tap (DT)

- (2) Primary taps: 12V, 13V or 24V, 26V
- Loads may be connected to one (1) of the primary taps up to the full watt rating of the PSC.
- The advantage is that the PSC can be tapped to recover voltage drop and produce between 85%-100% light output.

NOTE: See Voltage Drop Calculator at www.q-tran.com

Secondary Circuit

- Up to three (5) magnetic circuit breaker
- Amps: 5A, 10A, 12.5A, 15A, 20A and 25A

NOTE: Breakers are sized to the feed load per N.E.C. Article 411 (not to exceed 25 amps per load). All wiring by the electrical contractor must be Class 1 compliant to N.E.C.

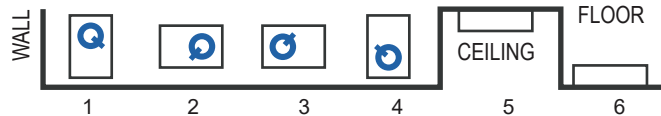
Toroidal Choke

- A Choke or "Debuzzing Coil" reduces noise and in-rush current and is especially helpful when dimming. Choke is standard.

NOTE: Suspension rods are purchased separately and not from Q-Tran, Inc.

Mounting

- 6 plane surface mount
- Rod suspension (Two -3/8" threaded rods)



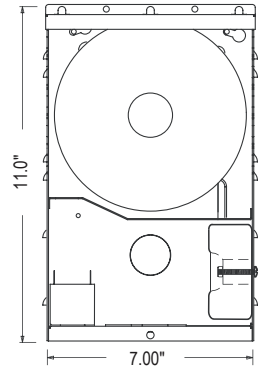
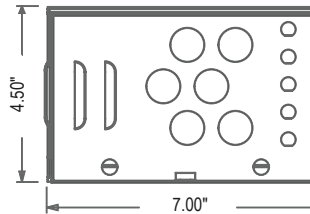
LOW VOLTAGE LIGHTING POWER SUPPLY

- FOR INDOOR USE ONLY
- SURFACE MOUNT ANY POSITION
- SUITABLE FOR DAMP LOCATIONS
- TYPE IC RECESSED, INHERENTLY PROTECTED
- FOR SUPPLY CONNECTIONS USE WIRE RATED FOR AT LEAST 90 °C
- DIMMER, IF USED, MUST BE MAGNETIC LOW VOLTAGE DIMMER
- CERTIFIED TO STANDARDS ANSI/UL 2108
- USE DIMMERS RATED FOR MAGNETIC LOW VOLTAGE LOAD
- MADE IN THE U.S.A.



Front View

Bottom View



ORDERING GUIDE								
1 Model	2 Prim. V	3 Sec. V	4 No.	5 Amp.	6 Choke	7 Option	Option 2	
Q6M	-	/	-	x	+	+	+	
1 Size	Max Load (Watts)	PSC Efficiency	Max Energy Rating (Watts)	Max PSC Rating (VA)	Max Prim. Amps @ 120V	Max Prim. Amps @ 277V		
500DT	500W	94	530W	757	4.7 A	.2 A		
600DT	600W	94	626W	690	5.7 A	2.4 A		
750DT	750W	94	795W	863	7.1 A	3.0 A		
D-2x300DT	600W	92	600W	690	5.8 A	2.4 A		
2 Primary Voltage	120(60Hz)	277(60Hz)						
3 Secondary Voltage	12V	24V						
4 Number of Breakers	1-5		7 Options			BK Black Powder Coat Finish		
5 Secondary Breaker Amperage	AMPS	Max 12V Load	Max 24V Load					
5	60W	120W						
10	120W	240W						
12.5	150W	300W						
15	180W	360W						
20	240W	480W						
25	300W	600W						
6 Choke	CK-L: 500W-750W Choke							
Ordering Example								
Q6M-600DT - 120/12 - 2x25 + CK-L								



2017.V01

PROJECT NAME	DATE	COMPANY	TYPE	NOTE