



DUO POWER SUPPLY CENTER (PSC)

Housing

18 Gauge welded steel measuring 14.5"L x 8.0"W x 4.0"D with 21 knockouts and a barrier plate. Bracket (UMB - Universal Mounting Bracket) included to secure housing to a 2X4 wall stud for recess wall mounting or to surface mount. Door measures 15.5"L X 9.0"W.

Multi-Volt & Taps

The QTM Series Power Supply Center comes standard with five (5) primary taps to provide secondary voltages of: 11V, 12V, 13V, 14V & 15V or 22V, 24V, 26V, 28V, & 30V. Loads may be connected to one (1) of the primary taps up to the full watt rating of the PSC. The advantage is that loads at varying distances from the PSC can be tapped to recover voltage drop and produce between 85%-100% light output. See separate "Voltage Drop Calculator".

Primary Circuit Protection

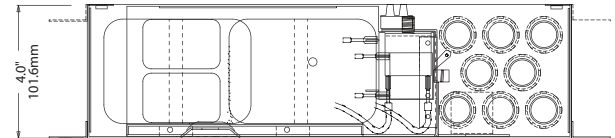
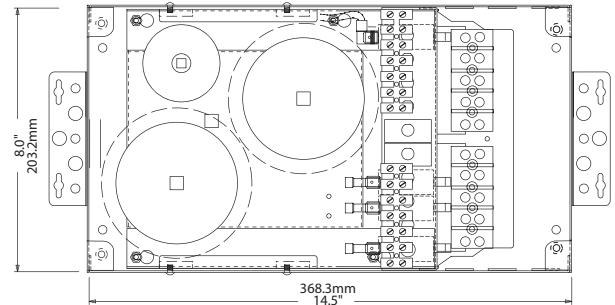
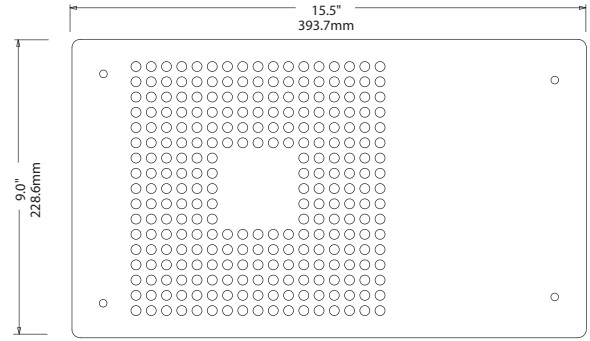
All units come with both a primary magnetic circuit breaker and a primary auto-reset thermal protector, which is built into the transformer. This thermal protector will temporarily disconnect the primary if the transformer over heats due to an overload or saturation from a faulty dimmer.

Secondary Circuit Protection

Protected by up to two (2) magnetic circuit breakers per transformer. Breaker sized to the feed load per N.E.C. Article 411 (not to exceed 25 amps per load). All wiring by the electrical contractor must be Class 1 compliant to N.E.C. Secondary breakers available in 5A, 10A, 15A, 20A, and 25A.

Toroidal Choke

A choke or "debuzzing coil" reduces noise and in-rush current. Chokes are standard, to achieve quiet operation.



POWER TRAY STANDARD



2 Controlled zones

Ordering and Specification Guide							
Model	Prim. V	Sec. V	No.	Amp.	Choke	Options	Options 2
QTM D- XXXX-	-	/	-	x	+	+	+
Model	Max Lamp Load Watts	PSC Efficiency	Max PSC Rating (Watts)	Max PSC Rating (VA)	Max Prim. Amps@120V	Max Prim. Amps@277V	
QTM D - 2X150	300 W	92%	324	350	3.0 A	.14 A	
QTM D - 150/300	450 W	93%	483	522	4.4 A	2.0 A	
QTM D - 2X300	600 W	93%	642	694	5.8 A	2.6 A	
Primary Voltage							
120 (60Hz)	230 (50/60Hz)	*	277 (60Hz)	*			
Transformer Secondary Voltage							
12	24	5.5	*	120	*		
Number of Secondary Breakers							
1 to 2	One to Two Secondary Circuit Breakers per transformer						
Secondary Breaker Amperage							
Amps	Max 12V Load	Max 24V Load					
5	60W	120W					
10	120W	240W					
12.5	150W	300W					
15	180W	360W					
20	240W	480W					
25	300W	600W					
Choke							
CK-S	150W-300W Choke - Suggested with Dimming						
CK-L	375W-600W Choke - Suggested with Dimming						
XX	No Choke Required						
Options							
WH	White Powder Coat Standard		DP*	Dimmer Plate			
BK*	Black Powder Coat Finish		SP*	Switch Plate			
PL*	Plenum Rated						
Ordering Example							
QTM D - 300 - 120/12 - 2x15 + CK-S							
XXXX - 300 - 120/24 - 1x15 + CK-S							

* NOT STANDARD, CALL FACTORY FOR PRICING

DOWNLOAD THIS PAGE AT WWW.Q-TRAN.COM



LOW VOLTAGE LIGHTING POWER SUPPLY CENTER

- UL 2108 & 1598 LISTED
- SURFACE, CEILING OR WALL MOUNT
- RECESSED WALL MOUNTTYPE IC
- SUITABLE FOR USE IN INSULATED SPACE - ZERO CLEARANCE
- SUITABLE FOR USE IN CLOSETS WITH CLOTHES IN DIRECT CONTACT
- INHERENTLY PROTECTEDTYPE IC
- FOR SUPPLY CONNECTIONS USE WIRE RATED FOR AT LEAST 75 C.
- SUITABLE FOR INDOOR USE ONLY
- SUITABLE FOR DAMP LOCATIONS
- USE DIMMERS RATED FOR MAGNETIC LOW VOLTAGE LOAD
- COMPLIES WITH N.E.C. ARTICLE 411
- ISOLATIONTOROIDALTRANSFORMER
- 50/60 CYCLE A.C. ONLY
- MADE IN THE U.S.A.

Q-Tran, Inc. reserves the right to change product specifications at any time without incurring obligations.