

QTM^{TRAN}D

DUO POWER SUPPLY CENTER (PSC)

Housing

18 Gauge welded steel measuring 14.5"L x 8.0"W x 4.0"D with 21 knockouts and a barrier plate. Bracket (UMB - Universal Mounting Bracket) included to secure housing to a 2X4 wall stud for recess wall mounting or to surface mount. Door measures 15.5"L X 9.0"W.

Multi-Volt & Taps

The QTM Series Power Supply Center comes standard with five (5) primary taps to provide secondary voltages of: 11V, 12V, 13V, 14V & 15V or 22V, 24V, 26V, 28V, & 30V. Loads may be connected to one (1) of the primary taps up to the full watt rating of the PSC. The advantage is that loads at varying distances from the PSC can be tapped to recover voltage drop and produce between 85%-100% light output. See separate "Voltage Drop Calculator".

Primary Circuit Protection

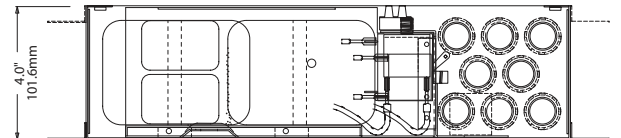
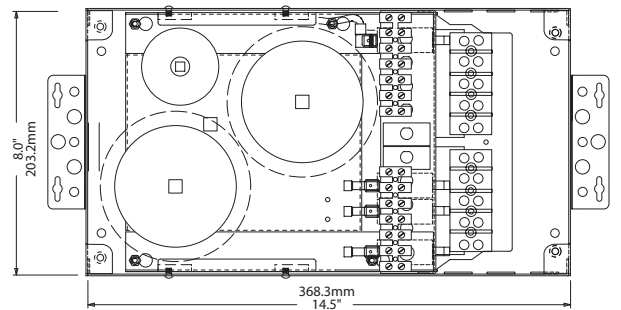
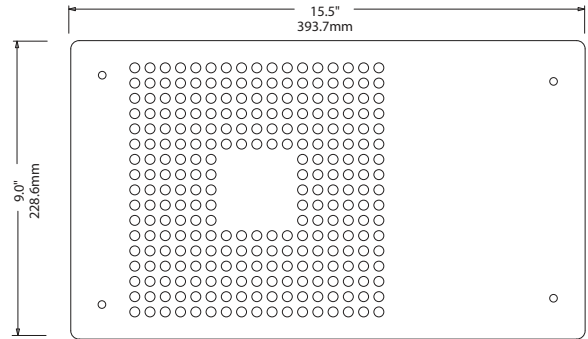
All units come with both a primary magnetic circuit breaker and a primary auto-reset thermal protector, which is built into the transformer. This thermal protector will temporarily disconnect the primary if the transformer over heats due to an overload or saturation from a faulty dimmer.

Secondary Circuit Protection

Protected by up to two (2) magnetic circuit breakers per transformer. Breaker sized to the feed load per N.E.C. Article 411 (not to exceed 25 amps per load). All wiring by the electrical contractor must be Class 1 compliant to N.E.C. Secondary breakers available in 5A, 10A, 15A, 20A, and 25A.

Toroidal Choke

A choke or "debuzzing coil" reduces noise and in-rush current. Chokes are standard, to achieve quiet operation.



POWER TRAY STANDARD



2 Controlled zones

Ordering and Specification Guide						
Model	Prim. V	Sec. V	No.	Amp.	Choke	Options
QTM ^{TRAN} D- XXXX-			X			
Model	Max Lamp Load Watts	PSC Efficiency	Max PSC Rating (Watts)	Max PSC Rating (VA)	Max Prim. Amps@120V	Max Prim. Amps@277V
QTM ^{TRAN} D - 2X150	300 W	92%	324	350	3.0 A	.14 A
QTM ^{TRAN} D - 150/300	450 W	93%	483	522	4.4 A	2.0 A
QTM ^{TRAN} D - 2X300	600 W	93%	642	694	5.8 A	2.6 A
Primary Voltage						
120 (60Hz)	230 (50/60Hz)*	277 (60Hz) *				
Transformer Secondary Voltage						
12	24	5.5 *	120 *			
Number of Secondary Breakers						
1 to 2 One to Two Secondary Circuit Breakers per transformer						
Secondary Breaker Amperage						
Amps	Max 12V Load	Max 24V Load				
5	60W	120W				
10	120W	240W				
12.5	150W	300W				
15	180W	360W				
20	240W	480W				
25	300W	600W				
Choke						
CK-S	150W-300W Choke - Suggested with Dimming					
CK-L	375W-600W Choke - Suggested with Dimming					
XX	No Choke Required					
Options						
WH	White Powder Coat Standard	DP*	Dimmer Plate			
BK*	Black Powder Coat Finish	SP*	Switch Plate			
PL*	Plenum Rated					
Ordering Example						
QTM ^{TRAN} D - 300 - 120/12 - 2x15 + CK-S						
XXXX - 300 - 120/24 - 1x15 + CK-S						

* NOT STANDARD, CALL FACTORY FOR PRICING

DOWNLOAD THIS PAGE AT WWW.Q-TRAN.COM

LISTED **US 5F78**

LOW VOLTAGE LIGHTING POWER SUPPLY CENTER

- UL 2108 & 1598 LISTED
- SURFACE, CEILING OR WALL MOUNT
- RECESSED WALL MOUNTTYPE IC
- SUITABLE FOR USE IN INSULATED SPACE - ZERO CLEARANCE
- SUITABLE FOR USE IN CLOSETS WITH CLOTHES IN DIRECT CONTACT
- INHERENTLY PROTECTEDTYPE IC
- FOR SUPPLY CONNECTIONS USE WIRE RATED FOR AT LEAST 75 C.
- SUITABLE FOR INDOOR USE ONLY
- SUITABLE FOR DAMP LOCATIONS
- USE DIMMERS RATED FOR MAGNETIC LOW VOLTAGE LOAD
- COMPLIES WITH N.E.C. ARTICLE 411
- ISOLATION TOROIDAL TRANSFORMER
- 50/60 CYCLE A.C. ONLY
- MADE IN THE U.S.A.

Q-Tran, Inc. reserves the right to change product specifications at any time without incurring obligations.