

# QTLD

## DUO POWER SUPPLY CENTER (PSC)

### Housing

18 Gaugewelded steel measuring 17.0"L x 14.5"W x 4.0"D with 25 knockouts and a barrier plate. Bracket (UMB - Universal Mounting Bracket) included to secure housing to a 2X4 wall stud for recess wall mounting or to surface mount. Door measures 15.5"L X 18.0".

### Multi-Volt & Taps

The QTL Series Power Supply Center comes standard with five (5) primary taps to provide secondary voltages of: 12V, 12V, 13V, 14V & 15V or 2V, 24V, 26V, 28V, & 30V. Loads may be connected to one (1) of the primary taps up to the full watt rating of the PSC. The advantage is that loads at varying distances from the PSC can be tapped to receive voltage drop and produce between 85%-100% light output. See separate Voltage Drop Calculator".

### Primary Circuit Protection


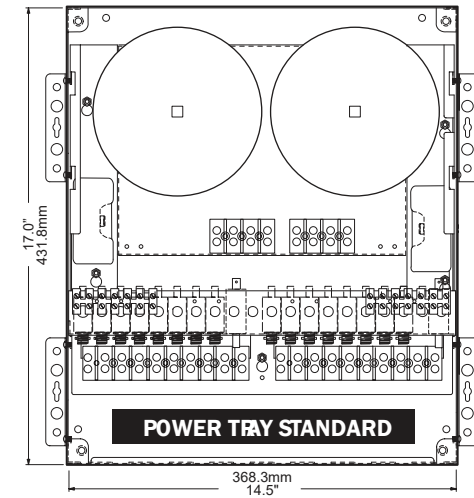
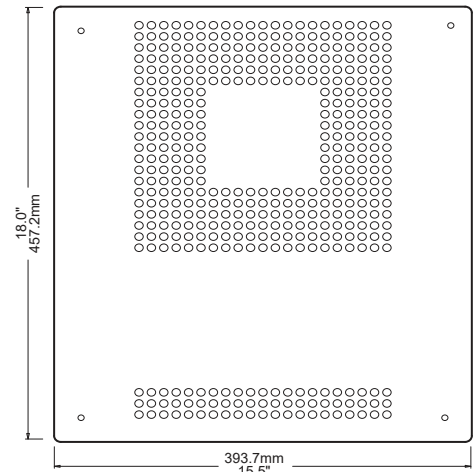
All units come with both a primary magnetic circuit breaker and a primary auto-reset thermal protector, which is built into the transformer. This thermal protector will temporarily disconnect the primary if the transformer overheats due to an overload or saturation from a faulty dimmer.

### Secondary Circuit Protection

Protected by up to eight (8) magnetic circuit breakers. Breaker sized to the feed load per N.E.C. Article 411 (not to exceed 25 amps per load). All wiring by the electrical contractor must be Class 1 compliant to N.E.C. Secondary breakers available in 5A, 10A, 15A, 20A, and 25A

### Toroidal Choke

A choke or "debuzzing coil" reduces noise and in-rush current. Chokes are standard to achieve quiet operation.



### Ordering and Specification Guide

Model	Prim. V	Sec. V	No.	Amp.	Choke	Options	Options 2
QTLD- XXXX-			X		+	+	+

Size	Max Lamp Load Watts	PSC Efficiency	Max PSC Rating (Watts)	Max PSC Rating (VA)	Max Prim. Amps@120V	Max Prim. Amps@277V
150	150 W	92%	162	175	1.5 A	0.7 A
300	300 W	93%	321	347	2.9 A	1.3 A
500	500 W	93%	535	578	4.8 A	2.1 A
600	600 W	95%	630	680	5.7 A	2.5 A
750	750 W	95%	788	851	7.1 A	3.1 A

#### Primary Voltage

120 (60Hz) 230 (50/60Hz) \* 277 (60Hz) \*

#### Transformer Secondary Voltage

12 24 5.5 \* 120 \*

#### Number of Secondary Breakers

1 - 7 One to Eight Secondary Circuit Breakers per transformer

#### Secondary Breaker Amperage

Amps	Max 12V Load	Max 24V Load
5	60W	120W
10	120W	240W
12.5	150W	300W
15	180W	360W
20	240W	480W
25	300W	600W

#### Choke

CK-S	150W-300W Choke - Suggested with Dimming
CK-L	500W-750W Choke - Suggested with Dimming
XX	No Choke Required

#### QTLD Model Combinations

QTLD-2X150	QTLD-300/75
QTLD-150/30	QTLD-2X500
QTLD-150/50	QTLD-500/60
QTLD-150/60	QTLD-500/75
QTLD-150/75	QTLD-2X600
QTLD-2X300	QTLD-600/75

#### PSC Options

WH	White Powder Coat Standard
BK *	Black Powder Coat Finish
PL *	Plenum Rated



LOW VOLTAGE LIGHTING POWER SUPPLY CENTER

- UL 2108 & 1598 LISTED
- SURFACE, CEILING OR WALL MOUNT
- RECESSED WALL MOUNTTYPE IC
- SUITABLE FOR USE IN INSULATED SPACE - ZERO CLEARANCE
- SUITABLE FOR USE IN CLOSETS WITH CLOTHES IN DIRECT CONTACT
- INHERENTLY PROTECTEDTYPE IC
- FOR SUPPLY CONNECTIONS USE WIRE RATED FOR AT LEAST 60 C.
- SUITABLE FOR INDOOR USE ONLY
- SUITABLE FOR DAMP LOCATIONS
- USE DIMMERS RATED FOR MAGNETIC LOW VOLTAGE LOAD
- COMPLIES WITH N.E.C. ARTICLE 411
- ISOLATION TOROIDAL TRANSFORMER
- 50/60 CYCLE A.C. ONLY
- MADE IN THE U.S.A.

\* NOT STANDARD, CALL FACTORY FOR PRICING

■ WATTS PER TOROID

DOWNLOAD THIS PAGE AT [WWW.Q-TRAN.COM](http://WWW.Q-TRAN.COM)

Q-Tran, Inc. reserves the right to change product specifications at any time without incurring obligations.