

QTLQ

QUAD POWER SUPPLY CENTER (PSC)

Housing

18 Gauge welded steel measuring 17.0"L x 14.5"W x 4.0"D with 25 knockouts and a barrier plate. Bracket (UMB - Universal Mounting Bracket) included to secure housing to a 2X4 wall stud for recess wall mounting or to surface mount. Door measures 15.5"L x 18.0"W.

Multi-Volt & Taps

The QTL Series Power Supply Center comes standard with five (5) primary taps to provide secondary voltages of: 12V, 12V, 13V, 14V & 15V or 24V, 24V, 28V, & 30V. Loads may be connected to one (1) of the primary taps up to the full watt rating of the PSC. The advantage is that loads at varying distances from the PSC can be tapped to recover voltage drop and produce between 85%-100% light output. See separate Voltage Drop Calculator".

Primary Circuit Protection

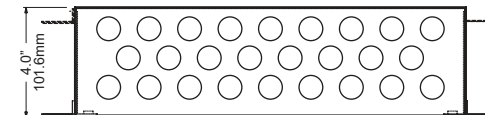
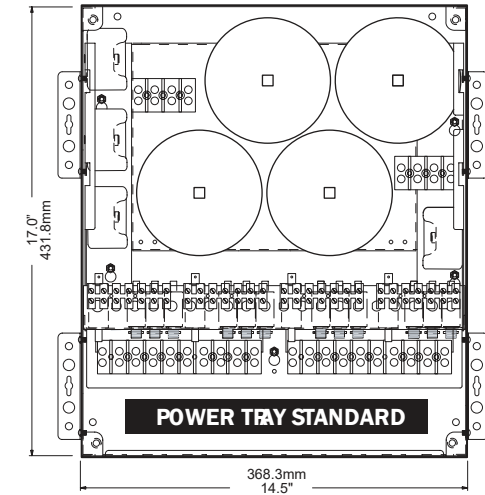
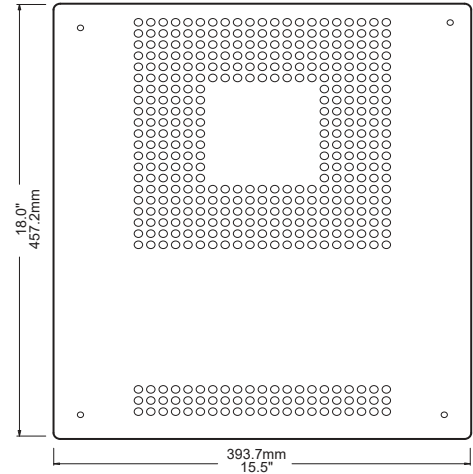
All units come with both a primary magnetic circuit breaker and a primary auto-reset thermal protector, which is built into the transformer. This thermal protector will temporarily disconnect the primary if the transformer overheats due to an overload or saturation from a faulty dimmer.

Secondary Circuit Protection

Protected by up to three (3) magnetic circuit breakers. Breaker sized to the feed load per N.E.C. Article 411 (not to exceed 25 amps per load). All wiring by the electrical contractor must be Class 1 compliant to N.E.C. Secondary breakers available in 5A, 10A, 15A, 20A, and 25A

Toroidal Choke

A choke or "debuzzing coil" reduces noise and in-rush current. Chokes are standard to achieve quiet operation.



4 Controlled zones

| Ordering and Specification Guide | | | | | | | |
|----------------------------------|---|----------------|------------------------|---------------------|---------------------|---------------------|-----------|
| Model | Prim. V | Sec. V | No. | Amp. | Choke | Options | Options 2 |
| QTLQ- | | | | | | | |
| XXXX- | | | | | | | |
| XXXX- | | | | | | | |
| XXXX- | | | | | | | |
| Size | Max Lamp Load Watts | PSC Efficiency | Max PSC Rating (Watts) | Max PSC Rating (VA) | Max Prim. Amps@120V | Max Prim. Amps@277V | |
| 150 | 150 W | 92% | 162 | 175 | 1.5 A | 0.7 A | |
| 300 | 300 W | 92% | 321 | 347 | 2.9 A | 1.3 A | |
| Primary Voltage | | | | | | | |
| 120 (60Hz) | 230 (50/60Hz) | * | 277 (60Hz) | * | | | |
| Transformer Secondary Voltage | | | | | | | |
| 12 | 24 | 5.5 * | 120 * | | | | |
| Number of Secondary Breakers | | | | | | | |
| 1 - 3 | One to Three Secondary Circuit Breakers per transformer | | | | | | |
| Secondary Breaker Amperage | | | | | | | |
| Amps | Max 12V Load | Max 24V Load | | | | | |
| 5 | 60W | 120W | | | | | |
| 10 | 120W | 240W | | | | | |
| 12.5 | 150W | 300W | | | | | |
| 15 | 180W | 360W | | | | | |
| 20 | 240W | 480W | | | | | |
| 25 | 300W | 600W | | | | | |
| Choke | | | | | | | |
| CK-S | 150W-300W Choke - Suggested with Dimming | | | | | | |
| XX | No Choke Required | | | | | | |

| QTLQ Model Combinations |
|-------------------------|
| QTLQ - 4X150 |
| QTLQ - 3X150 + 300 |
| QTLQ - 2X150 + 2X300 |
| QTLQ - 150 + 3X300 |
| QTLQ - 4X300 |

| PSC Options | |
|-------------|----------------------------|
| WH | White Powder Coat Standard |
| BK * | Black Powder Coat Finish |
| PL * | Plenum Rated |

LISTED cUL US 5F78

LOW VOLTAGE LIGHTING POWER SUPPLY CENTER

- UL 2108 & 1598 LISTED
- SURFACE, CEILING OR WALL MOUNT
- RECESSED WALL MOUNT TYPE IC
- SUITABLE FOR USE IN INSULATED SPACE - ZERO CLEARANCE
- SUITABLE FOR USE IN CLOSETS WITH CLOTHES IN DIRECT CONTACT
- INHERENTLY PROTECTED TYPE IC
- FOR SUPPLY CONNECTIONS USE WIRE RATED FOR AT LEAST 60 C.
- SUITABLE FOR INDOOR USE ONLY
- SUITABLE FOR DAMP LOCATIONS
- USE DIMMERS RATED FOR MAGNETIC LOW VOLTAGE LOAD
- COMPLIES WITH N.E.C. ARTICLE 411
- ISOLATION TOROIDAL TRANSFORMER
- 50/60 CYCLE A.C. ONLY
- MADE IN THE U.S.A.

Q-Tran, Inc. reserves the right to change product specifications at any time without incurring obligations.

* NOT STANDARD, CALL FACTORY FOR PRICING
 ■ WATTS PER TOROID