



# BOXA-DW FIXTURES - FLEXIBLE (Q-CAP)



PRODUCT	MOUNTING	RATED	CCT	OUTPUT	LENS	TYPE	CONNECTOR/ WIRE IN	CONNECTOR/ WIRE OUT	END CAPS (NO FEED)	LENGTH (IN)
<b>BOXA-DW</b>			<b>24/30</b>	<b>HO</b>			<b>BW</b>			
Voltage: 24 VDC Wattage: 3.0 W/ft Per Channel 6.0 W/ft Total Load  *White snug clip included with side graze channel	<b>WSC</b> <b>RLC</b> <b>MC</b> <b>*SGC</b> <b>PPS-2</b> <b>PPS-96</b> <b>PPS-FT</b> <b>PPS-LP-2</b> <b>PPS-LP-96</b> <b>PPS-LP-FT</b>	<b>DRY</b> <b>WET</b>	<b>24/30</b>	<b>HO</b> <b>HO</b>	<b>ENC/CL</b> <b>ENC/TL</b>	Single (Closed exit) <b>S1</b> <b>S2</b> <b>S3</b> <b>S4</b> <b>2S5</b>  Pass through <b>P1</b> <b>P2</b> <b>P3</b> <b>P4</b> <b>2P5</b>	<b>1BW</b>	<b>N/A</b>	<b>CL</b> <b>WH</b>	2" increments from 2'-191"

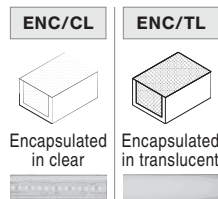
ENCAPSULATED PRODUCTS ARE NOT FIELD CUTTABLE

- NOTES:**
- Field modifications are not covered under Q-Tran warranty
  - Data subject to change, all data has +/- 5% tolerance
  - PPS-FT** is to be cut at Q-Tran to requested length
  - 1** BW comes in standard 24"- request custom length (Max 120") by writing it in inches next to "BW" in the order code box (ex. BW48)
  - 2** Connector/Wire In or Out not needed to specify product. Standard configuration is type S1, Connector/Wire In: BW & Connector/Wire Out: N/A with white endcap (WH)
  - 2** PPS mounting clip recommended for seamless applications

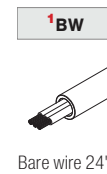
## OUTPUT Tested for BOXA-DW-WSC-DRY (L70 = 40000 hrs)

CCT	HO High Output				Circuit Wattage
	ENC/CL		ENC/TL		
2400K	LM	CRI	LM	CRI	2.93
3000K	207	92	183	93	2.93
	213	96	189	96	2.93

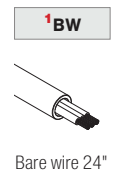
## LENS with LED visibility



## CONNECTOR/WIRE IN



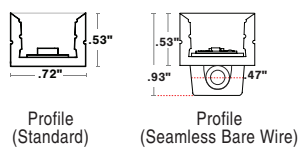
## CONNECTOR/WIRE OUT



**MOUNTING NOTE:** 2 white snug clips provided per first 12", 1 for each additional 12". Other mounting styles incur additional charge, see price guide for details.

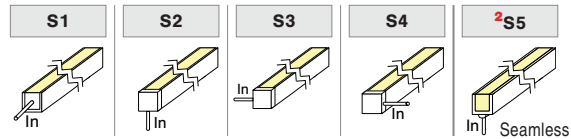
<b>WSC</b>  White snug clip	<b>RLC</b>  Rigid lock channel	<b>MC</b>  Magnetic clip (Cove use only)	<b>SGC</b>  Side graze channel
<b>PPS-2</b>  PVC mounting clip	<b>PPS-96</b> <b>PPS-FT</b> Custom length  PVC channel	<b>PPS-LP-2</b>  Low profile PVC mounting clip	<b>PPS-LP-96</b> <b>PPS-LP-FT</b> Custom length  Low profile PVC channel

## DIMENSIONS

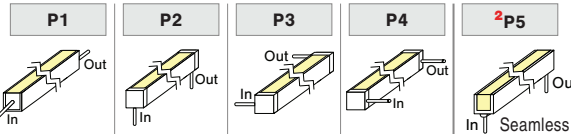


## TYPE


### SINGLE (Input only)



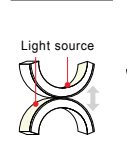
### PASS THROUGH (Input/Output)



### ORDER EXAMPLE

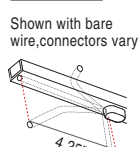


## FLEXIBILITY



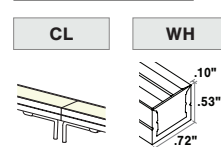
Up/Down Bend  
6" Bending Radius

## SEAMLESS



Omnidirectional  
Wireways  
**S5, P5**

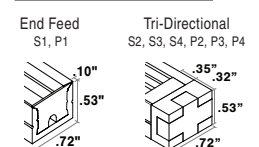
## END CAPS (NO FEED)



CLEAR ENDCAPS  
.0" added at end  
.00" dim spot

WHITE ENDCAPS  
.0" added at end  
.10" dim spot

## END CAPS (WITH FEED)



WHITE ENDCAPS  
.0" added at end  
.10" dim spot

WHITE ENDCAPS  
.32" added at end  
.67" dim spot

PROJECT NAME	DATE	COMPANY	TYPE	NOTE