



BOXA-RGBW FIXTURES - FLEXIBLE (Q-CAP)



PRODUCT	MOUNTING	RATED	CCT	OUTPUT	LENS	TYPE	CONNECTOR/ WIRE IN	CONNECTOR/ WIRE OUT	END CAPS (NO FEED)	LENGTH (IN)
BOXA-RGBW				SO	ENC/CL		BW			
Voltage: 24 VDC Wattage: 1.5 W/ft Per Channel 6.0 W/ft Total Load	WSC RLC MC *SGC PPS-2 PPS-96 PPS-FT PPS-LP-2 PPS-LP-96 PPS-LP-FT	DRY WET	RGBW - 27 RGBW - 30	SO	ENC/CL	Single (Closed exit) S1 S2 S3 S4 2S5 Pass through P1 P2 P3 P4 2P5	1BW	N/A	CL WH	4" increments from 4"-191"

ENCAPSULATED PRODUCTS ARE NOT FIELD CUTTABLE

- NOTES:**
- Field modifications are not covered under Q-Tran warranty
 - Data subject to change, all data has +/- 5% tolerance
 - PPS-FT** is to be cut at Q-Tran to requested length
 - 1** BW comes in standard 24"- request custom length (Max 120") by writing it in inches next to "BW" in the order code box (ex. BW48)
 - Connector/Wire In or Out not needed to specify product. Standard configuration is type S1, Connector/Wire In: BW & Connector/Wire Out: N/A with white endcap (WH)
 - 2** PPS mounting clip recommended for seamless applications

OUTPUT Tested for BOXA-RGBW-WSC-DRY-ENC/CL [L70 = 40000 hrs]

CCT	Lumen/ft	Wave length	Circuit Wattage
Red	39	632	1.3
Green	119	514	1.5
Blue	33	466	1.5

CCT	Lumen/ft	CRI Ra	CRI R9	TM30 Rf	TM30 Rg	Circuit Wattage
2700K	109	94	68	87	106	1.7
3000K						1.7

LENS with LED visibility

ENC/CL



Encapsulated in Clear



CONNECTOR/WIRE IN


1BW



Bare wire 24"

CONNECTOR/WIRE OUT

1BW

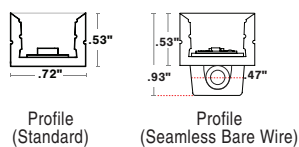


Bare wire 24"

MOUNTING NOTE: 2 white snug clips provided per first 12", 1 for each additional 12". Other mounting styles incur additional charge, see price guide for details.

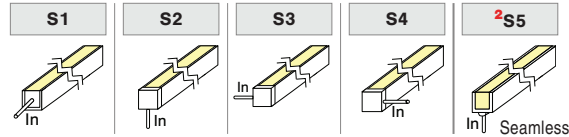
<p>WSC</p> <p>White snug clip</p>	<p>RLC</p> <p>Rigid lock channel</p>	<p>MC</p> <p>Magnetic clip (Cove use only)</p>	<p>SGC</p> <p>Side graze channel</p>
<p>PPS-2</p> <p>PVC mounting clip</p>	<p>PPS-96</p> <p>PPS-FT Custom length</p> <p>PVC channel</p>	<p>PPS-LP-2</p> <p>Low profile PVC mounting clip</p>	<p>PPS-LP-96</p> <p>PPS-LP-FT Custom length</p> <p>Low profile PVC channel</p>

DIMENSIONS

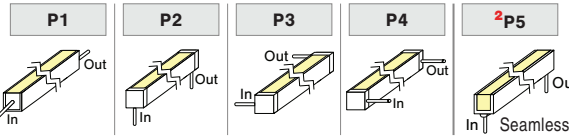


TYPE


SINGLE (Input only)



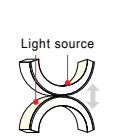
PASS THROUGH (Input/Output)



ORDER EXAMPLE

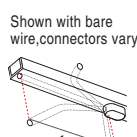


FLEXIBILITY



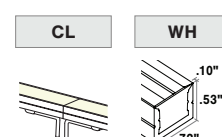
Up/Down Bend
6" Bending Radius

SEAMLESS



Omnidirectional
Wireways
S5, P5

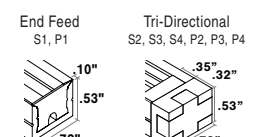
END CAPS (NO FEED)



CLEAR ENDCAPS
.0" added at end
.00" dim spot

WHITE ENDCAPS
.0" added at end
.10" dim spot

END CAPS (WITH FEED)



WHITE ENDCAPS
.0" added at end
.10" dim spot

WHITE ENDCAPS
.32" added at end
.67" dim spot

PROJECT NAME	DATE	COMPANY	TYPE	NOTE