



WURM-RGBW FIXTURES - FLEXIBLE (Q-CAP)



PRODUCT	MOUNTING	RATED	CCT	OUTPUT	LENS	TYPE	CONNECTOR/ WIRE IN	CONNECTOR/ WIRE OUT	END CAPS (NO FEED)	LENGTH (IN)
WURM-RGBW Voltage: 24 VDC Wattage: 1.5 W/ft Per Channel 6.0 W/ft Total Load	WSCS MCS	DRY WET	RGBW/27 RGBW/30	SO SO	ENC/CL ENC/CL	S1 P1	BW 1BW	N/A 1BW	WH N/A	4" increments from 4"-191" Tolerance +0.0"/-outpoint for installed product*

ENCAPSULATED PRODUCTS ARE NOT FIELD CUTTABLE

- NOTES:**
- Field modifications are not covered under Q-Tran warranty
 - Data subject to change, all data has +/- 5% tolerance
 - PPS-FT** is to be cut at Q-Tran at requested foot length
 - 1BW** comes in standard 24"- request custom length (Max 120") by writing it in inches next to "BW" in the order code box (ex. BW48)
 - Connector/Wire In or Out not needed to specify product. Standard configuration is Type S1, Connector/Wire In: BW & Connector/Wire Out: N/A with White Endcap (WH)

OUTPUT Tested for WURM-RGBW-WSCS-DRY-ENC/CL [L70 = 40000 hrs]

CCT	Lumen/ft	Wave length	Circuit Wattage
Red	34	632	1.3
Green	99	514	1.5
Blue	25	464	1.5

CCT	Lumen/ft	CRI Ra	CRI R9	TM30 Rf	TM30 Rg	Circuit Wattage
2700K	91	93	69	87	105	1.7
3000K	**	**	**	**	**	1.7

LENS with LED visibility

ENC/CL



Encapsulated in Clear

NOTE: Indirect view recommended

CONNECTOR/WIRE IN


1BW



Bare wire 24"

CONNECTOR/WIRE OUT

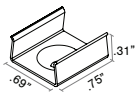
1BW



Bare wire 24"

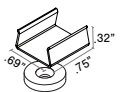
MOUNTING NOTE: 2 white snug clips provided per first 12", 1 for each additional 12". Other mounting styles incur additional charge, see price guide for details.

WSCS



White Snug Clip Small

MCS



Magnetic Clip Small (Cove use only)

FLEXIBILITY

Light Source



Up/Down & Helical*

*Max recommended rotation of 1 rotation per 16"

DIMENSIONS



Profile (Standard)

TYPE

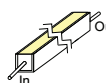
SINGLE (Input only)

S1

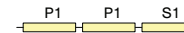


PASS THROUGH (Input/Output)

P1

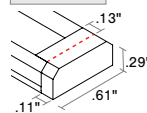


ORDER EXAMPLE



END CAPS (NO FEED)

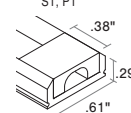
WH



WHITE ENDCAPS
.11" added at end
.24" dim spot

END CAPS (WITH FEED)

End Feed
S1, P1



WHITE ENDCAPS
.0" added at end
.38" dim spot

PROJECT NAME	DATE	COMPANY	TYPE	NOTE