



FLEX SERIES IP67
FLEX ROUND
 WET RATED



The FLEX Series is the ideal LED for architectural spaces where the light will be in direct view. As the name implies, these LED lights are flexible and can be easily molded into different curvatures. The enclosure and the lens allow for a perfect monochromatic light source with no hot spots. All of Q-Tran's FLEX Series lights are made with high quality SMD LED chips, are UV and flame resistant, and are extremely energy efficient. The FLEX Round is available in white in a variety of different color temperatures; 2700K, 3000K, 3500K and 4000K. Perfect replacement for glass Neon such as indoor, outdoor, signage, & architecture.

iQ67	-		-	FLR	-	80	-	3.3	-	
iQ series		Color Temp		Flex series		CRI		Watts Per FT		Length

iQ67-27-FLR-80-3.3

Max Run / Reel Length: 30ft | Color Temp: 2700K | Voltage: 24VDC
 CRI: 80+ | Watts Per Ft: 3.3 | FLR=Flex Round

iQ67-30-FLR-80-3.3

Max Run / Reel Length: 30ft | Color Temp: 3000K | Voltage: 24VDC
 CRI: 80+ | Watts Per Ft: 3.3 | FLR=Flex Round | Lumens per foot: 163

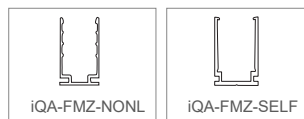
iQ67-35-FLR-80-3.3

Max Run / Reel Length: 30ft | Color Temp: 3500K | Voltage: 24VDC
 CRI: 80+ | Watts Per Ft: 3.3 | FLR=Flex Round

iQ67-40-FLR-80-3.3

Max Run / Reel Length: 30ft | Color Temp: 4000K | Voltage: 24VDC
 CRI: 80+ | Watts Per Ft: 3.3 | FLR=Flex Round

COMPATIBLE EXTRUSIONS



FEATURES

- High quality SMD LED chip
- Ambient temperature: -4°F ~ +113°F
- UV & Flame resistant construction
- Uniform & Even light source with no LED "hotspots"
- 4.72" min. bending diameter
- Run lengths up to 60 feet*
- *For runs greater than 30 feet, 2 independent 100W drivers are required. One powering and wired to each end.
- Environmentally friendly & energy efficient
- UL 2108 – Low Voltage Lighting Systems
- UL 1598 – Luminaires
- 2 year warranty

NOTE: The warranty is only valid if compatible power supplies are used.

COMPATIBLE POWER SUPPLIES

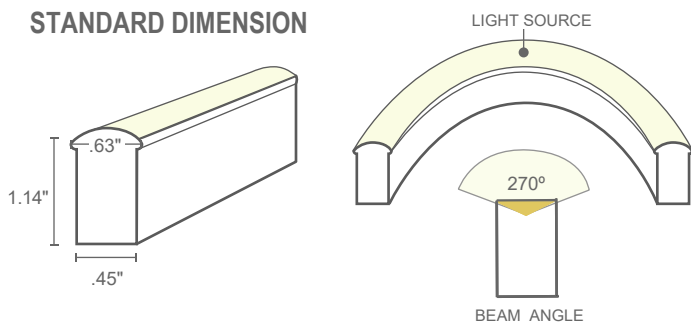
Interior Applications

- Q6M-DC+CAP
- QTM-eLED, QTM-DC+CAP
- iQ-PH

Exterior Applications

- QOM-eLED, QOM-DC+CAP
- Q-SET-eLED
- iQ-PH

STANDARD DIMENSION



CUTTING INSTRUCTIONS:

This flex light can be cut on the dotted line mapped on the unit at every 3.94".

Lead wire comes in 11.5" (18/2 AWG)



2019 0606 - V01

PROJECT NAME	DATE	COMPANY	TYPE	NOTE

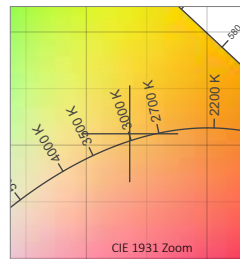
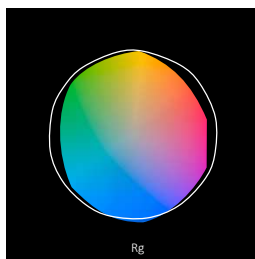
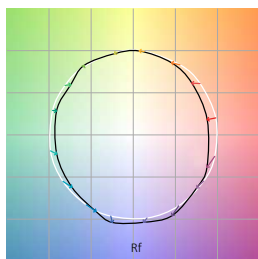


FLEX SERIES IP67 COLOR DATA

3000K

3068 K

CRI: 83.2
CRI R9: 15.3
TM30 Rf: 83.6
TM30 Rg: 95.2
CQS: 82.9
X: 0.436
Y: 0.410
U: 0.247
V: 0.349
 Δuv : 0.0025



R1	R2	R3	R4	R5	R6	R7	R8	R9	R10	R11	R12	R13	R14	R15	
81.2	89.7	96.8	81.3	80.4	86.5	86.1	63.9	15.3	75.7	79.5	63.8	83.0	98.1	74.3	
Q1	Q2	Q3	Q4	Q5	Q6	Q7	Q8	Q9	Q10	Q11	Q12	Q13	Q14	Q15	
80.3	95.4	81.9	78.3	81.4	82.3	83.4	87.6	96.3	89.8	87.0	85.1	84.1	73.5	76.0	
C1	C2	C3	C4	C5	C6	C7	C8	C9	C10	C11	C12	C13	C14	C15	C16
79.0	80.9	78.0	88.8	90.8	94.1	86.6	91.2	86.3	75.8	77.1	85.7	88.7	80.5	79.5	76.9

TM30			
Hue Bin	R _f	Chroma	Hue
1	79	-10%	0%
2	81	-8%	6%
3	78	-4%	10%
4	89	-1%	6%
5	91	-1%	4%
6	94	1%	-2%
7	87	-5%	-5%
8	91	-5%	0%
9	86	-7%	5%
10	76	-5%	12%
11	77	0%	14%
12	86	7%	3%
13	89	4%	-5%
14	80	5%	-13%
15	79	-2%	-11%
16	77	-7%	-15%

NOTES:

- CRI R values, only R1-R8 are used to calculate RA CRI values
- TM30 C values, 16 binned values out of total of 99 C values
- CQS Q values
- Data subject to change, all data has +/- 5% tolerance



FLEX SERIES IP67

COMPATIBLE EXTRUSIONS

iQA-FLR-NONL: Non-Self-locking aluminum profile

Technical drawing of the iQA-FLR-NONL aluminum profile. It includes a side view showing a screw being inserted into the profile with dimensions: 0.27" for the screw head diameter and 0.72" for the hole diameter. A cross-section shows dimensions: 0.52" for the top flange, 0.78" for the top flange height, 0.86" for the total height, 0.48" for the bottom flange, 0.32" for the bottom flange height, and 0.54" for the bottom flange width. A bottom view shows a 7.85" segment and a 19.75" segment. A Flex LED view shows a 4" segment with a Q-Tran LED strip and a connector.

Length	: 1.5, 19.75, 39.5, 79 in
Dimension	: 0.54 x 0.86 x 0.52 in
Material	: Anodized Aluminum
Fits	: Flex Meza, Flex Round
Screws	: 0.72 x 0.27 in

iQA-FLR-SELF: Self-locking aluminum profile (Used with clip)

Technical drawing of the iQA-FLR-SELF aluminum profile. A cross-section shows dimensions: 0.67" for the top flange, 0.82" for the top flange height, 0.93" for the total height, 0.54" for the bottom flange, 0.41" for the bottom flange height, and 0.65" for the bottom flange width. An assembly diagram shows the profile with clips being inserted into the bottom flange. A 39.5" segment is also shown.

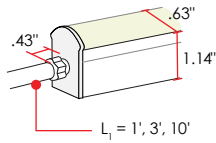
Length	: 1.5, 19.75, 39.5, 79 in
Dimension	: 0.65 x 0.93 x 0.67 in
Material	: Anodized Aluminum
Fits	: Flex Meza, Flex Round
Screws	: 0.72 x 0.27 in



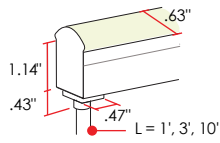
FLEX SERIES IP67

TYPES OF CONNECTOR

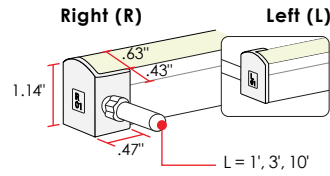
INJECTION-MOLDED CONNECTOR



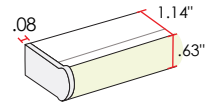
FLR - IMFC -
FRONT L = 1', 3', 10'



FLR - IMBC -
BACK L = 1', 3', 10'

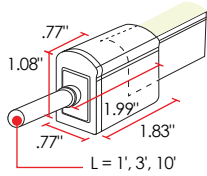


FLR - IMSC - -
SIDE L or R L = 1', 3', 10'

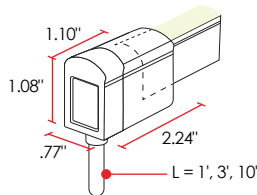


FLR - IMEC
END CAP

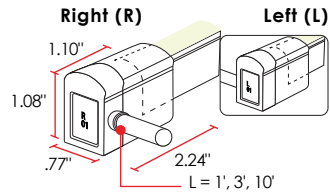
SNAP CONNECTOR



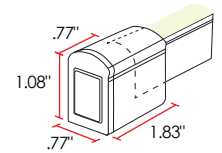
FLR - SNFC -
FRONT L = 1', 3', 10'



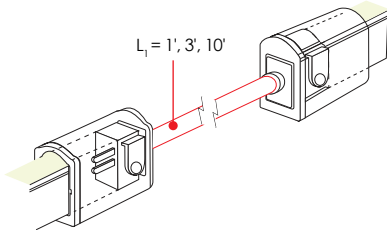
FLR - SNBC -
BACK L = 1', 3', 10'



FLR - SNSC - -
SIDE L or R L = 1', 3', 10'



FLR - SNEC
END CAP



FLR - SNJC -
JUMPER L = 1', 3', 10'