



Constant Voltage eldoLED LINEARdrive LED Driver which can be wired for DMX or DALI. Available in 12VDC from 60-120W or 24VDC from 100-200VDC. Pool & Spa Option available. All of the QO Line of power supplies are outdoor-rated and surface mountable.

DALI

Use these connectors to connect the driver to a DALI network. Always combine a DA+ and DA- connector for either data input or data output. A separate DALI power supply is required to power the DALI bus.

DMX in/LedSync out

Use these connectors when the driver is used in a DMX network. For DMX in, connect the network cable's DMX+, DMX- and DMX shielding wire (the orange/white, orange and brown wire in a CAT5 cable) to the DMX in+, DMX in- and DMX in shield connector respectively. For LedSync out, connect the network cable's DMX+, DMX- and DMX shielding wire to the LedSync out+, LedSync out- and LedSync shield connector respectively.

CLASSIFICATIONS

Low Voltage Lighting Systems

- CSA Class 3425-15 and Class 3425-95
- CSA Standard C22.2 No. 250.0-08 - Luminaires
- ANSI/ UL Standard 2108 - Low Voltage Lighting Systems
- ANSI/ UL Standard 8750 - Light Emitting Diode (LED) Equipment for Use in Lighting Products
- CSA Std C22.2 No 250.13-14 - Light Emitting Diode (LED) Equipment for Lighting Applications

LED Landscape Lighting Systems

- CSA Class 3402-15 and Class 3402-95
- CSA Standard C22.2 No. 250.7-07 - Extra-Low-Voltage Landscape Lighting Systems
- ANSI/ UL Standard 1838 - Low Voltage Landscape Lighting Systems
- ANSI/ UL Standard 8750 - Light Emitting Diode (LED) Equipment for Use in Lighting Products
- CSA Std C22.2 No 250.13-14 - Light Emitting Diode (LED) Equipment for Lighting Applications

Hydromassage (Pool and Spa)

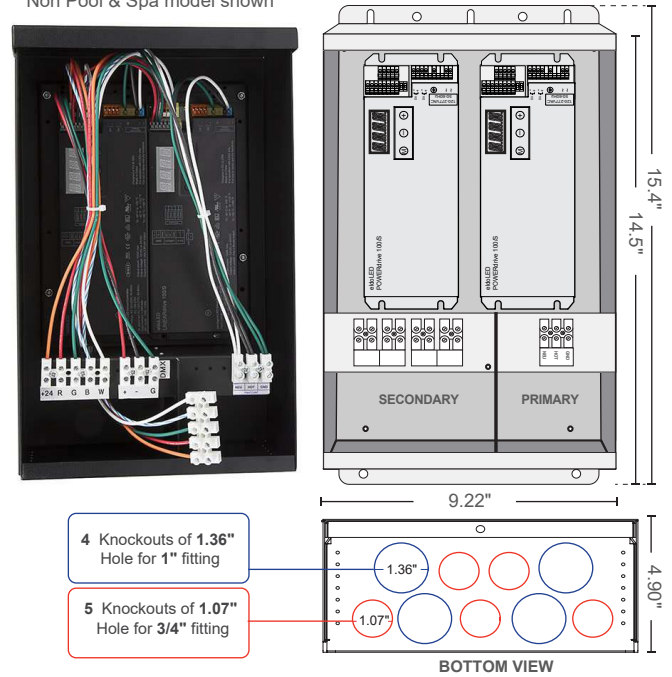
- CSA Class 3425-46 and class 3425-96
- UL Standard 379 - Power Unit for Fountain, Swimming Pool and Spa Luminaires
- CSA STD C22.2 NO.89-15-Swimming Pool Luminaire, Submersible Luminaires and Accessories

WIRE LENGTH TABLE *Distances are based on a 5% Voltage drop max.

VOLTAGE DROP CHART										
VDC	Watts (W)	10 AWG (5.6mm ²)	12 AWG (3.3mm ²)	14 AWG (3.0mm ²)	16 AWG (1.3mm ²)	18 AWG (0.78mm ²)	20 AWG (0.50mm ²)	22 AWG (0.33mm ²)	24 AWG (0.20mm ²)	26 AWG (0.13mm ²)
12	12	315'	198'	125'	78'	49'	31'	19'	12'	7'
	25	115'	72'	45'	28'	18'	11'	7'	4'	4'
	60	7'	4'	3'						
24	17	897'	564'	355'	223'	140'	88'	55'	35'	22'
	25	567'	356'	224'	141'	88'	56'	35'	22'	14'
	40	309'	194'	122'	77'	48'	30'	30'	12'	7'
	80	130'	82'	51'	32'	20'	13'	8'	5'	3'
	100	84'	53'	33'	21'	13'	8'	5'	3'	

• This product must be installed in accordance with the applicable installation code by a person familiar with the construction and operation of the product and the hazards involved.

Non Pool & Spa model shown



FEATURES

- DMX or DALI Controllable
- Suitable for dry, damp and wet locations
- Suitable for Indoor, Outdoor, or Pool & Spa Applications
- Suitable for Use with Submersible Luminaires
- 4x 12/24V Controllable outputs per driver
- Standby power: < 0.5W
- Built-in Surge Protection: 3kV (L to N), 4kV (L/N to GND)
- Flicker Free operation
- Efficiency: 90% at full load, ≥ 87% above 50W output
- Class 2 output
- Power factor: > 0.94
- THD @ full load : <10%
- 3 year warranty
- CSA Listing #239924

ORDERING GUIDE					
Model	Size	Sec. V	Control	Housing	Option
QOM-DRIVE	-	-	+	-	PS
1 Size	Max Load (Watts)	Secondary Voltage (12/24VDC)	Max Prim. Amps @ 120V	Max Prim. Amps @ 277V	
60W	1X60W	12VDC	1.05 A	0.45 A	
120W	2X60W	12VDC	2.10 A	0.90 A	
100W	1X100W	24VDC	1.05 A	0.45 A	
200W	2X100W	24VDC	2.10 A	0.90 A	
2 Secondary Voltage	4 Housing				
12VDC	24VDC				BK Black Powder Coat Finish (Standard)
					SS 316 Marine Grade Stainless Steel
3 Control	5 Options				
DMX	DALI				PS Pool & Spa
Ordering Example					
QOM-DRIVE-100-24V+DMX					



20190121-V1

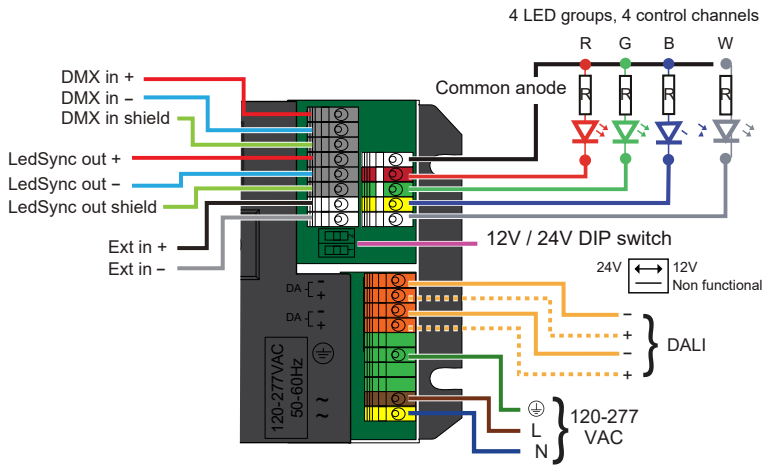
PROJECT NAME	DATE	COMPANY	TYPE	NOTE



QOM-DRIVE-PS

SPECIFICATIONS

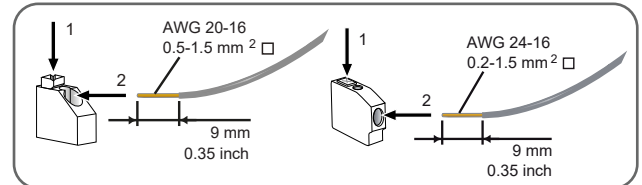
WIRE LENGTH TABLE



LED wire length: Maximum wire length from LED driver to LED engine at full load:

AWG value	20	18	16
Distance (ft)	46	72	118

NOTE: Longer wire lengths increase EMI susceptibility.



Pay attention when connecting the LED groups:

- polarity reversal results in no light output and often damages the LEDs
- combining + and - of different groups damages the driver

INPUT

- Voltage: 120 - 277 VAC, 50/60Hz
- Current, max per driver:
 - 1.05A at 120V/60Hz,
 - 0.5A at 230V/50Hz,
 - 0.45A at 277V/60Hz.

OUTPUT

- Power per driver: 100W max
- Voltage: 12V/24V output
- Current
 - RGBW @ 12V: 1.25A per output
 - RGBW @ 24V: 1A per output
- Output
 - RGB @ 12V: 1.66A per output
 - RGB @ 24V: 1.33A per output
- Current Max: 5A common anode

ENVIRONMENTAL

- Ta operating range : -40°F ~ +122°F
- Tc max : 185°F
- Lifetime : 50K hours at 122°F
- MTBF : 480,000 hours

COMPLIANCE / SAFETY

- Class 2 output.
- Class A sound rating
- FCC: Title 47CFR Part 15 Class B
- The wiring inside electrical enclosures shall comply with the 600V/105 °C or higher.
- CSA Certified
 - : UL-2108
 - : UL-1838
 - : UL-8750
 - : CSA C22.2 No 250.7-07
 - : CSA C22.2 No 250.0-08
 - : CSA C22.2 No 250.13-14
 - : CSA C22.2 No 89-15

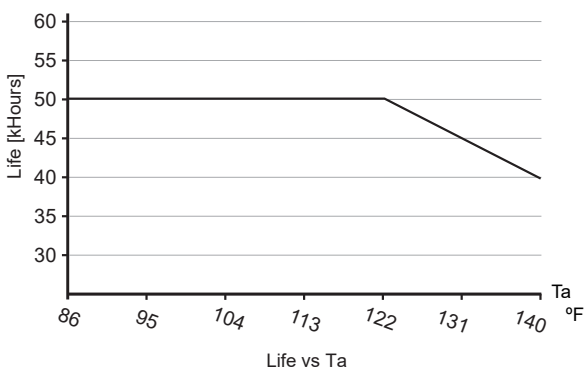
PERFORMANCE

- Power Supply
 - : Rated for surface mount or outdoor use
 - : Fully rated to operate low voltage load at listed wattage (No Derating Required)
 - : Voltage regulation to 5% or less of rated output voltage
 - : Universal input range of 120-277 Vrms
- **Low Voltage Lighting Systems**
 - : CSA Class 3425-15 and Class 3425-95
- **LED Landscape Lighting System Components**
 - : CSA Class 3426-04 and Class 3426-94
- **Hydromassage (Pool and Spa)**
 - : CSA Class 3425-46 and Class 3425-96
 - : Short circuit protection (SCP)
 - : Overload protection (OLP)
 - : Live tested by manufacture to ensure proper operation
 - : Manufacturer offers minimum of 5 year warranty
- Terminal blocks is made of tin plated copper with a voltage rating of 300V and a current rating of 40A

NOTE: All measurements have been carried out at maximum load in free air without heat sink.



Lifetime data



Power factor data

