



QJBL-DC

DC JUNCTION BOX

Housing Dimensions

- 20 - gauge Steel Enclosure
- Junction Box: 4.68"W x 4.68"H x 2.22"D
- Door: 4.75"W x 4.75"H
- Color: White Powder coating
- Knockouts: 2

Primary Circuit Protection

- Primary Autotest Thermal Protector

NOTE: Thermal protector will temporarily disconnect the primary if the transformer overheats due to an overload or saturation from a faulty dimmer

Secondary Circuit Protection

- Magnetic Circuit Breaker: 1
- Amps: 4A

NOTE: Breakers are sized to the feed load per N.E.C. Article 411

Included Items

- Barrier Plate

Toroidal Transformer

- Primary Taps: 1 or 3
- Output Voltages: 12V or 24V

NOTE: 20W Supplies have one tap and 40W supplies have 3 taps
 ▪ QJBL-DC Load should not exceed 80% or supply rating.


LOW VOLTAGE LIGHTING POWER SUPPLY

- FOR INDOOR USE ONLY
- SUITABLE FOR DAMP LOCATIONS
- WALL OR RECESS MOUNT CAPABLE
- TYPE IC RECESSED, INHERENTLY PROTECTED
- DIMMER, IF USED, MUST BE MAGNETIC LOW VOLTAGE DIMMER
- Class 2 Output
- CSA #239924

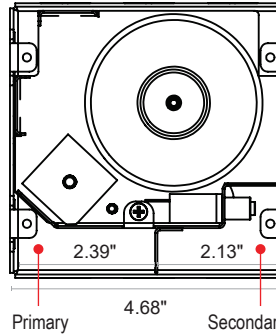
Low Voltage Lighting Systems

- : UL 1598 – Luminaires
- : UL 2108 – Low Voltage Lighting Systems
- : UL 8750 – Light Emitting Diode (LED) Equipment for Use in Lighting Products
- : CSA C22.2 No. 250.13-14 – Light Emitting Diode (LED) Equipment for Lighting Applications

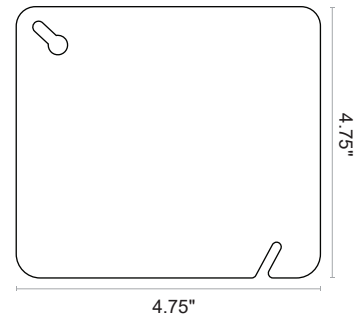
- DIMMER, IF USED, MUST BE MAGNETIC LOW VOLTAGE DIMMER
- DIMMERS MUST HAVE A NEUTRAL
- SUITABLE FOR CLASS 2 WIRING
- FOR SUPPLY CONNECTIONS USE WIRES RATED FOR AT LEAST 75°C



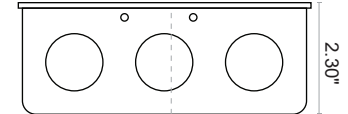
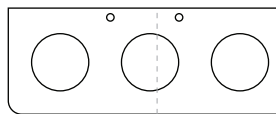
Front



Door



Bottom



ORDERING GUIDE

Model	Size	Prim. V	Sec. V
QJBL	—	—	/
1. Size	Watts	Secondary Voltage	Max Prim. Amps @ 120V / Max Prim. Amps @ 277V
20DC	1X20W	12V	.324 A / .140 A
40DC	1X40W	12V	.384 A / .166 A
20DC	1X20W	24V	.324 A / .140 A
40DC	1X40W	24V	.384 A / .166 A
2. Primary Voltage			
120(60Hz) 277(60Hz)			
3. Secondary Voltage			
12VDC 24VDC			
ORDERING SAMPLE			
QJBL-20DC-120/12			



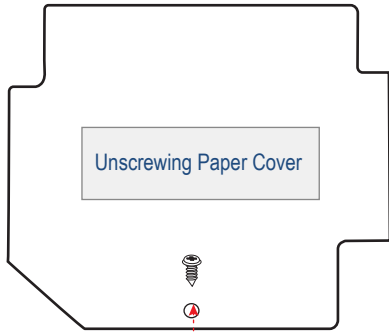
20191022-V2

PROJECT NAME	DATE	COMPANY	TYPE	NOTE

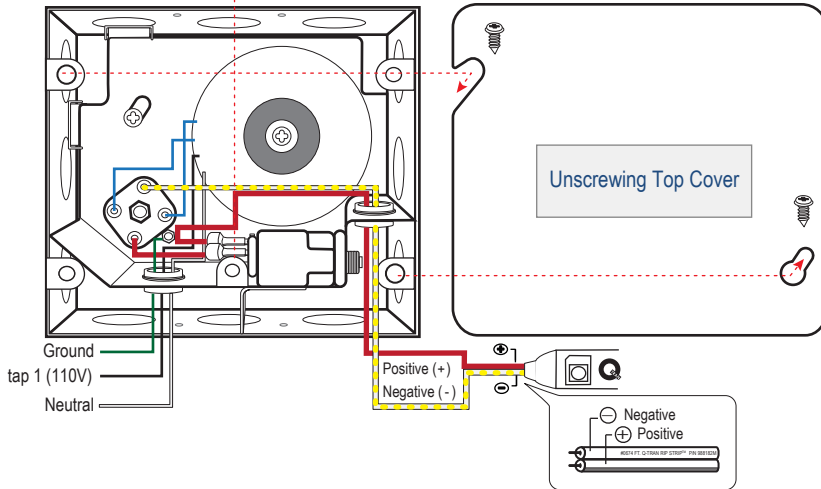


QJBL DC JUNCTION BOX

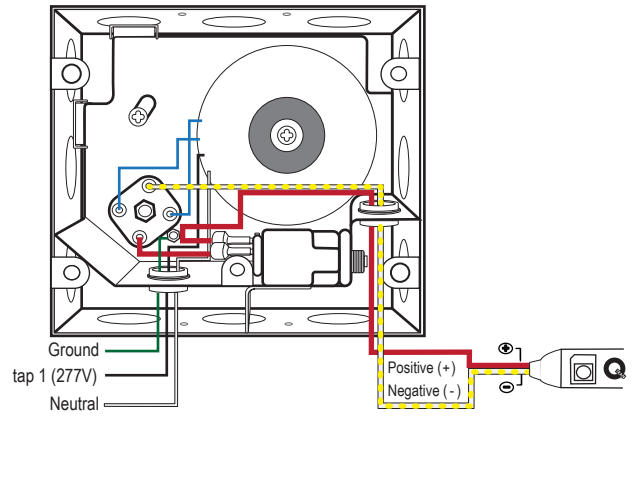
WIRING DIAGRAMS



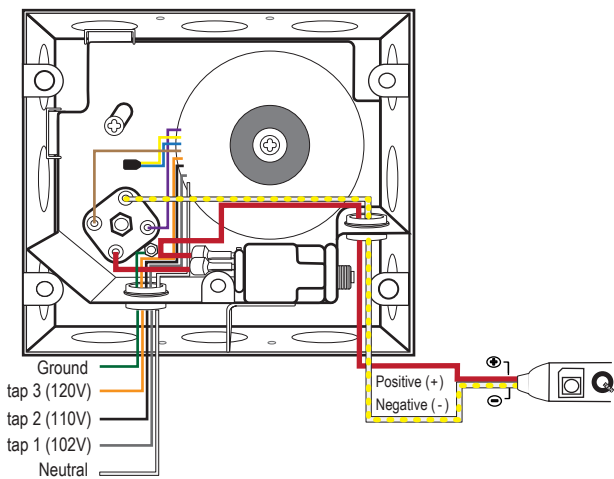
QJBL-20DC-120/24



QJBL-20DC-277/24



QJBL-40DC-120/24



QJBL-40DC-277/24

