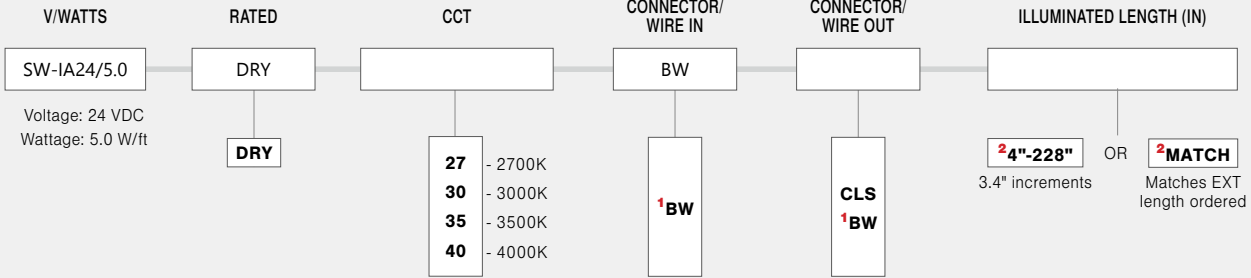


# SW-IA24/5.0

## STRIP - STATIC WHITE - IA



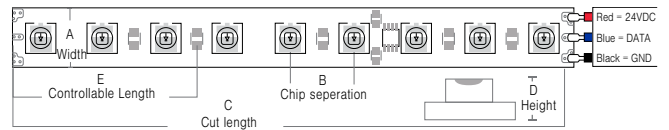
- NOTES:**
- Field modifications must comply with Q-Tran's installation methods otherwise warranty is null and void
  - All data has +/- 5% tolerance
  - 5 year warranty
  - LED requires SPI control signal
  - <sup>1</sup> BW comes in standard 24"- request custom length (Max 120") by writing it in inches next to "BW" in the order code box (ex. BW48)
  - <sup>2</sup> Wire orientation for MATCH will be dictated by extrusion Feed In/Feed Out selection
  - Connector/Wire In or Out not needed to specify product. Standard configuration is BW for Wire In and CLS for Wire out

### TECHNICAL INFORMATION [L70 = 40000 HRS]

\*Tested with SW-IA24/5.0

CCT	Lumen/ft	CRI Ra	CRI R9	TM30 Rf	TM30 Rg
2700K	***	**	**	**	***
3000K	374	98	96	94	102
3500K	***	**	**	**	***
4000K	***	**	**	**	***

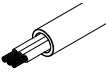
### DIMENSIONS



Section (in)	DRY
A	.39"
B	0.37"
C	3.35"
D	.073"
E	1.1"

### CONNECTOR/WIRE IN

<sup>1</sup>BW



Bare Wire 24"

### CONNECTOR/WIRE OUT

<sup>1</sup>BW      CLS



Bare Wire 24"      Not soldered

### COMPATIBLE EXTRUSIONS

SLIM	WIDE	ROND	VEGA	TORQ	TRE3	LALO	ARKA	TELA	VEVE	FLUR	LATO	MDIN
<input checked="" type="checkbox"/> DRY	<input checked="" type="checkbox"/> DRY	<input checked="" type="checkbox"/> DRY	<input checked="" type="checkbox"/> DRY	<input checked="" type="checkbox"/> DRY	<input checked="" type="checkbox"/> DRY	<input checked="" type="checkbox"/> DRY	<input checked="" type="checkbox"/> DRY	<input checked="" type="checkbox"/> DRY	<input checked="" type="checkbox"/> DRY	<input checked="" type="checkbox"/> DRY	<input checked="" type="checkbox"/> DRY	<input type="checkbox"/> DRY
<input type="checkbox"/> DMP	<input type="checkbox"/> DMP	<input type="checkbox"/> DMP	<input type="checkbox"/> DMP	<input type="checkbox"/> DMP	<input type="checkbox"/> DMP	<input type="checkbox"/> DMP	<input type="checkbox"/> DMP	<input type="checkbox"/> DMP	<input type="checkbox"/> DMP	<input type="checkbox"/> DMP	<input type="checkbox"/> DMP	<input type="checkbox"/> DMP
<input type="checkbox"/> ENC	<input type="checkbox"/> ENC	<input type="checkbox"/> ENC	<input type="checkbox"/> ENC	<input type="checkbox"/> ENC	<input type="checkbox"/> ENC	<input type="checkbox"/> ENC	<input type="checkbox"/> ENC	<input type="checkbox"/> ENC	<input type="checkbox"/> ENC	<input type="checkbox"/> ENC	<input type="checkbox"/> ENC	<input type="checkbox"/> ENC
<input type="checkbox"/> WET - No lens	<input type="checkbox"/> WET	<input type="checkbox"/> WET	<input type="checkbox"/> WET	<input type="checkbox"/> WET	<input type="checkbox"/> WET	<input type="checkbox"/> WET	<input type="checkbox"/> WET	<input type="checkbox"/> WET	<input type="checkbox"/> WET	<input type="checkbox"/> WET	<input type="checkbox"/> WET	<input type="checkbox"/> WET

PROJECT NAME	DATE	COMPANY	TYPE	NOTE

# WIRING SCHEMATIC

## STRIP - STATIC WHITE - IA

