



# DW24/6.0

## STRIP - DYNAMIC WHITE



V/WATTS	RATED	CCT	<sup>2</sup> CONNECTOR/ WIRE IN	<sup>2</sup> CONNECTOR/ WIRE OUT	ILLUMINATED LENGTH (IN)
<b>DW24/6.0</b> Voltage: 24 VDC Wattage: 6.0 W/ft	<b>DRY</b>	<b>20/27</b> - 2000K-2700K <b>20/30</b> - 2000K-3000K	<b><sup>1</sup>BW</b> <b>CLS</b>	<b>CLS</b> <b><sup>1</sup>BW</b>	<b>2"-192"</b> OR <b><sup>2</sup>MATCH</b> 2.00" increments Matches EXT length ordered
	<b>DMP</b>	<b>24/30</b> - 2400K-3000K	<b><sup>1</sup>BW</b>	<b>CLS</b> <b><sup>1</sup>BW</b>	<b>2"-180"</b> OR <b><sup>2</sup>MATCH</b> 2.00" increments Matches EXT length ordered
	<b><sup>3</sup>ENC</b>	<b>24/30</b> - 2400K-3000K	<b><sup>1</sup>BW</b>	<b>CLS</b> <b><sup>1</sup>BW</b>	<b><sup>2</sup>MATCH</b> Matches EXT length ordered
	<b>WET</b>	<b>20/27</b> - 2000K-2700K <b>20/30</b> - 2000K-3000K	<b><sup>1</sup>BW</b>	<b>CLS</b> <b><sup>1</sup>BW</b>	<b>2"-192"</b> OR <b><sup>2</sup>MATCH</b> 2.00" increments Matches EXT length ordered

ENC RATED STRIP ARE NOT FIELD CUTTABLE

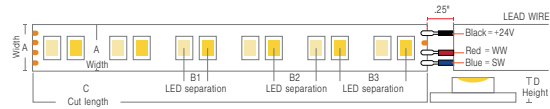
- NOTES:**
- Field modifications must comply with Q-Tran's installation methods otherwise warranty is null and void
  - All data has +/- 5% tolerance
  - 5 year warranty
  - Consult factory for alternate Kelvin temperature
  - 1** BW comes in standard 24" - request custom length (Max 120") by writing it in inches next to "BW" in the order code box (ex. BW48)
  - 2** Wire orientation for MATCH will be dictated by extrusion Feed In/Feed Out selection
  - Connector/Wire In or Out not needed to specify product. Standard configuration is BW for Wire In and CLS for Wire out
  - 3** If ordering an encapsulated extrusion, ENC (Encapsulated in Extrusion) must be chosen for your strip

### TECHNICAL INFORMATION [Calculated L70(6k) = 70000 hrs]

\*Tested with DW24/6.0-DRY

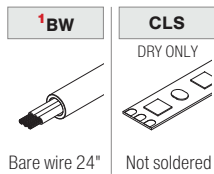
CCT	Lumen/ft	CRI Ra	CRI R9	TM30 Rf	TM30 Rg	Circuit Wattage
2000K	221	94	63	85	107	2.93
2400K	***	**	**	**	***	2.93
2700K	242	97	97	94	102	2.93
3000K	261	98	96	94	102	2.93

### DIMENSIONS

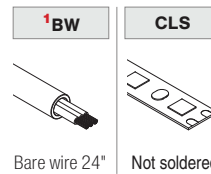


Section (in)	DRY	DMP	WET
A	0.39"	0.39"	0.47"
B1	0.10"	0.10"	0.10"
B2	0.25"	0.25"	0.25"
B3	0.32"	0.32"	0.32"
C	2.00"	2.00"	2.00"
D	0.05"	0.12"	0.18"

### CONNECTOR/WIRE IN



### CONNECTOR/WIRE OUT



### COMPATIBLE EXTRUSIONS

SLIM	WIDE	ROND	VEGA	TORQ	TRE3	LALO	TALO	ARKA	TELA	VEVE	FLUR	LATO	MDIN
<input checked="" type="checkbox"/> DRY	<input checked="" type="checkbox"/> DRY	<input checked="" type="checkbox"/> DRY	<input checked="" type="checkbox"/> DRY	<input checked="" type="checkbox"/> DRY	<input checked="" type="checkbox"/> DRY	<input checked="" type="checkbox"/> DRY	<input checked="" type="checkbox"/> DRY	<input checked="" type="checkbox"/> DRY	<input checked="" type="checkbox"/> DRY	<input checked="" type="checkbox"/> DRY	<input checked="" type="checkbox"/> DRY	<input checked="" type="checkbox"/> DRY	<input checked="" type="checkbox"/> DRY
<input checked="" type="checkbox"/> DMP	<input checked="" type="checkbox"/> DMP	<input checked="" type="checkbox"/> DMP	<input checked="" type="checkbox"/> DMP	<input checked="" type="checkbox"/> DMP	<input checked="" type="checkbox"/> DMP	<input checked="" type="checkbox"/> DMP	<input checked="" type="checkbox"/> DMP	<input checked="" type="checkbox"/> DMP	<input checked="" type="checkbox"/> DMP	<input checked="" type="checkbox"/> DMP	<input checked="" type="checkbox"/> DMP	<input checked="" type="checkbox"/> DMP	<input checked="" type="checkbox"/> DMP
<input type="checkbox"/> ENC	<input checked="" type="checkbox"/> ENC	<input type="checkbox"/> ENC	<input type="checkbox"/> ENC	<input type="checkbox"/> ENC	<input type="checkbox"/> ENC	<input type="checkbox"/> ENC	<input type="checkbox"/> ENC	<input type="checkbox"/> ENC	<input type="checkbox"/> ENC	<input type="checkbox"/> ENC	<input type="checkbox"/> ENC	<input type="checkbox"/> ENC	<input type="checkbox"/> ENC
<input type="checkbox"/> WET - No lens	<input checked="" type="checkbox"/> WET	<input type="checkbox"/> WET	<input type="checkbox"/> WET	<input type="checkbox"/> WET	<input type="checkbox"/> WET	<input type="checkbox"/> WET	<input type="checkbox"/> WET	<input type="checkbox"/> WET	<input checked="" type="checkbox"/> WET	<input type="checkbox"/> WET	<input type="checkbox"/> WET	<input type="checkbox"/> WET	<input type="checkbox"/> WET

PROJECT NAME	DATE	COMPANY	TYPE	NOTE